

79★COWBOYS

DOOMSDAY DEFENSE



13 Straight Winning Seasons
25 Playoff Game Appearances
5 Super Bowl Appearances



FINGERTIP INFORMATION

OFFICE ADDRESS — 6116 North Central Expressway • Dallas, Texas 75206
 OFFICE TELEPHONE — 214/369-8000
 HOME FIELD — Texas Stadium (Capacity: 65,101)
 COLORS — Royal Blue, Metallic Blue and White

TICKET INFORMATION

Reserved Seats — \$10.00 and \$6.00

COWBOYS TICKET OUTLETS

DALLAS — COWBOYS TICKET OFFICE, 6116 N. Central Expressway.
 FORT WORTH — CENTRAL TICKET AGENCY.

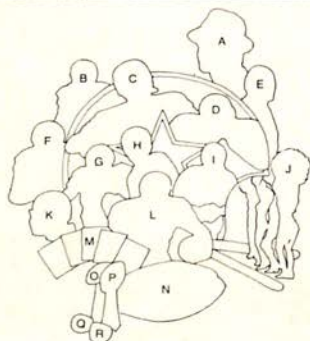
INDEX

Attendance Records	113	Post Season, 1979	144
Big Days/Playoffs	124	Schedule, 1979	Back Cover
Big Days/Regular Season	114	Standings, 1978	135
Cheerleaders	140	Statistical Leaders, 1978	136-137
Coaches	4-10	Opponents, 1979	76-87
Cowboys Band	141	Players	
Dallas Cowboys Weekly	143	Biographies, Rookies	60-63
Directory	2	Biographies, Veterans	13-57
Draft List (1961-1979)	66-69	Honor Roll By Colleges	65
Halftime Activities	141	Roster, All-Time	64
Highlight Film	118	Roster, 1979	Centerspread
Historical Highlights	130-134	Pre-Season Results, All-Time	129
Honors	70	Pronunciation Guide	58
How Cowboys Were Built	59	Radio	142
Last Time	115	Records/Playoff	120-124
Largest Margin of Defeat/Victory	118	Records/Regular Season	107-113
Longest Plays/Playoffs	124	Results, All-Time	126-128
Longest Plays/Regular Season	116	Results (1978 Game by Game)	88-94
Management	3	Road Itinerary	74
Miscellaneous Records, Playoffs	122	Schedule, 1979	1
Miscellaneous Records, Season	117	Season Records, Individual	102
NFC Championship	97	Statistical Leaders, All-Time	100-101
NFC Playoff	96	Statistical Leaders, by Years	103-106
NFL Data		Statistics, 1978	95
All-League Team, 1978	71	Super Bowl XIII	98
Post Season, 1933-1978	138	Texas Stadium Facts	144

ON THE COVER

The 20th anniversary of the Dallas Cowboys is depicted by Ron McKee.

Key: (A) Tom Landry, head coach; (B) Mel Renfro, defensive back; (C) Don Meredith, quarterback; (D) Bob Lilly, defensive tackle; (E) Texas E. Schramm, president-general manager; (F) Bob Hayes, wide receiver; (G) Chuck Howley, linebacker; (H) Roger Staubach, quarterback; (I) Eddie LeBaron, quarterback; (J) Dallas Cowboys Cheerleaders; (K) Walt Garrison, running back; (L) Don Perkins, running back; (M) program covers from Super Bowl games in which the Cowboys played, Super Bowls V, VI, X, XII, and XIII; (N) Texas Stadium; (O) Vince Lombardi Trophy, Super Bowl VI; (P) Vince Lombardi Trophy, Super Bowl XII; (Q) championship ring, Super Bowl VI; (R) championship ring, Super Bowl XII.



W. P. Davis
 80430 Joaquin Drive
 Dallas, Texas 75228

1979 Schedule

PRE-SEASON GAMES			
DATE	OPPONENT	LOCAL TIME	DALLAS TIME
Sat., July 28	Oakland Raiders at Canton, Ohio	3:30 p.m.	2:30 p.m.
SAT., AUG. 4	DENVER BRONCOS	8 p.m.	
Sun., Aug. 12	at Seattle Seahawks	6 p.m.	8 p.m.
SAT., AUG. 18	HOUSTON OILERS	8 p.m.	
SAT., AUG. 25	PITTSBURGH STEELERS	8 p.m.	
REGULAR SEASON GAMES			
DATE	OPPONENT	LOCAL TIME	DALLAS TIME
Sun., Sept. 2	at St. Louis Cardinals	1 p.m.	1 p.m.
Sun., Sept. 9	at San Francisco 49ers	1 p.m.	3 p.m.
SUN., SEPT. 16	CHICAGO BEARS	3 p.m.	
Mon., Sept. 24	at Cleveland Browns	9 p.m.	8 p.m.
SUN., SEPT. 30	CINCINNATI BENGALS	3 p.m.	
Sun., Oct. 7	at Minnesota Vikings	3 p.m.	3 p.m.
SUN., OCT. 14	LOS ANGELES RAMS	8 p.m.	
SUN., OCT. 21	ST. LOUIS CARDINALS	1 p.m.	
Sun., Oct. 28	at Pittsburgh Steelers	1 p.m.	12 noon
Sun., Nov. 4	at New York Giants	1 p.m.	12 noon
MON., NOV. 12	PHILADELPHIA EAGLES	8 p.m.	
Sun., Nov. 18	Washington Redskins	1 p.m.	12 noon
THURS., NOV. 22	HOUSTON OILERS	3 p.m.	
SUN., DEC. 2	NEW YORK GIANTS	3 p.m.	
Sat., Dec. 8	at Philadelphia Eagles	12:30 p.m.	11:30 a.m.
SUN., DEC. 16	WASHINGTON REDSKINS	3 p.m.	

1979 Training Camp Data

LOCATION:

California Lutheran College
 Conejo Hall
 3270 Campus Drive South
 Thousand Oaks, California 91360

DATES:

July 6 through August 17
 After August 17, back home
 in Dallas

REPORTING DATES:

Rookies report on Fri., July 6
 Veterans report on Mon., July 16

PHONE NUMBERS:

Tex Schramm . . . 805/492-1365
 Gil Brandt 805/492-1645
 Joe Bailey/
 Dan Werner . . . 805/492-1787
 Doug Todd 805/492-2031
 School Switchboard 805/492-2411
 Telecopier Line . . 805/492-5053
 TWX Line 910/336-1104

Note to Media: The "Dial-a-Cowboy" number is 214/369-4081. Dial that number any time of the day or night for a taped interview with a Dallas player or coach.



COWBOYS CLUB DIRECTORY

(Home Phone Numbers in Parentheses)

CLINT W. MURCHISON, JR.	Chairman of the Board
TEXAS E. SCHRAMM (363-6665)	President and General Manager
GIL BRANDT (369-6689)	Personnel Development (Vice President)
DON WILSON (251-2190)	Treasurer (Vice President)
JOE BAILEY (352-5619)	Administration (Vice President)
DAN WERNER (980-1580)	Administrative Assistant
DOUG TODD (231-4766)	Public Relations Director
GREG AIELLO (696-6286)	Assistant Public Relations Director
KAY LANG	Ticket Manager
BOB GRIFFIN, RED HICKEY, RON HILL, REED JOHNSON, CHARLIE MACKEY, JOHN WOOTEN, MEL RENFRO, WALT YOWARSKY	Scouts
DON COCHREN	Trainer
KEN LOCKER	Assistant Trainer
WILLIAM T. "BUCK" BUCHANAN	Equipment Manager
BOB FRIEDMAN	Director of Photography
DR. MARVIN P. KNIGHT	Team Physician
DR. JAMES PAT EVANS	Team Physician
JIM SKINNER	Entertainment Director
SUZANNE MITCHELL	Cowboys Cheerleaders Director
BILL LIVELY	Cowboys Band Director

COACHING STAFF

Head Coach: TOM LANDRY (19 Seasons, Won 161, Lost 99, Tied 6)
Assistant Coaches: JIM MYERS (Assistant Head Coach), ERMAL ALLEN
(Special Assistant), MIKE DITKA, DAN REEVES, GENE STALLINGS,
ERNIE STAUTNER, JERRY TUBBS, BOB WARD

THE MANAGEMENT



MURCHISON



SCHRAMM



BRANDT

"The most efficient organization in the National Football League. Their front office runs with military precision — and the team they put on the field reflects it . . ."

— San Francisco Chronicle.

"Franchises in the National Football League count up to 28, but the team most of America seems to respect as no other is one that has a star on its helmets . . . the Dallas Cowboys are fast becoming an American institution."

— Sporting News.

Entering their 20th season in 1979, the Dallas Cowboys were shooting for their 13th playoff appearance in 14 years and sixth Super Bowl berth in 10 years.

The key to the Cowboys' success is stability. The club has maintained the same front office lineup and head coach since its birth in 1960 — Chairman of the Board Clint W. Murchison Jr., President and General Manager Tex Schramm, Vice President for Personnel Development Gil Brandt and Coach Tom Landry.

Schramm oversees the day-to-day operations of the team. In 1966 he was named president of the Cowboys, but also has retained his position as general manager.


A graduate of the University of Texas with a degree in journalism, Schramm joined the Los Angeles Rams as publicity director in 1947 after working in Texas as a sports writer. In a 10-year career with the Rams he rose to general manager.

Schramm left the Rams in 1957 to join CBS as assistant director of sports and three years later was hired by Murchison to run the Dallas NFL franchise.

In the spring of 1977 Schramm received an honorary degree (Doctor of Humane Letters) from California Lutheran College. At the end of that season he was named NFL Executive of the Year by the Sporting News and last year received the Bert Bell Award for outstanding executive leadership in the NFL.

Brandt directs the Cowboys' scouting operation and supervises the signing of all players. A native of Milwaukee and graduate of the University of Wisconsin, Brandt was a baby photographer and part-time scout for the Rams when his flair for discovering talent led to his being hired by the Cowboys.

THE COACH



Tom Landry was not always an institution in Dallas. Take the year 1963. Landry was a struggling young coach with a fourth-year expansion team still looking for its first winning season.

After an 0-11-1 maiden season in 1960, the Cowboys improved to 4-9-1 in 1961 and 5-8-1 in '62. But the high hopes for the '63 season were crushed when the Cowboys lost their first four games, squeaked past Detroit then dropped two more to fall to 1-6.

Discontent was rampant. Landry's job was in jeopardy.

"We've got to do something to bolster Tom's position," General Manager Tex Schramm told Clint Murchison Jr., the owner. "The fans are really on him."

"Simple," Murchison replied. "Just give him a 10-year contract."

It turned out to be a case in which patience paid off. From 1966

through 1978 the Cowboys under Landry won 136, lost 46 and tied two to become the NFL's winningest team over those years.

In those years Landry guided the Cowboys through 13 straight winning seasons, including 12 trips to the playoffs, 10 division championships and a record five Super Bowl appearances.

By 1979 Thomas Wade Landry, the soft-spoken, stoical soul of the Dallas Cowboys, had grown into a legend.

The dean of NFL coaches heading into his 20th season, Landry ranked fifth on the list of the league's all-time winningest coaches after 1978 and should move into fourth place ahead of Paul Brown in '79.

The only active NFL coach with more victories than Landry after the 1978 season was Miami's Don Shula, an unabashed Landry fan.

"I have nothing but respect for Tom Landry as a coach and a man," Shula says. "You always count on him to put an excellent, well-coached team on the field. They play clean, hard, tough, aggressive football. I also know what a tremendous job he does in the community, especially with younger people, and the influence he has on them."

The loss to Pittsburgh in last season's Super Bowl prevented the Cowboys from becoming the first three-time Super Bowl winners, but Landry was hoping that disappointment would spur his squad toward joining Miami as the only team to make three straight trips to the Super Bowl.

"The world doesn't stop when you lose," Landry says. "You must think about the good things that have happened to you. You must look ahead. The only way a person can really become strong is to have setbacks.

"But if you think winning is not too important, then you are not willing to pay the price to win. This game is played with the heart."



Tom was born in Mission, Texas, on Sept. 11, 1924. He was an All-Regional fullback at Mission High School before enrolling at the University of Texas. Following one semester, he joined the Air Corps and flew 30 B-17 missions with the Eighth Air Force.

In November 1945 he was discharged as a First Lieutenant and returned to Texas where he earned All-Southwest Conference honors as a junior and co-captained the Longhorns as a senior. With Landry's help, Texas beat Alabama in the 1948 Sugar Bowl and Georgia in the 1949 Orange Bowl.

Landry played for the New York Yankees of the All-America Conference in 1949 before joining the NFL's New York Giants the next year. He was a mainstay in the Giants' defensive backfield through 1955, the last two years as player-coach. He earned All-Pro honors in 1954.

Retiring as a player following the 1955 season, Tom was the Giants' defensive coach through 1959. Giants Head Coach Jim Lee Howell called him "the best defensive coach in the business."

Coach Landry and his wife Alicia, whom he met at Texas, have three children — Tom, Jr., an attorney and oilman; Kitty and Lisa.

Tom devotes much of his spare time to the Fellowship of Christian Athletes and serves on the Board of Trustees of the National FCA. He has served as chairman of the State American Cancer Society, area chairman for the All-American Roundup of the Boy Scouts of America and chairman of the Variety Club's Telethon.

Landry has received honorary degrees from California Lutheran College (Doctor of Humane Letters), John Brown University (Doctor of Humanities), Southwest Baptist College (Doctor of Laws) and Indiana Central University (Doctor of Laws).

Among the many awards Tom received after the 1978 season were induction into the Texas Sports Hall of Fame, the Christian Service Abe Lincoln Award from the Radio and Television Commission of the Southern Baptist Convention and the Person of Vision Award from the Texas Society for the Prevention of Blindness.

THE LANDRY YEARS

YEAR	W	L	T	YEAR	W	L	T
1960	0	11	1	*1970	10	4	0
1961	4	9	1	*1971	11	3	0
1962	5	8	1	*1972	10	4	0
1963	4	10	0	*1973	10	4	0
1964	5	8	1	1974	8	6	0
1965	7	7	0	*1975	10	4	0
*1966	10	3	1	*1976	11	3	0
*1967	9	5	0	*1977	12	2	0
*1968	12	2	0	*1978	12	4	0
*1969	11	2	1	TOTALS	161	99	6

*Qualified for Playoffs (Won Super Bowl VI on Jan. 16, 1972; won Super Bowl XII on Jan. 15, 1978).

NFL'S TOP 10 WINNINGEST COACHES

COACH, TEAMS	W	L	T
1. GEORGE HALAS (40 years)	320	148	30
Chicago Bears ('20-'29, '33-'42, '46-'55, '58-'67)			
2. CURLY LAMBEAU (33 years)	231	133	23
Green Bay ('21-'49), Chi. Cards ('50-'51), Wash. ('52-'53)			
3. PAUL BROWN (21 years)	166	100	6
Cleveland ('50-'62), Cincinnati ('68-'75)			
4. *DON SHULA (16 years)	165	56	5
Baltimore ('63-'69), (Miami ('70-'78)			
5. *TOM LANDRY (19 years)	161	99	6
Dallas Cowboys ('60-'78)			
6. STEVE OWEN (23 years)	151	100	17
New York Giants ('31-'53)			
7. HANK STRAM (17 years)	131	97	10
Dallas Texans (60-'62), Kansas City ('63-'74), New Orleans ('76-'77)			
8. WEEB EWBANK (20 years)	130	129	7
Baltimore ('54-'62), New York Jets ('63-'73)			
9. SID GILLMAN (18 years)	122	99	7
Los Angeles ('55-'59), San Diego ('60-'69), Houston ('73-'74)			
10. GEORGE ALLEN (12 years)	116	47	5
Los Angeles ('66-'70), Washington ('71-'77)			

*Active in 1979.

THE STAFF



MYERS



ALLEN



DITKA



REEVES

JIM MYERS, Assistant Head Coach • Offensive Line

Two years ago Tom Landry turned over some of his responsibilities to Jim Myers, naming his long-time aide to the newly created position of assistant head coach.

"He knows everything there is to know about our system," Landry says.

Along with Ermal Allen, Myers has the longest tenure on the Cowboys' assistant coaching staff, 18 years. He joined the Cowboys in 1962 as offensive line coach following head coaching jobs at Iowa State and Texas A&M.

Jim has continued to handle the offensive line since his appointment as assistant head coach. Under his guidance, the Cowboys have produced All-Pros such as Ralph Neely, John Niland, Rayfield Wright and Blaine Nye.

A native of Madison, W. Va. (11/12/21), Myers was an outstanding lineman at the University of Tennessee in 1941-42 and at Duke in the Marine Corps V-12 program in 1943.

Before becoming a head coach, Myers served as an assistant at Wofford College, Vanderbilt and UCLA. Last year he received the Distinguished American Award from the East Tennessee Chapter of the National Football Foundation and Hall of Fame.

Jim and his wife Carolyn have three daughters and six grandchildren.

ERMAL ALLEN, Special Assistant

The Cowboys' Research and Development Department, which studies and evaluates all players and teams in the NFL, is directed by Ermal Allen, in his 18th season with the club.

A quarterback at the University of Kentucky from 1939-41 and a member of the Fort Benning and Army All-Star teams during World War II, Allen played one season as a defensive back with the Cleveland Browns in the All-America Conference in 1947.

Ermal returned to Kentucky in 1948 and was an assistant coach

for 14 years under Paul "Bear" Bryant ('48-'53) and Blanton Collier ('54-'61).

Born Christmas Day, 1920, Ermal is the best golfer on the Cowboys' staff. He is a two-time Kentucky Amateur champion, beating Bobby Nichols in 1955 and Frank Beard in '58.

Ermal and his wife Allie have a son, two daughters and six grandchildren.

MIKE DITKA, Special Teams • Receivers

Mike Ditka began his third season in charge of both special teams and receivers in 1979. Under Ditka the Cowboys' receiving corps has produced a Pro Bowl performer at each position — WR Drew Pearson and TE Billy Joe DuPree in '77 and DuPree and WR Tony Hill in '78 — and the special teams have continued to be ranked among the NFL's best.

A four-time All-Pro tight end with the Chicago Bears, Ditka played his last four years with the Cowboys, including appearances in Super Bowls V and VI. He joined the staff as special teams coach in 1973.

A native of Aliquippa, Pa. (10/18/39), Mike was a consensus All-America at the University of Pittsburgh and the Bears' No. 1 draft choice in 1961. In his 12-year NFL career, Ditka caught 427 passes for 5,913 yards and 43 touchdowns. He also played for the Philadelphia Eagles.

Mike has three sons and a daughter. His wife's name is Diana.

DAN REEVES, Offensive Coordinator • Offensive Backs

In Dan Reeves' first two years as offensive coordinator, the Cowboys dominated the statistics, leading the NFL in '77 and NFC in '78 in total offense.

After two seasons as a player-coach, Dan became the club's offensive backfield coach in 1972. He spent the 1973 season in private business before rejoining the Cowboys staff in '74. He added the duties of offensive coordinator in '77.

A running back for eight seasons (1965-72) with Dallas, Reeves finished his career as the Cowboys' fifth all-time leading rusher despite a series of knee injuries. He rushed for 1,990 yards and 25 touchdowns and caught 129 passes for 1,693 yards and 17 touchdowns.

Reeves was a feared option passing halfback as a pro after playing quarterback at the University of South Carolina. He was inducted into the University of South Carolina's Hall of Fame two years ago.

A native of Americus, Ga. (1/19/44), he signed with the Cowboys as a free agent in 1965.

Dan and his wife Pam have two daughters and a son.

GENE STALLINGS, Defensive Backfield

Beginning his eighth season as the Cowboys' secondary coach, Gene Stallings has presided over the development of two All-Pro safeties — Cliff Harris and Charlie Waters.

Stallings joined Tom Landry's staff in 1972 after seven years (1965-71) as head coach at his alma mater, Texas A&M.

Gene was an All-Southwest Conference offensive end at A&M under



STALLINGS



STAUTNER



TUBBS



WARD

Bear Bryant before spending one year as a student-assistant coach. He moved with Bryant to Alabama as an assistant and remained until returning to A&M as head coach. Stallings was a tri-captain on Bryant's undefeated 1956 Aggie team.

The Paris, Texas, native (3/2/35) was honored by his hometown with a banquet last April 27. Gene and his wife Ruth Ann have four daughters and a son.

ERNIE STAUTNER, Defensive Coordinator • Defensive Line

Hall of Famer Ernie Stautner has helped mold both versions of the Cowboys' famed "Doomsday Defense." The original unit began to emerge shortly after Stautner's arrival as defensive line coach in 1966. Last year "Doomsday II" was tops in the league against the rush and second in total defense.

Stautner was an All-Pro defensive end and tackle for the Pittsburgh Steelers for 15 years (1951-65) despite being relatively small at 6-0, 235 pounds.

A veteran of nine Pro Bowls, he was elected to the Pro Football Hall of Fame in 1969, his first year of eligibility.

Ernie was born in Kham, Bavaria (4/20/27) and grew up in Albany, N.Y. Following a World War II Marine Corps hitch (1943-46), he enrolled at Boston College where he developed into a two-way star lineman.

Ernie's wife is named Pat and he has a son and two daughters.

JERRY TUBBS, Linebackers

The only original Cowboys player still with the organization is Jerry Tubbs. He came to the team in the 1960 expansion draft and played middle linebacker for eight years before joining the coaching staff in '68.

He helped develop his replacement at middle linebacker, Lee Roy Jordan, one of three Pro Bowl stars to play under Tubbs. The others are Chuck Howley and Thomas Henderson.

Born in Breckenridge, Texas (1/23/35), Jerry was an All-America center-linebacker for Bud Wilkinson's unbeaten Oklahoma teams from 1954-56. Tubbs received the Walter Camp Award as the nation's out-

standing player in '56. He was drafted No. 1 by the Chicago Cardinals in 1957 and also played for the San Francisco 49ers before coming to Dallas.

Jerry and his wife Marlene have a son and daughter.

BOB WARD, Conditioning

The Cowboys have been remarkably free of injuries the past few years, a tribute to the conditioning program of Bob Ward.

Ward has the players enthusiastically participating in his programs, which include running, weightlifting, flexibility training and diet. He directs the Cowboys' voluntary off-season program, working with computer printouts to devise individualized programs for each player.

Bob was a track coach for 11 years at Fullerton, Calif., Community College before joining the Cowboys in 1975.

The 45-year-old graduate of Whitworth College in Spokane, Wash., received his master's in physical education from the University of Washington and his Ph.D. from Indiana University.

Bob and his wife Joyce have two children.

DON COCHREN, Trainer

Don Cochren began his 15th year with the Cowboys in 1979, joining the team in 1965 after experience in college, military and Canadian Football League training.

A graduate of Purdue, Cochren, 47, earned his physical therapy certificate at Pennsylvania. He was the trainer at Case Institute (now Case-Western Reserve) in Cleveland for two years, with the Toronto Argonauts of the CFL for four years and spent a year at the University of New Hampshire before coming to Dallas. He also served as a physical therapy officer in the Air Force for two years.

Don and his wife Jan and their four children live in suburban Carrollton.

KEN LOCKER, Assistant Trainer

An assistant trainer and interim head trainer at North Texas State for four years, Ken Locker came to the Cowboys in 1973 as assistant trainer.

Locker received his master's degree in physical education from Texas Woman's University and served for two years as trainer for World Championship Tennis, making the men's tour in 1975 and '76.

Ken, 27, and his wife Pam live in suburban Addison.

BUCK BUCHANAN, Equipment Manager

After supervising athletic programs in the Air Force for 20 years, William T. "Buck" Buchanan joined the Cowboys in 1973.

SMSGt. Buchanan was a non-commissioned officer in charge of Athletics and Programs at the U.S. Air Force Academy Prep School in Colorado Springs for four years. He was awarded the Bronze Star for his performance during a 1968-69 tour of duty in Thailand.

Buck, 46, and his wife Geraldine have a son and daughter.



THE PLAYERS

DREW PEARSON



Benny Barnes • 31

CORNERBACK • STANFORD • 8th YEAR
HT: 6-1 • WT: 195 • BORN: 3/3/51 • (FA FOR '72)

PRO: Despite lingering foot and ankle problems that caused him to miss three games, Benny Barnes turned in perhaps the best season of his career in 1978, his third as starting left cornerback.

His career-high five interceptions led the Cowboys and placed him fifth in the NFC. Barnes also shared the club lead in fumble recoveries with two and continued the outstanding special teams play which earned him the team's Headhunter of the Year Award (with Jay Saldi) in 1977. Benny probably gained his greatest notoriety, however, from being the victim of a controversial interference call against Pittsburgh's Lynn Swann in the Super Bowl. After viewing films of the play, NFL Commissioner Pete Rozelle admitted the call against Barnes was wrong. "I feel like the guy sent to prison and a couple of years later they find out he's innocent," Benny said. After the '77 season Barnes underwent surgery to eliminate bone spurs in his foot and ankle, which was broken in '75. Benny lost his starting job early last season because of persisting pain in the foot, but returned to the lineup when Mark Washington was hurt against the Redskins in the fifth game. The Giants tested Barnes the next week and he had one of his best games of the year with seven tackles, an assist and a near interception. Earlier in the season against the Giants, Barnes picked off two passes in a game for the second time in his career. Charlie Waters calls Barnes "the best cornerback in the NFC" and Drew Pearson considers him "maybe the most underrated player on the team." Barnes spent his first four years as a backup cornerback and safety.

COLLEGE: Barnes was an All-Pacific Coast Conference safety at Stanford, where he played on two Rose Bowl winners. His seven interceptions in '71 included three in a game against Washington.

PERSONAL: Benny is appreciated by his teammates for his cheerful disposition. A native of Lufkin, Texas, Benny and his wife Joyce had their third son, Jamall, on April 23. Their other sons are David (1/20/72) and Damon (8/8/74). The Barnes live in Dallas year-round and Benny works for Oak Cliff Bank in the off-season.

BARNES' COWBOYS TOTALS

Year	Receiving					Year	Pass Interceptions				
	No.	Yds.	Avg.	Long	TD		No.	Yds.	Avg.	Long	TD
1974	1	37	37.0	37	0	1973	1	1	1.0	1	0
1976	1	43	43.0	43	0	1976	1	23	23.0	23	0
TOTALS	2	80	40.0	43	0	1978	5	72	14.4	38	0
						TOTALS	7	96	13.7	38	0

Opponents' Fumbles Recovered

Year	No.	Yds.	Avg.	Long	TD
1974	1	0	0.0	0	0
1978	2	14	7.0	14	0
TOTALS	3	14	4.7	14	0

Larry Bethea • 76

DEFENSIVE END-TACKLE • MICHIGAN STATE • 2nd YEAR
HT: 6-5 • WT: 254 • BORN: 7/21/56 • (D-1 FOR '78)

PRO: The Cowboys' No. 1 draft pick in 1978, Larry Bethea, spent his rookie season playing on special teams and backing up Harvey Martin and Jethro Pugh in the defensive line. With the retirement of Pugh and Ed Jones, Bethea became a candidate for a starting job in 1979. "He made quite a bit of progress last year," said defensive coordinator Ernie Stautner. "He has the potential to be a good defensive tackle because he's big and strong but he's also fast enough to play end. And he has a good knack for escaping people. He'll have an opportunity to fight for a job this year." Bethea got his first opportunity to play in the second game of the 1978 season against the Giants when Martin was ejected. "I might not have been a Harvey Martin but I was out there holding my own," Bethea recalls. "Harvey gave me a lot of coaching on the sidelines. Every time the defense came off the field he was there to encourage me. All the players are helpful. That's the Cowboys' system." Later in the year, Bethea filled in regularly for Martin, who was having leg problems, on short yardage and goal-line plays. In the NFC title game Larry was credited with stopping Rams runner Jim Jodat on a fourth-and-one at the Dallas 14 to preserve a 7-0 Cowboys lead in the third quarter.

COLLEGE: Bethea was named the Big Ten's Most Valuable Player in 1977, the first lineman to win the award since Illinois' Dick Butkus in 1963. Larry was voted to three All-America teams, twice made All-Big Ten and was picked as the Spartans' MVP his senior year. He lettered four years, playing tight end as a freshman.

PERSONAL: Larry and his wife Gloria returned in the off-season to Michigan State where Larry is working toward a degree in urban development. The Betheas met in high school in Newport News, Va. Larry was a football star and Gloria was a cheerleader.



Alois Blackwell • 24

RUNNING BACK • HOUSTON • 2nd YEAR
HT: 5-10 • WT: 195 • BORN: 11/12/54 • (D-4 FOR '78)

PRO: After a rookie season in which he sparkled on the special teams, Alois Blackwell looked toward 1979 for a chance to display his considerable talent as a running back. "Like some of our other young backs, Alois Blackwell has promise," says Tom Landry. "He was a rookie last year and he does have ability as a runner. I think he'll be able to play and contribute much more than he did in '78."



BLACKWELL, Cont.

Blackwell's contributions last season were restricted primarily to special teams play, but he did not go unnoticed either by his coaches or fans. "He was one of the hardest hitters we had," said special teams coach Mike Ditka. "He's not that big so it wasn't until I saw films of him that I realized just how hard he was hitting." One crunching tackle of a Philadelphia kickoff returner had a Texas Stadium crowd buzzing with excitement. "It helps your ego when something like that happens and when your ego is helped your confidence is helped," Alois said. Blackwell's confidence had plummeted early in the season when he saw no playing time, but by the fourth game he had worked his way onto the special teams, mostly kickoff coverage. "That gave me a boost," he says. "I knew I had the ability and it gave me a chance to show it. It took a while to get the old confidence back. I had never sat on the bench, ever, and it was hard on me."

COLLEGE: Blackwell was one of the chief reasons Houston surprised the Southwest Conference in '76 by winning the SWC title and beating Maryland in the Cotton Bowl. Alois was the SWC's second leading rusher behind Earl Campbell with 1,169 yards and earned Cotton Bowl MVP honors with 149 yards. He finished his three-year career as the Cougars' fourth all-time rusher with 2,467 yards for a 5.8 yards per carry average.

PERSONAL: Alois returned in the off-season to the University of Houston where he studied full-time toward his degree in hotel and restaurant management. A native of Cuero, Texas, Alois enjoys playing tennis, racquetball and backgammon.

BLACKWELL'S COWBOYS TOTALS

Year	Rushing				Year	Kickoff Returns			
	Att.	Yds.	Avg.	Long TD		Att.	Yds.	Avg.	Long TD
1978	9	37	4.1	13 0	1978	3	70	23.3	31 0



Bob Breunig • 53

LINEBACKER • ARIZONA STATE • 5th YEAR
HT: 6-2 • WT: 225 • BORN: 7/4/53 • (D-3 FOR '75)

PRO: The quarterback of the defensive unit, the man who calls the formations and gets in on more tackles than anyone else, is middle linebacker Bob Breunig. Only the third starting middle linebacker in team history, Breunig was converted from strongside linebacker to the "Meg" position in the "flex" defense two years ago after the retirement of Lee Roy Jordan. Bob relays the defensive signals called from the sidelines by defensive coordinator Ernie Stautner, but he's also responsible for calling audibles if a formation needs to be changed. Breunig led the Cowboys in tackles in 1978 for the second straight year, making 71 primary tackles and assisting on 64 others. "Bob Breunig has done an excellent job for no more experience than he has in our league and the Cowboys' system," Tom Landry says. "He's smart and a very intense football player. He'll give you every-

BREUNIG, Cont.

thing he's got in practice and on the field, and he's a great leader. He is the quality middle linebacker you need." Breunig's smooth transition to the middle spot in '77, termed "remarkable" by Landry, helped clear the way for the Cowboys' march to their second Super Bowl triumph. "Bob's extremely intelligent, very alert and he handles the defense, as far as audibles, very well," says linebackers coach Jerry Tubbs, the Cowboys' first middle linebacker. "He does a good deal of audibilizing and the thing is he knows when to do it. His intelligence and intensity are his biggest attributes. He's an excellent leader."

COLLEGE: A middle linebacker at Arizona State, Breunig earned All-America honors as a senior after leading the Sun Devils in tackles and fumble recoveries. A three-time All-WAC selection, he recovered 10 fumbles and intercepted six passes in his career.

PERSONAL: Bob and his wife Mary had their first child, Robert Jr., on Nov. 11, 1978. A self-taught guitar player and singer, Breunig performed a "Tribute to Elvis" at the Cowboys' Super Bowl XII victory party and last year recorded a song on a children's religious album. Bob is active with the Happy Hill Children's Home in Dallas, the Fellowship of Christian Athletes and works full-time in the off-season for the Holloway-Staubach Real Estate Agency.

BREUNIG'S COWBOYS TOTALS

Receiving					Opponents'					Fumble Recoveries				
Year	No.	Yds.	Avg.	Long TD	Year	No.	Yds.	Avg.	Long TD	Year	No.	Yds.	Avg.	Long TD
1975	1	21	21.0	21 0	1975	1	0	0.0	0 0	1975	1	0	0.0	0 0
	Kickoff Returns				1976	3	0	0.0	0 0	1976	3	0	0.0	0 0
1975	2	13	6.5	7 0	1977	1	0	0.0	0 0	1977	1	0	0.0	0 0
					1978	1	0	0.0	0 0	1978	1	0	0.0	0 0
					TOTALS	6	0	0.0	0 0	TOTALS	6	0	0.0	0 0

Pass Interceptions				
Year	No.	Yds.	Avg.	Long TD
1977	1	15	15.0	15 0
1978	1	2	2.0	2 0
TOTALS	2	17	8.5	15 0

Larry Brinson • 36

RUNNING BACK • FLORIDA • 3rd YEAR
HT: 6-0 • WT: 214 • BORN: 6/6/54 • (FA FOR '77)

PRO: Larry Brinson will never forget the emotional roller coaster he rode during the 1978 season. After showing well early in training camp, Brinson was slowed by a groin injury and saw no pre-season action. On the final cutdown day Larry was released and no other teams signed him. But early in October running back Doug Denison went down with an injury and the Cowboys called back Brinson from his alma mater, the University of Florida, where he was a graduate assistant football coach. Brinson did not squander the opportunity. He shared the kickoff return duties with Butch Johnson and rushed for 96 yards and two touchdowns as a backup running back. His best game was the Thanksgiving Day rout of Washington in which he gained 51



BRINSON, Cont.

yards on four carries, including a 39-yard scoring burst around right end. "All things considered I feel pretty good about what I was able to accomplish after I came back," Brinson said. "What I did, I think, was show in some ways that I have the ability to play for this team." The coaches agreed. "Larry Brinson showed us he has promise. Any time he got a chance to play after he came back he did extremely well," Tom Landry said. Although a 9.5 100-yard dash sprinter in high school, Larry spent his college football career as a blocking back. He faced no small task trying to make the '77 Cowboys as a free agent, especially considering that he fractured a cheekbone in training camp. He wound up as a regular kickoff return specialist, however, tying for eighth among NFC kick return leaders.

COLLEGE: A four-year starter, Brinson was used mostly as a blocking back in the Gators' wishbone attack. He averaged 4.9 yards per rush in his career but never carried more than 74 times in a season. He scored 12 career TDs and played in four post-season bowl games.

PERSONAL: Larry and his wife Patricia returned to Gainesville in the off-season to continue working toward their degrees. Pat received her degree in education while Larry needs a few more credits for his physical education diploma. Larry was born in Opalocka, Fla., and attended Miami Northwestern High School. His hobby is freshwater fishing.

BRINSON'S COWBOYS TOTALS

Year	Rushing				Year	Kickoff Returns					
	Att.	Yds.	Avg.	Long TD		No.	Yds.	Avg.	Long TD		
1977	8	28	3.5	20	1	1977	17	409	24.1	41	0
1978	18	96	5.3	39	2	1978	6	93	15.5	31	0
TOTALS	26	124	4.8	39	3	TOTALS	23	502	21.8	41	0



Guy Brown • 59

LINEBACKER • HOUSTON • 3rd YEAR
HT: 6-4 • WT: 228 • BORN: 6/1/55 • (D-4 FOR '77)

PRO: One of the Cowboys' best athletes is Guy Brown, who quietly toils on the special teams and backs up both outside linebacker positions. Brown's physical tools give him unlimited potential. At 6-4 he is the Cowboys' tallest linebacker and his consistent 4.6 speed in the 40-yard dash is fastest among defensive players and second only to Tony Dorsett on the team. In his first training camp Brown set the rookie power clean lift record of 315 pounds, which was broken last year by Todd Christensen. "Guy is big, fast and smart," says linebackers coach Jerry Tubbs. "He just needs to put it all together and become a little more aggressive." Brown turned in another outstanding performance on the special teams last year, winning the Haggard Headhunter Award against Los Angeles and finishing as the second leading tackler on the kicking teams. "He's an excellent young man," special teams coach Mike Ditka says. "He's a good athlete, he's strong and he has excellent speed for a guy his size. He also has a

BROWN, Cont.

good attitude. He wants to do well." Adds Tom Landry, "Guy Brown is one of the best-looking athletes we have. He's got great speed, good size, and he's continually improving. He did an excellent job in the kicking game for us and this was a big plus for him."

COLLEGE: Brown earned All-Southwest Conference honors his senior year playing "standup" defensive end. Injuries hampered Brown at Houston where he began as a tight end before being converted to defensive end.

PERSONAL: Guy is active in the Fellowship of Christian Athletes and spent the off-season appearing at charity benefits and speaking at high schools in Florida and Alabama for Sports World Ministries. He also became a partner in a Dallas paint store. Guy and his wife Jacqueline, who also attended Houston, bought a house in Richardson in March. Guy is the oldest son in a family of 10 children and grew up near Palestine, Tex. He did not begin playing football until his senior year in high school.

Glenn Carano • 18

QUARTERBACK • NEVADA-LAS VEGAS • 3rd YEAR
HT: 6-3 • WT: 202 • BORN: 11/18/55 • (D-2 FOR '77)

PRO: Although he has yet to throw his first regular-season NFL pass, a feeling of confidence is growing around Glenn Carano. "I think Glenn Carano very definitely could handle the starting job in two or three years if that were to happen," says Tom Landry. "He's got a very strong arm and he's made up of the same quality level that Danny White and Roger Staubach are. He has those qualities that make a good quarterback." As the Cowboys' No. 3 quarterback, Carano's game-day responsibilities have been to chart every offensive play. During practice each week he plays the role of the upcoming opponent's quarterback. "Naturally, I'd love to be playing football," Glenn says. "But by staying with the Cowboys, I've learned a lot about defenses and offense and I've kept my body in good shape and I've made it to the Super Bowl twice. So I don't frown on not being traded." Drafted in the second round three years ago with a choice from Seattle for Duke Ferguson, Carano earned the No. 3 job by beating out Steve DeBerg, who started nine games last season for San Francisco. Another former Cowboys' third-string QB is Seattle's Jim Zorn, now one of the league's top passers. In pre-season as a rookie Glenn completed 10-of-20 passes, including one for a touchdown, and followed that up with a perfect 8-for-8 passing performance for 89 yards and a TD in the '78 pre-season.

COLLEGE: Carano set every Nevada-Las Vegas career passing record in four years as a starter, three under Ron Meyer, former Cowboys scout and currently head coach at SMU. Glenn completed 337-of-636 passes for 5,095 yards and 37 touchdowns in his career. He also scored 19 TDs rushing.



CARANO, Cont.

PERSONAL: In the off-season Glenn returned with his wife Dana to Nevada-Las Vegas where he studied toward a degree in business administration. The Caranos, who were married during the '77 season, also took a belated honeymoon in Hawaii in February. Last spring they bought a townhouse in Dallas. Glenn was born near Los Angeles and raised in Reno, Nev.



Todd Christensen • 40

**RUNNING BACK-TIGHT END • BRIGHAM YOUNG • 1st YEAR
HT: 6-3 • WT: 229 • BORN: 8/3/56 • (D-2 FOR '78)**

PRO: Because of an injury that kept him out of his entire rookie season, Todd Christensen spent most of his time last year pumping iron. Gifted with natural strength and determined to become even stronger, Todd affectionately was dubbed "Toddzilla" by teammates who constantly saw him at the weight machines. He set the power clean record for Cowboys rookies of 320 pounds and is one of a handful of Cowboys who can bench press more than 400 pounds (430). "All I've been known as around here is a weightlifter," says Christensen with frustration in his voice. "I can't wait to prove I can play football again." For anyone who remembers him at training camp last year, there isn't much doubt about Christensen's ability. Rated by the Cowboys as the best all-around athlete in the '78 draft, Christensen made an immediate impression by rushing eight times for 58 yards, including a 37-yard scamper, and catching four passes for 35 yards in the pre-season opener against San Francisco. He continued to do well but in the pre-season finale against Pittsburgh Christensen suffered a broken right foot in a collision with Jack Lambert and was put on injured reserve. Because of his outstanding receiving ability, Christensen is expected to be used both at tight end and as a back in the spread (shotgun) formation. "He's going to be a great receiver coming out of the backfield," says Gil Brandt. "A lot of receivers catch all the good passes. This guy catches those plus all the bad ones."

COLLEGE: A four-year starting running back in a passing, pro-set offense, Christensen led BYU in receiving three straight years, catching 152 passes for 1,566 yards and 15 touchdowns. Todd co-captained BYU's co-champion Western Athletic Conference team in '77 and captured the WAC receiving title with 50 catches for 603 yards and five TDs. He also rushed 270 times for 1,066 yards in four seasons. He was voted the most valuable player in the Blue-Gray game after catching 10 passes.

PERSONAL: Todd and his wife Kathy had their first child, a son named Toby, on Nov. 13, 1978. The Christensens remained in Dallas during the off-season so Todd could work out at the Cowboys' practice field. He also took up karate to improve his flexibility. Todd hopes to get his degree in social work next off-season. He was raised in Eugene, Ore.

Larry Cole • 63



DEFENSIVE TACKLE-END • HAWAII • 12th YEAR
HT: 6-5 • WT: 252 • BORN: 11/15/46 • (D-16 FOR '68)

PRO: The 1978 season was shaping up as a banner year for the president and lone survivor of the Cowboys' Zero Club, whose chief requirement is a love of anonymity. After nine years as a starter, Larry Cole was settling quietly into his second season as a backup. But soon injuries to Harvey Martin and Jethro Pugh shook Cole out of his treasured obscurity and back into action. He responded in his usual fashion—with big plays—and suddenly Larry Cole was back in the dreaded spotlight. Against New Orleans Cole intercepted the third pass of his career. "That play marked the end of a nine-year interception drought," he announced. In the NFC championship game Larry turned in three big plays. He caused the Rams' first fumble, by John Cappelletti, stopped Pat Haden's quarterback draw a yard short of a first down to force a missed field goal and pressured Haden into his first interception. Cole also started the Super Bowl in place of injured Jethro Pugh, giving Larry a record five Super Bowl appearances along with Cliff Harris, Charlie Waters, D. D. Lewis, Pugh, Rayfield Wright, Preston Pearson and Marv Fleming. Cole termed the '78 season his best in five years and he was looking forward to more of the same in '79 to make up for the retirement of Pugh and Ed Jones. "I've learned to be happy with whatever situation I'm in," Cole says, "but playing regularly gets you so much more involved in things. The competitive thing is what you miss most when you aren't a starter." Cole has 13 career fumble recoveries and three interceptions. He earned his big-play reputation almost immediately by scoring three touchdowns against the Redskins in his first two seasons. "Larry Cole is a surprising athlete," Tom Landry says. "He is a guy who doesn't look like he can run too fast or get there too easily, but he can play end or tackle and he is consistent."

COLLEGE: Cole played for Hawaii's first winning football team in 50 years. Captain as a senior, he was the first University of Hawaii player drafted by an NFL team.

PERSONAL: Larry Cole Custom Builders is located in Bedford, Tex. "Tara Plantation," a subdivision of luxury homes in Colleyville, was

(Continued on next page)

COLE'S COWBOYS TOTALS

Year	Pass Interceptions				
	No.	Yds.	Avg.	Long	TD
1968	1	5	5.0	5	1
1969	1	41	41.0	41	1
1978	1	13	13.0	13	0
TOTALS	3	59	19.7	41	2

Year	Opponents' Fumble Recoveries				
	No.	Yds.	Avg.	Long	TD
1968	2	21	10.5	21	1
1969	2	7	3.5	7	0
1971	4	20	5.0	20	0
1972	1	0	0.0	0	0
1973	3	8	2.7	8	0
1976	1	0	0.0	0	0
TOTALS	13	56	4.3	21	1

COLE, Cont.

scheduled to open this year. Larry's wife Linda owns an interior decorating business in Bedford called Linderhof Decorating Studio. Larry received the Mid-Cities Distinguished Service Award for '78 from the Hurst-Eules-Bedford Chamber of Commerce. The Coles have two children, Michael (11/3/70) and Christina (3/18/73). Larry is a native of Granite Falls, Minn. (A Zero Club reunion fell through recently when Blaine Nye decided the 15-minute drive was too long, Cole fell asleep and missed it and Pat Toomay forgot about it.)



Jim Cooper • 61

CENTER-TACKLE • TEMPLE • 3rd YEAR
HT: 6-5 • WT: 260 • BORN: 9/28/55 • (D-6 FOR '77)

PRO: Jim Cooper provides the Cowboys with an unusual versatility along the offensive line. An offensive tackle in college, Cooper backed up the guard position his first season in Dallas, the center spot last year and was designated in '79 as backup center and tackle. He's also been a steady special teams contributor. It's no wonder teammates call Cooper "Utility Man." After learning the snap for the spread formation in training camp last year, Cooper was pressed into service as a starter against St. Louis and Philadelphia in October when John Fitzgerald sat out with back spasms. "I hope to just contribute wherever I can," Jim says. "If injuries come up, I just want to get in there and do a good job to keep the winning going." Cooper was among the last players cut at the end of the '77 pre-season schedule after showing promise at tackle. He returned home to Philadelphia and was considering offers from other NFL teams when Cowboys personnel director Gil Brandt called. A decision had been made for tackle Jim Eidson to undergo knee surgery and Cooper was invited back. Almost immediately Cooper found himself in action at an unfamiliar left guard position. In an early-season game against St. Louis Fitzgerald was hurt and with Herb Scott already sidelined, Tom Rafferty moved to center, Burton Lawless switched to right guard and Cooper was in the lineup. "Cooper is the one guy we have who is flexible enough to play anywhere on the offensive line," says assistant head coach Jim Myers. "He's got good movement, size and he's smart." As an offensive lineman of Irish descent, he's also a pledge in the Cowboys' Iro-American Club, which features Fitzgerald, Rafferty and Pat Donovan.

COLLEGE: Cooper started for three years at Temple under Wayne Hardin, Roger Staubach's coach at Navy.

PERSONAL: Jim and his wife Mary, a nurse, returned in the off-season to Philadelphia where Jim worked for his father's business selling reconditioned steel drums. The Coopers had their first child, James Ryan, on June 6, 1979. In addition to their home in Philadelphia, Jim and Mary also own a townhouse in Garland, Texas.

Doug Dennison • 21

RUNNING BACK • KUTZTOWN STATE • 6th YEAR
HT: 6-0 • WT: 205 • BORN: 12/18/51 • (FA FOR '74)



PRO: No matter how bleak life may appear, Doug Dennison will not let adversity discourage him. "I've coped with it all my life," he says. "What happened last year was just another chapter." In 1976 Dennison led the Cowboys in rushing while alternating at tailback with Charley Young or Preston Pearson. Then with Tony Dorsett's arrival in '77 Dennison became the forgotten man — 12 carries, 60 yards. In last year's season-opener against Baltimore Dennison gained 65 yards, making him the ninth leading rusher in the NFC, his best start ever. But five games later Dennison severely sprained his left knee on punt return coverage against the Giants. He was placed on injured reserve and missed the rest of the season. Dennison has been overcoming the odds all his life, however, and nobody expected him to quietly disappear. "It seems like I'm always facing the odds," he said. One of the Cowboys' most dedicated weightlifters, Dennison worked hard on his off-season conditioning program. "Doug has great character and I think he'll be back strong," said Tom Landry. His teammates are sure of that. "I've seen guys down about not playing," says Danny White, "and I've seen guys like Doug Dennison who you would think was leading the league in rushing if you watched him every day in practice." In games Dennison is most dangerous near the opponent's goal line. He has rushed for 19 touchdowns in a little more than four seasons. "We give the ball to Doug down on the goal line because he's just a reckless runner," says offensive coordinator Dan Reeves. "We are confident he'll punch it in."

COLLEGE: Despite an injury-shortened career at Kutztown State (Pa.), Doug impressed Cowboys scouts with his speed and strength in two seasons of football and with track and field feats which included school records in the long and triple jumps.

(Continued on next page)

DENNISON'S COWBOYS TOTALS

Rushing						Receiving					
Year	Att.	Yds.	Avg.	Long	TD	Year	No.	Yds.	Avg.	Long	TD
1974	16	52	3.3	14	4	1974	2	23	11.5	13	0
1975	111	383	3.5	27	7	1975	2	5	2.5	4	0
1976	153	542	3.5	14	6	1976	8	67	8.4	33	0
1977	12	60	5.0	17	1	1977	1	9	9.0	9	0
1978	14	75	5.4	23	1	1978	1	6	6.0	6	0
TOTALS	306	1112	3.6	27	19	TOTALS	14	110	7.9	33	0

Kickoff Returns

Year	No.	Yds.	Avg.	Long	TD
1974	3	54	18.0	27	0
1975	13	262	20.2	27	0
1977	1	30	30.0	30	0
1978	3	63	21.0	24	0
TOTALS	20	409	20.5	30	0

DENNISON, Cont.

PERSONAL: In the off-season Doug began working in the management training program at First City Bank in Dallas. He also does a great deal of community work with children, is active in the Fellowship of Christian Athletes and is one of the Cowboys' most popular public speakers. Doug, his wife Susan and their three children, Aaron (8/11/72), DeMarcus (9/30/74) and Andre (12/26/76) moved into their new home in Richardson last summer.



Pat Donovan • 67

TACKLE • STANFORD • 5th YEAR
HT: 6-4 • WT: 250 • BORN: 7/1/53 • (D-4A FOR '75)

PRO: In addition to being the Cowboys' resident wit, Pat Donovan also has emerged as the team's best offensive lineman. A backup tackle his first two seasons after being converted from a college defensive end, Donovan took over at right tackle in '77 when Rayfield Wright went down with a knee injury. Last year he moved in at left tackle to replace his mentor, former All-Pro Ralph Neely, who retired. Like Neely, Donovan had to make the difficult switch from right to left tackle, and, according to Neely, Donovan will harvest honors there. "He's a natural left tackle. He'll be All-Pro there," predicted Neely. Considered the quickest, strongest and most consistent offensive lineman by assistant head coach Jim Myers, Donovan was hampered midway through last season by a cracked wrist. "He was real strong in the running game all year," Myers said. "That's because he's fast, has real good strength and he's smart. His pass protection dropped off a little bit because of the wrist injury, but Pat will be an excellent tackle in this league." Pat received the Oak Farms MVP award for the Green Bay game, the first time an offensive lineman won the honor since John Fitzgerald in 1975. "Pat Donovan is our top-rated offensive lineman," Tom Landry says. "He does a super job week in and week out in pass protection and run blocking. He's a fine, fine athlete." Donovan, Fitzgerald and Tom Rafferty form the Cowboys' "Iro-American Club," starting offensive linemen of Irish descent. "We Irishmen are offensive linemen because we have a basic affinity with dirt, like the potato farming heritage we come from," explains Patrick Emery Donovan, a descendant of the O'Donovans from County Cork.

COLLEGE: A two-time All-America at Stanford, Donovan was a Montana state high school shot put and discus champion and also All-State in football and basketball.

PERSONAL: A mechanical engineering graduate, Pat works in the off-season as a staff engineer for the Sam P. Wallace contracting company in Dallas. Pat and his wife Christa, who also attended Stanford, spend much of their spare time remodeling their 30-year-old home in north Dallas.

Tony Dorsett • 33

RUNNING BACK • PITTSBURGH • 3rd YEAR
HT: 5-11 • WT: 190 • BORN: 4/7/54 • (D-1 FOR '77)



PRO: His rookie year was one most players merely dream about — three club rushing records, rookie of the year honors, a Super Bowl championship. But remarkably, no matter how you measure his second season he showed considerable development. Tony Dorsett even sidestepped the sophomore jinx. "I've matured as an athlete, and I think I've matured every year as an individual, too," Dorsett said. "I think I've come a long way." In becoming the third player in NFL history to rush for 1,000 yards in each of his first two seasons, Tony gained a club-record 1,325 yards to rank second in the conference and third in the league. He had six 100-yard games, including 154 yards against St. Louis, 152 against New Orleans, 149 against Green Bay and 147 against Baltimore. Twice he had back-to-back 100-yard games. His 91-yard touchdown catch from Roger Staubach in the season-opener against the Colts was the NFC's longest scoring pass of the season. Dorsett came on extremely well at the end of the season, rushing for 101 yards and a TD in the NFC championship game and for 96 yards in the Super Bowl. His 484 yards rushing and five touchdowns in the playoffs are club records. Tony also earned a starting berth in his first Pro Bowl. "Beginning with the last couple of games, Tony Dorsett started to run like a professional runs," Tom Landry said. "His improvement late in the year was significant. He ran harder and hit the holes tougher, mainly from knowing the plays better and having the confidence." Dorsett also improved his receiving by eight catches and more than 100 yards to finish fourth on the team in that statistic. As a rookie Tony didn't break into the starting lineup until the 10th game but nevertheless set team records for touchdowns rushing in a season (12), longest run from scrimmage (84 yards, after earlier setting the mark with a 77-yarder) and most yards in a game (206 against Phila-

(Continued on next page)

DORSETT'S COWBOYS TOTALS

Rushing					Receiving				
Year	Att.	Yds.	Avg.	Long TD	Year	No.	Yds.	Avg.	Long TD
1977	208	1,007	4.8	84 12	1977	29	273	9.4	23 1
1978	290	1,325	4.6	63 7	1978	37	378	10.2	91 2
TOTALS	498	2,332	4.7	84 19	TOTALS	66	651	9.9	91 3

Passing									
Year	Att.	Comp.	Yds.	Pct.	Int.	Avg.	Gn.	TD	
1977	1	1	34	1.000	0	34.0		0	
1978	1	0	0	0.000	0	0.0		0	
TOTALS	2	1	34	.500	0	17.0		0	

Miscellaneous Scoring

	TDRt	PAT	FG	Pts.
1978	1*	0	0	6


* — 54-yard touchdown run with Du-Pree fumble.

DORSETT, Cont.

delphia). "He had an exceptional second year," offensive coordinator Dan Reeves said. "As a rookie he played on instinct. Now he's learning about the offense and is more comfortable in what he's doing."

COLLEGE: A four-time All-America and the first player in NCAA history with three 1,500-yard-plus seasons, Dorsett won the 1976 Heisman Trophy as the nation's best player. He rushed for an NCAA career-record 6,082 yards and 58 touchdowns and led Pitt to the '76 national championship with a 12-0 record.

PERSONAL: Tony spent another busy off-season making appearances, commercials, attending football camps and participating in the Superstars and Superteams competitions. A bachelor, Tony owns a home in Wylie, northeast of Dallas. One of seven children, including four older brothers, Tony grew up in Aliquippa, Pa. His nickname since childhood has been "Hawkeye" for his large, piercing eyes.



Tom Landry, Mike Ditka and Roger Staubach in conference.

Billy Joe DuPree • 89

TIGHT END • MICHIGAN STATE • 7th YEAR
HT: 6-4 • WT: 229 • BORN: 3/7/50 • (D-1 FOR '73)



PRO: One of the premier tight ends in football, Billy Joe DuPree enjoyed another outstanding season in 1978. His 34 catches was the second highest season total of his career. His nine touchdown receptions led NFL tight ends and exceeded the number he caught in the last three years combined. He added 10 more catches for 124 yards and two touchdowns in the playoffs and capped the season by being voted by fellow players and coaches in the league as the NFC's starting tight end in the Pro Bowl for the third straight year. No matter how many individual accomplishments he gathers, though, Billy Joe will always be appreciated most for his selflessness, which also accounts somewhat for his relative lack of recognition. "Billy Joe is a team player, pure and simple," says receivers coach Mike Ditka, a former All-Pro tight end himself. "He does what we ask of him. In our offense the tight end plays an integral part because of his role as a blocker, and he's become an excellent receiver in recent years because we've gone to him more and he'll catch what you throw him." Known as one of the best blocking tight ends in the business, DuPree takes that rather unglamorous part of the game as seriously as he does receiving. "I've always been appreciated around here as a team player," he says. "On the Cowboys, one must be a team player. So I'm satisfied with that. If I'm asked to block, I block. I'm proud of my blocking." Billy Joe's best game last year came in a loss to Miami when he caught eight passes for 73 yards and one TD. The next week he grabbed two scoring passes in a victory over Green Bay. In 1976 DuPree set a club record for receptions by a tight end with 42. Two years ago in the Pro Bowl he caught three passes for 23 yards in the NFC's winning touchdown drive.

COLLEGE: DuPree played two sports at Michigan State but gave up basketball toward the end of his career to concentrate on football. Although he played in a run-oriented offense, Billy Joe still caught 69 passes in three seasons to finish third among all-time Spartan receivers. He made All-Big Ten as a senior.

(Continued on next page)

DUPREE'S COWBOYS TOTALS

Receiving						Rushing					
Year	No.	Yds.	Avg.	Long	TD	Year	Att.	Yds.	Avg.	Long	TD
1973	29	392	13.5	40	5	1973	2	2	1.0	6	0
1974	29	466	16.1	42	4	1974	4	43	10.8	20	0
1975	9	138	15.3	28	1	1975	1	3	3.0	3	0
1976	42	680	16.2	38	2	1976	7	50	7.1	13	0
1977	28	347	12.4	23	3	1977	3	9	3.0	7	0
1978	34	509	15.0	38	9	1978	1	15	15.0	15	0
TOTALS	171	2532	14.8	42	24	TOTALS	18	122	6.8	20	0

Opponents' Fumble Recoveries						Kickoff Returns					
Year	No.	Yds.	Avg.	Long	TD	Year	No.	Yds.	Avg.	Long	TD
1973	1	0	0.0	0	0	1977	0*	24	0.0	24	0

*Indicates return following reverse handoff

DuPREE, Cont.

PERSONAL: Billy Joe and his wife Marsha gave son Shon (10/27/72) a brother, Christopher Jarrod, on Aug. 4, 1978, also Marsha's birthday. Billy Joe is active with St. Jude's Children's Hospital in Tennessee and with Big Brothers of Arlington, Texas. Last off-season he appeared in the Superstars and Superteams competition and played for the Cowboys' basketball team. A year-round Dallas resident, DuPree plans an off-season career in commercial real estate sales. He is a native of Monroe, La.



John Fitzgerald • 62

CENTER • BOSTON COLLEGE • 9TH YEAR
HT: 6-5 • WT: 260 • BORN: 4/16/48 • (D-4 FOR '70)

PRO: From his steady performance and cheerful personality, nobody would suspect that John Fitzgerald has engaged in a constant battle against injury since winning the Cowboys' starting center position six years ago. "Fitz is one of the toughest guys we have because he's played with a lot of injuries," comments offensive line coach Jim Myers. "There aren't many guys who can do that and perform well under those circumstances." Despite an early-season ankle injury, shoulder problems and back spasms, Fitzgerald last year started 14-of-16 regular-season games and played throughout the playoffs. "John has been a strong center for us for a number of years," states Tom Landry. "He played with a lot of injuries last year, but he has a lot of courage. He's always out there trying, always trying to get back in there, and this is a great quality." Because the Cowboys frequently use the spread formation, or shotgun as it's known to most fans, Fitzgerald not only has a more complicated job than most centers but a more visible one too. Snapping the ball seven yards deep to Roger Staubach in the spread has made Fitzgerald perhaps the most recognized center in football. "Knock on wood, I have the spread snap down pat now," John says. "It's a grooved action with timing being the most important thing, next to laying the ball into the quarterback's hands." A defensive lineman in college, Fitzgerald spent his first year with the Cowboys on the taxi squad. He was tried at tackle and guard before settling at center after volunteering to snap for Craig Morton and Staubach at the end of practice one day during his rookie training camp. He became a starter in '73.

COLLEGE: Fitzgerald was a four-year starter at defensive tackle for BC. Defensive coordinator Ernie Stautner, another former BC player, strongly recommended Fitzgerald.

(Continued on next page)

FITZGERALD'S COWBOYS TOTALS

Opponents' Fumble Recoveries

Year	No.	Yds.	Avg.	Long	TD
1973	1	0	0.0	0	0

FITZGERALD, Cont.

PERSONAL: Fitzgerald and teammates Pat Donovan and Tom Rafferty form the Cowboys "Iro-American Club," starting offensive linemen of Irish heritage. "There are only two types of people in the world," Fitzgerald claims. "Those who are Irish and those who wish they were Irish." In homage to the old sod John and Sue Fitzgerald named their sons Brendon (1/25/73), Patrick (12/18/76) and Timothy (12/21/77). They live in Richardson. During the off-season John works in sales for Sewell Village Cadillac. A Southbridge, Mass., native, he is active in Big Brothers and the March of Dimes and is an avid golfer.

Andy Frederick • 71

TACKLE • **NEW MEXICO** • **3rd YEAR**
HT: 6-6 • **WT: 255** • **BORN: 7/25/54** • **(D-5 FOR '77)**



PRO: The retirement of Ralph Neely and the slow rehabilitation of Rayfield Wright's knee thrust young Andy Frederick into the starting right tackle position at the beginning of the '78 season, only his second following a college career at defensive tackle. After five games with Frederick as a starter, Wright, a former All-Pro, worked himself back into shape and reclaimed his old position. That sent Frederick back to a reserve role for more seasoning. "Andy learned a tremendous amount," says left tackle Pat Donovan, "but he didn't have the experience to draw on when he got in trouble. It's extremely hard starting out. Believe me, I know." One of many Cowboys who have made the conversion from defensive to offensive line, Andy spent most of his rookie season on the special teams but also played a key backup role. Following Blaine Nye's retirement and injuries to Wright and Jim Eidson, Donovan and Neely were the only experienced tackles. And with Neely bothered by a bad knee, Frederick was needed for relief at left tackle after working at right tackle in training camp. "It might have helped a lot because I had to play both sides instead of just concentrating on one," he says of his first year. "At the first of the season I knew absolutely nothing but by the end I had an idea of what was going on. There's still a lot to learn."

COLLEGE: In a game New Mexico lost to Brigham Young by two touchdowns, Frederick stood out enough at defensive tackle to be selected by ABC-TV as the regionally televised game's top player. He capped his college career with an appearance in the '76 East-West Shrine game.

PERSONAL: Andy moved into his new townhouse in February and spent his first off-season in Dallas playing for the Hoopsters, the Cowboys' basketball team. He is a native of Broadview, Ill., a suburb of Chicago, and attended high school in Westchester, Ill., where he played basketball and football.



Cliff Harris • 43

SAFETY • QUACHITA BAPTIST • 10th YEAR
HT: 6-1 • WT: 192 • BORN: 11/12/48 • (FA FOR '70)

PRO: It's hard to find an argument when you say Cliff Harris is the best free safety in the National Football League. Listen to Larry Wilson, former All-Pro free safety of the St. Louis Cardinals, Pro Football Hall of Famer and current front office executive of the Cardinals: "I feel Harris is the finest free safety in the business today. He's changed the way the position is being played. You see other teams modeling their free safeties around the way Harris plays, strong as can be against the run, able to go back and cover against the pass, and striking fear in everyone on the field because he hits so hard." Called "Captain Crash" by teammates for his reckless pursuit of ball carriers, Harris has been a model of consistency since the first game of his rookie season when he became a starter (military service interrupted half his rookie season). Last season Cliff played in his fifth straight Pro Bowl and earned All-Pro honors for the fourth straight season when he was named first-team All-NFL by the Associated Press and Pro Football Writers Association. Harris tied strong safety Charlie Waters for second on the team in interceptions with four, boosting his career total to 27, fifth on the Cowboys' all-time list. Cliff shared the team lead in fumble recoveries with two, both in the second Philadelphia game, and finished second in tackles with 127, including a season-high 16 in the first St. Louis contest. He intercepted a pass in each of the first two playoff games and also played in his fifth Super Bowl, an appearance record he shares with seven others. In 1976 Harris led the Cowboys in tackles and was second in interceptions. In '77 he led the club in interceptions and was second in tackles. In addition to his aggressive playing style, Harris also is a great student of the game.

COLLEGE: Although Cliff was overlooked in the '70 NFL draft, the Cowboys knew him from watching a pair of films of little Ouachita (Continued on next page)

HARRIS' COWBOYS TOTALS

Pass Interceptions					Opponents' Fumble Recoveries				
Year	No.	Yds.	Avg.	Long TD	Year	No.	Yds.	Avg.	Long TD
1970	2	66	33.0	60 0	1970	3	31	10.3	31 0
1971	2	0	0.0	0 0	1971	3	-6	-2.0	-6 0
1972	3	40	13.3	23 0	1972	2	13	6.5	13 0
1973	2	9	4.5	5 0	1974	2	36	18.0	19 0
1974	3	8	2.7	8 0	1975	2	0	0.0	0 0
1975	3	58	19.3	27 1	1978	2	17	8.5	17 0
1976	3	32	10.7	29 0	TOTALS	14	91	6.5	31 0
1977	5	7	1.4	7 0					
1978	4	26	6.5	23 0					
TOTALS	27	246	9.1	60 1					

Punt Returns					Kickoff Returns				
Year	No.	Yds.	Avg.	Long TD	Year	No.	Yds.	Avg.	Long TD
1971	17	129	7.6	35 0	1970	1	22	22.0	22 0
1972	19	78	4.1	21 0	1971	29	823	28.4	77 0
1973	3	20	6.7	12 0	1972	26	615	23.7	44 0
1974	26	193	7.4	19 0	1973	6	148	24.7	33 0
1977	1	-2	-2.0	-2 0	1974	1	14	14.0	14 0
TOTALS	66	418	6.3	35 0	TOTALS	63	1622	25.7	77 0

HARRIS, Cont.

(pronounced WASH-eh-taw) Baptist University in Arkadelphia, Ark. Harris was inducted into the NAIA Hall of Fame in Kansas City two years ago.

PERSONAL: A native of Fayetteville, Ark., Harris is an environmentalist active with the Texas Committee for Natural Resources and various environmental groups in Arkansas. He also works for the Arthritis Foundation in Texas and Arkansas and owns an "On Your Mark" shoe store in nearby Hurst. Last off-season he participated in the Super-teams competition.

Mike Hegman • 58



LINEBACKER • TENNESSEE STATE • 4th YEAR
HT: 6-1 • WT: 225 • BORN: 1/17/53 • (D-7 FOR '75)

PRO: When the Cowboys picked Terry Bradshaw's pocket in Super Bowl XIII for a go-ahead touchdown in the second quarter, quite a few people were puzzled. They couldn't figure out the identity of that number 58 guy racing toward the end zone with the football. Until that memorable play, Mike Hegman was mostly an anonymous backup and special teams player. But with the score tied 7-7 in Super Bowl XIII, Thomas Henderson grabbed Bradshaw's arms and Hegman alertly swiped the ball and ran 37 yards for his first NFL touchdown. That Hegman came up with such a big play did not surprise the people who knew him best, however. "He's a natural football player," Tom Landry says. "He's able to react instinctively and come up with some big plays, as he did in the Super Bowl with the fumble steal from Bradshaw. Mike has a good future in professional football." Adds linebackers coach Jerry Tubbs, "I would never rule out the possibility of Mike becoming a starter. He has the kind of natural reaction to the ball that a few gifted players are blessed with." In fact Hegman did start three games last year early in the season at left linebacker when Henderson twisted an ankle. Mike also alternated with D. D. Lewis on the right side for three games and continued his excellent special teams work. He shared the regular-season team lead in fumble recoveries with two, had two quarterback sacks, forced two others and led the linebackers in tackles in the second Philadelphia game with eight. In pre-season he returned an interception 66 yards for a touchdown against Denver.

COLLEGE: Hegman began at Alabama A&M then transferred to Tennessee State where he was overshadowed by more renowned teammates such as Too Tall Jones and Cleveland Elam. A walk-on, Mike started at middle linebacker on the Tigers' 10-0 1973 team, led the club in tackles in '74 and impressed pro scouts with his performance in the '75 Senior Bowl.

PERSONAL: Mike, his wife Marianne and their daughter Mikia (8/22/76) moved into their new home in Plano last year. Mike is active with St. Jude's Children's Hospital in Memphis, his hometown.

HEGMAN'S COWBOYS TOTALS

Year	Pass Interceptions				Long TD	Year	Opponents' Fumble Recoveries				
	No.	Yds.	Avg.	Long TD			No.	Yds.	Avg.	Long TD	
1977	1	0	0.0	0	0	1978	2	0	0	0	0



Thomas Henderson • 56

LINEBACKER • LANGSTON • 5th YEAR
 HT: 6-2 • WT: 220 • BORN: 3/1/53 • (D-1B FOR '75)

PRO: The star of Thomas "Hollywood" Henderson rose swiftly over the football world in 1978. And it shined with a luster supplied mostly by Henderson himself, the Muhammad Ali (and Steve Martin) of the NFL. In addition to his play at strongside linebacker earning him a spot in his first Pro Bowl, Henderson's gift for gab captured the nation's imagination in '78. He turned the traditional Super Bowl buildup in January into his personal stage. "When my mouth runs, my motor runs," proclaims Henderson. "If I was a mute, I couldn't play this game . . . I love publicity. I love credit for the great playing I do at linebacker. It's been a long way from Langston to here, from the Dirt Bowl to the Super Bowl." Henderson is not all talk, however. One of the NFL's fastest linebackers, he capped the Cowboys' 28-0 NFC championship victory over the Rams last season with a record 68-yard interception return for a touchdown (plus crossbar slam dunk). In the Super Bowl he pinned back Terry Bradshaw's arms, allowing Mike Hegman to steal the ball and run 37 yards for a score. Other big plays in Henderson's career include a 79-yard interception return for a touchdown (plus crossbar slam dunk) and a 97-yard TD after a reverse handoff on a kickoff. Following two years as a special teams standout, Henderson became the starting left linebacker in '77 training camp when Randy White moved to tackle. Henderson had a team-leading seven tackles in Dallas' Super Bowl XII victory. Last year an ankle injury kept him from starting three games. "He's a big-game player," Tom Landry says. "He seems to psyche himself up by talking quite a bit before games, and then he comes in and has to back it up."

COLLEGE: Although he played for a small school that won just one game his senior year, Henderson was the 18th player taken in the '75 draft and the first from Oklahoma colleges. A defensive end, Henderson was a two-time Little All-America selection.

PERSONAL: In the off-season Thomas took on a Hollywood agent, Jack Gilardi, who also handles O. J. Simpson and Telly Savalas among others, and made numerous appearances, including the Olympathon television special, the Tomorrow Show, the movie "Squeeze Play," Superstars and Superteams. During Super Bowl week he appeared on the cover of Newsweek with Terry Bradshaw. His newly formed promotional firm is called Hollywood 56 Productions, Inc.

HENDERSON'S COWBOYS TOTALS

Opponents' Fumble Recoveries					Kickoff Returns						
Year	No.	Yds.	Avg.	Long	TD	Year	No.	Yds.	Avg.	Long	TD
1975	1	0	0.0	0	0	1975	4	130	32.5	97	1
1977	2	0	0.0	0	0	1976	0*	L12	L12	12	1
1978	1	0	0.0	0	0	1977	1	8	8.0	8	0
TOTALS	4	0	0.0	0	0	TOTALS	5	150	30.0	97	1

*Return following lateral

Pass Interceptions

Year	No.	Yds.	Avg.	Long	TD
1977	3	79	26.3	79	1

Tony Hill • 80



WIDE RECEIVER • STANFORD • 3rd YEAR
HT: 6-2 • WT: 198 • BORN: 6/23/56 • (D-3A FOR '77)

PRO: In one season Tony Hill went from backup wide receiver to the Pro Bowl. En route he showed everyone exactly why he's always been so confident, why he is nicknamed "Thrill" and why Tom Landry termed his potential "unlimited." Hill also gave the Cowboys perhaps the NFL's most balanced, explosive passing attack. Following a rookie season in which he was used mostly as a punt returner, Hill beat out veterans Golden Richards and Butch Johnson in training camp last year for the starting wide receiver position opposite Drew Pearson. Tony finished second on the team to Preston Pearson in number of catches but led in receiving yardage. His average gain per catch topped the receivers corps. His best game came in October against the Giants when he grabbed seven passes for 112 yards and two touchdowns and earned the Oak Farms MVP award for that contest. Hill got the Cowboys on the scoreboard in Super Bowl XIII with a nifty 39-yard catch-and-run in the first quarter. He capped his remarkable sophomore season by catching three passes for 54 yards in his first Pro Bowl, including a 19-yard TD reception from Roger Staubach which proved to be the winning score in the NFC's 13-7 victory. Says Landry, "Hill is a very explosive player, the type who can turn a short play into a big play in a hurry, because he has excellent running ability and speed. He also has a great ability to adjust to the ball, as good as anyone I've ever seen." Obtained with a draft pick acquired from Philadelphia in '75 for guard John Niland, Hill made an immediate impression by catching three passes for 101 yards against San Diego in his first rookie scrimmage.

COLLEGE: Hill broke all of former All-Pro Gene Washington's receiving records at Stanford, despite missing some of his senior year with an ankle injury. Tony caught 140 passes in four years for 2,225 yards and 18 TDs, including 55 receptions for 916 yards in '75. He was converted to wide receiver after playing quarterback in high school.

PERSONAL: A native of Long Beach, Calif., Tony was honored in February as his hometown's athlete of the year. Tony bought a home in Dallas in the off-season and played for the Cowboys' basketball team. He also participated with the Cowboys in the Superteams competition. A political science major at Stanford, Hill plans to become a lawyer.

HILL'S COWBOYS TOTALS

Year	Receiving				Long	TD	Year	Punt Returns			Long	TD
	No.	Yds.	Avg.					No.	Yds.	Avg.		
1977	2	21	10.5		12	0	1977	10	124	12.4	29	0
1978	46	823	17.9		54	6	1978	11	101	9.2	20	0
TOTALS	48	844	17.6		54	6	TOTALS	21	225	10.7	29	0

Year	Kickoff Returns				Long	TD	Year	Rushing			Long	TD
	No.	Yds.	Avg.					Att.	Yds.	Avg.		
1977	3	64	21.3		29	0	1978	3	17	5.7	14	0

Year	Passing					Pct.	Int.	Avg. Gn.	TD	Rating
	Att.	Comp.	Yds.							
1978	1	0	0			0	0	0.0	0	0.0



David Hudgens • 78

TACKLE • **OKLAHOMA** • **1st YEAR**
HT: 6-5 • **WT: 245** • **BORN: 2/27/55** • **(D-3 FOR '78)**

PRO: David Hudgens entered the 1979 season as the mystery man of the Cowboys offensive line. Early in training camp last year Hudgens injured his right knee and by the end of camp the decision was made to operate. Hudgens thus spent his rookie year on the injured reserve list. He practiced little and played not at all. What is known about him is that he's a big, strong former defensive lineman who added about 15 pounds of muscle in the off-season as a regular participant in the team's training program. He is one of a handful of Cowboys who can bench press more than 400 pounds. "He didn't get close to playing last year because of the injury but he worked very hard in the off-season adding bulk to that big frame of his," said assistant head coach Jim Myers. "He doesn't even look like the same individual." Rated the strongest player on the Oklahoma squad in '77, Hudgens put in a good deal of classroom work last year which should help him make the switch to right offensive tackle. "He's like a lot of the linemen we've been able to convert to offense, such as Blaine Nye, John Fitzgerald, Pat Donovan and Andy Frederick," comments Tom Landry. "Usually when you take a player to convert him you must figure it will take a year for him to make the switch."

COLLEGE: As a senior Hudgens made 37 tackles and 48 assisted tackles, including four takedowns for losses totaling 25 yards. He performed with the OU track team his sophomore year, winning the Big Eight shot put championship.

PERSONAL: David and his wife Gina bought a home in nearby Richardson in the off-season and spent the winter fixing it up. David enjoys playing golf and tennis. He is a native of San Diego.



Randy Hughes • 42

SAFETY • **OKLAHOMA** • **5th YEAR**
HT: 6-4 • **WT: 207** • **BORN: 4/3/53** • **(D-4B FOR '75)**

PRO: Although it's not much consolation to him, Randy Hughes is recognized as perhaps the best backup safety in the NFL. The reasons he's been unable to crack the starting lineup are simple. Their names are Cliff Harris and Charlie Waters, All-Pros who are considered the best safety tandem in the league. "A lot of people on this team have gone through what he's going through now," Waters says. "It's tough for him because he could have been a starter here in '77. That's how much ability he has. Why, I'd rate him right now as

HUGHES, Cont.

one of the top five safeties in the league." After Hughes sparked the Cowboys in the first half of Super Bowl XII against Denver with a pass interception leading to the Cowboys' first touchdown and two fumble recoveries, coach Gene Stallings said, "I've said all along that I'm not just working with the two best safeties in pro football in Cliff and Charlie, but the three best because Randy Hughes is here too." When Hughes intercepted a pass against Atlanta and another against Los Angeles last season he tied a club record set by Mel Renfro in 1970 with an interception in three straight playoff games. During the regular season last year he intercepted two passes as a fifth defensive back on passing downs. When Jay Saldi broke his arm early in the season Hughes also became captain of the special teams. "Randy Hughes is a player who could step in at either safety spot and play very well," Tom Landry says. "He does a fine job in our special defenses and on specialty teams, and we feel that with Randy's ability we are very secure at the safety positions."

COLLEGE: After being named Oklahoma's high school player of the year, Hughes starred on two undefeated teams at Oklahoma. He was an All-Big Eight pick his junior and senior years and a consensus All-America as a senior. He also received numerous scholar-athlete awards, including Academic All-America.

PERSONAL: Randy, who has a degree in finance and real estate, opened a home building business in Dallas two years ago. His wife Margo teaches kindergarten in Richardson. The Hughes moved into their new home in Dallas in May. Randy is active in the Fellowship of Christian Athletes.

HUGHES' COWBOYS TOTALS

Pass Interceptions						Opponents' Fumble Recoveries					
Year	No.	Yds.	Avg.	Long	TD	Year	No.	Yds.	Avg.	Long	TD
1975	2	33	16.5	33	1	1975	2	0	0.0	0	0
1976	1	0	0.0	0	0	1976	2	0	0.0	0	0
1977	2	19	9.5	11	0	1978	1	0	0.0	0	0
1978	2	80	40.0	56	0	TOTALS	5	0	0.0	0	0
TOTALS	7	132	18.9	56	1						

Bruce Huther • 57

LINEBACKER • NEW HAMPSHIRE • 3rd YEAR
HT: 6-1 • WT: 220 • BORN: 7/23/54 • (FA FOR '77)

PRO: In two seasons Bruce Huther has gone from obscurity to special teams stardom and two Super Bowl appearances with the Cowboys. As a free agent linebacker from the University of New Hampshire, Huther overcame long odds to make the Cowboys in '77, securing a spot with an outstanding pre-season performance against Miami filling in at middle linebacker for injured Bob Breunig. Huther performed well on the specialty teams all year and ended his rookie season by pouncing on a fumbled punt by Denver in the Cowboys' Super Bowl XII victory. Last season Huther's continued fierce play on the special teams earned him the Haggard Headhunter of the Year



HUTHER, Cont.

Award from the local media. "It was an honor to win the award," Bruce said. "All I do is try to hit as hard as I can as much as I can. I enjoy that aspect of special teams play. I like the recklessness of it." Huther came up with a big fumble recovery that saved a touchdown against Atlanta in last year's divisional playoff. After Atlanta scored to go ahead 17-13 in the second quarter, the Cowboys fumbled the ensuing kickoff but Huther alertly fell on the loose ball in the Dallas end zone. Bruce received a game ball for his efforts against the Falcons as he did late in the regular season when he helped lead the Cowboys past Philadelphia. One of the strongest Cowboys, he can bench press more than 400 pounds. "Bruce is a good special teams player and a good hitter," Tom Landry says. "He's the type of linebacker who can stop a ball carrier dead in his tracks because he has excellent explosion. He is certainly an adequate backup at middle linebacker."

COLLEGE: A Kodak honorable mention Little All-America selection as a senior, Huther guided New Hampshire to a pair of Yankee Conference championships in '75 and '76, leading the team in tackles both years. He also played some fullback for New Hampshire.

PERSONAL: Bruce spent the off-season studying for his master's degree in environmental biology at the University of Texas at Dallas. A zoology major in college, Bruce also has done graduate work at the University of California. The Haledon, N.J., native bought a townhouse in Dallas in the off-season. He is active in Big Brothers of Dallas.



Butch Johnson • 86

WIDE RECEIVER • CAL-RIVERSIDE • 4th YEAR
HT: 6-1 • WT: 192 • BORN: 5/28/54 • (D-3C FOR '76)

PRO: Considered by many of his peers the most consistent of the NFL's kick returners, Butch Johnson led the Cowboys in kickoff and punt runbacks in each of his first three seasons. Last year he became the leading punt returner in Cowboys history while breaking his own single-season record with 51 returns. He also rose to second on the club's all-time kickoff return list and was in good position to pass Mel Renfro into the No. 1 spot in 1979. Johnson's other Cowboys record is most punt return yardage in a

(Continued on next page)

JOHNSON'S COWBOYS TOTALS

Year	Receiving				Long	TD
	No.	Yds.	Avg.			
1976	5	84	16.8	43	2	
1977	12	135	11.3	22	1	
1978	12	155	12.9	23	0	
TOTALS	29	374	12.9	43	3	

Year	Punt Returns				Long	TD
	No.	Yds.	Avg.			
1976	45	489	10.9	55	0	
1977	50	423	8.5	38	0	
1978	51	401	7.9	23	0	
TOTALS	146	1313	8.9	55	0	

Year	Kickoff Returns				Long	TD
	No.	Yds.	Avg.			
1976	28	693	24.8	74	0	
1977	22	536	24.4	64	0	
1978	29	603	20.8	56	0	
TOTALS	79	1832	23.2	74	0	

Year	Rushing				Long	TD
	Att.	Yds.	Avg.			
1977	1	-3	-3.0	-	0	

JOHNSON, Cont.

season, which he set in '76 with 489 yards. Yet his first love in football remains playing wide receiver where he backs Drew Pearson and Tony Hill. Butch spent the '77 season as a play messenger, alternating on each down with Golden Richards. Against San Francisco that season Johnson made a remarkable one-handed touchdown grab and capped the year with one of the most spectacular receptions in Super Bowl history. A seemingly overthrown Roger Staubach pass became six points when Johnson made a diving catch at the goal line. The play covered 45 yards and sent Dallas ahead of Denver 20-3 in the third quarter. Johnson scored his second TD in two Super Bowls last season when he grabbed a four-yard toss from Staubach late in the game. "Butch is a very capable receiver who could step in for either Drew or Tony and we wouldn't drop off a whole lot," Tom Landry says.

COLLEGE: In his senior year Johnson led the nation in receiving with 67 catches for 1,027 yards in just eight games. Those totals earned him All-America honors and his team's MVP award. His career statistics included 139 receptions and 17 touchdowns. Butch also was a pole vaulter on the track team.

PERSONAL: In the off-season Butch conducted a jazz show five nights a week on KERA-FM in Dallas. He also opened a record store with Aaron Kyle in nearby Plano. A second cousin to former Massachusetts Senator Edward Brooke, Butch, whose real name is Mikel, hopes to enter politics on a local level following his playing days. Butch and his wife Julie live in Plano.

Aaron Kyle • 25

CORNERBACK • WYOMING • 4th YEAR
HT: 5-11 • WT: 185 • BORN: 4/6/54 • (D-1 FOR '76)

PRO: Aaron Kyle, the only cornerback ever drafted by the Cowboys in the first round, did not attain immediate stardom the way some No. 1 picks do. But unlike some players who reach their peak at a young age, Kyle has improved each season and according to the coaching staff can develop even more. "Aaron played well last year and during the latter part of the season he was playing the best he had played up to that time," Tom Landry said. "He was making big plays. Cornerback is a very difficult position, and I think as he continues to play it Aaron will become even better. I rate his position a plus for us." As a rookie in '76 Aaron played on passing downs and received several weekly awards for his specialty teams play. He also showed a flair for making big plays, blocking two punts and



(Continued on next page)

KYLE'S COWBOYS TOTALS					Opponents' Fumble Recoveries				
Year	Interceptions No.	Yds.	Avg.	Long TD	Year	No.	Yds.	Avg.	Long TD
1977	1	9	9.0	9 0	1978	2	0	0	0 0
1978	3	20	6.7	17 0					
TOTALS	4	29	7.3	17 0					

KYLE, Cont.

trapping opposing quarterbacks twice. The next season he became the starting right cornerback but missed four games in mid-year because of a fractured wrist, though he continued to play on the special teams. Kyle returned to the lineup and performed well in the playoffs, especially in Super Bowl XII against Denver with three tackles, including a key trap on a run from punt formation, an interception and a fumble recovery that set up the game-clinching touchdown. Last year Aaron shared the club lead in fumble recoveries with two, intercepted three passes in regular season and another in the playoffs against Atlanta.

COLLEGE: In '75 Kyle was an All-Western Athletic Conference selection and played in the East-West Shrine Bowl. A high school half-back and linebacker in his native Detroit, he played safety in college until his senior year when he was used at both corners because of his 4.6 40-yard dash speed.

PERSONAL: A journalism major in college, Aaron worked in the off-season as a freelance copy writer for a Houston advertising agency. The previous off-season he wrote sports and news for a suburban Dallas newspaper chain. Aaron and teammate Butch Johnson own a record store in Plano, northeast of Dallas, where Aaron lives with his wife Judy.



Scott Laidlaw • 35

RUNNING BACK • STANFORD • 5th YEAR
HT: 6-0 • WT: 205 • BORN: 2/17/53 • (D-14 FOR '75)

PRO: The curse of Scott Laidlaw's career has been injuries. Since joining the Cowboys in 1975 he has undergone two knee operations, missed action because of badly bruised ribs and suffered

a hamstring pull in '77 training camp that kept him from seriously challenging Robert Newhouse for the starting fullback position. So it was a touch ironic that in 1978 an injury to Newhouse gave Laidlaw a chance to play a big part in the Cowboys' late-season surge toward a second straight Super Bowl berth. Against Washington on Thanksgiving Day, the first game he started in two years, Laidlaw rushed 16 times for 122 yards and two touchdowns. He had a 59-yard run to set up a field goal and his 103 first-half yards marked the second time he surpassed 100 yards rushing in the first half (the first was against Philadelphia in '76, his only other 100-yard game). Two weeks later against the Eagles Laidlaw scored on a one-yard run and a 44-yard screen pass. In the first-round playoff game against Atlanta Scott

(Continued on next page)

LAILDLAW'S COWBOYS TOTALS

Year	Rushing					Year	Receiving				
	Att.	Yds.	Avg.	Long	TD		No.	Yds.	Avg.	Long	TD
1975	3	10	3.3	10	0	1975	11	100	9.1	25	0
1976	94	424	4.5	28	3	1976	38	325	8.6	26	1
1977	9	15	1.7	8	0	1977	5	60	12.0	18	1
1978	75	312	4.2	59	3	1978	6	108	18.0	44	1
TOTALS	181	761	4.2	59	6	TOTALS	60	593	9.9	44	3

LIDLAW, Cont.

carried 17 times for 66 yards and two TDs and in the conference championship game at Los Angeles the following week he caught a four-yard scoring pass that put the Cowboys ahead 14-0 in the fourth quarter. That gave Laidlaw seven TDs in the six games prior to the Super Bowl. "Newhouse was having one of his best years when he got hurt late in the season," Tom Landry said. "But an encouraging thing happened when Scott stepped in and did an outstanding job. If Scott is determined enough he's going to contend for that starting position because he's smart, he knows what we want and he does well."

COLLEGE: Playing in Stanford's pro-set offense, Laidlaw rushed for 1,300 yards and averaged 40 pass receptions in his last two seasons.

PERSONAL: Scott, a native of Hawthorne, Calif., holds a degree in architecture from Stanford. He went into business with teammate John Fitzgerald last year importing and exporting commodities. Scott and his wife Michele spent much of the off-season making improvements on their house in nearby Plano. The Laidlaws are animal lovers who own two dogs and two horses.

Burton Lawless • 66

GUARD • FLORIDA • 5th YEAR
HT: 6-4 • WT: 255 • BORN: 11/1/53 • (D-2 FOR '75)

PRO: Burton Lawless started to display again last season the form that made him one of the Cowboys' most promising offensive linemen ever as a rookie in 1975. The only one of 12 Cowboy rookies in '75 (the "Dirty Dozen") to earn a starting position, Lawless was the first rookie since Ralph Neely in '65 to start on the Cowboys offensive line. He also received All-Rookie honors from UPI and the Pro Football Writers for his play at left guard. Challenged by Herbert Scott in '76, Lawless at first lost his starting spot then wound up alternating with Scott as a play messenger. In '77 an ankle injury contributed to Lawless becoming a backup, although he started four games at left guard and two at right because of injuries to Scott and John Fitzgerald. Although listed as backup right guard to Tom Rafferty last season, Burton served as a play messenger with Rafferty and had his best year since '75, particularly pass blocking. "He was the most improved offensive lineman we had last year," assistant head coach Jim Myers said. "He was much improved over the '77 season, partly because he really prepared in the off-season."

COLLEGE: After moving from tight end to guard, Lawless made All-Southeastern Conference and several All-America teams. Cowboys scouts rated him the best pulling guard in the '75 draft.

PERSONAL: In the off-season Burton and his wife Sarah bought a ranch in Groesbeck, Texas, 100 miles south of Dallas, and plan to raise cattle. Sarah also began a modeling career with the Kim Dawson Agency of Dallas. During the season Burton and Sarah, both native Floridians, live in nearby Addison.





D. D. Lewis • 50

LINEBACKER • MISSISSIPPI STATE • 11th YEAR
 HT: 6-1 • WT: 215 • BORN: 10/16/45 • (D-6 FOR '68)

PRO: According to Tom Landry, D. D. Lewis is among the most underrated and overlooked linebackers in football. After the Cowboys' 1977 Super Bowl championship season Landry said, "D. D. Lewis had his best year for us and should have been All-Pro." After last season Landry pointed out that Lewis had another excellent year. "He probably didn't make the Pro Bowl because an older player who works hard and improves has a tougher time catching the voters' attention than a younger player just coming on. D. D.'s been a pro for a long time and is the type of player you need to complement the younger guys in your lineup." Lewis has filled a variety of roles in his long career. He became a starter at right linebacker seven years ago after four years as a backup to All-Pro Chuck Howley and special teams standout. He is the snapper on the punt team and has served as backup punter. In '77 and '78 Lewis was a defensive co-captain. Last season D. D., which stands for Dwight Douglas, finished fifth on the club in tackles with 84 and trapped opposing quarterbacks twice. In Super Bowl XIII Lewis had the Cowboys' only interception against Terry Bradshaw, returning the errant pass 21 yards from deep in Dallas territory to kill a Pittsburgh scoring drive in the first quarter. His five Super Bowl appearances is a record shared by seven other players. Lewis was outstanding in the '77 playoffs with a pass interception and fumble recovery against the Bears and five tackles and a quarterback trap in Super Bowl XII. He attributed part of his success the past two years to strenuous off-season conditioning work and weightlifting.

COLLEGE: Despite weighing slightly more than 200 pounds, Lewis earned All-America and Southeastern Conference Player of the Year honors in 1967. He was a two-time All-SEC selection described by one scout at the time "as pound-for-pound maybe the best player in the country."

PERSONAL: D. D. opened a new business in the off-season, D. D. Lewis Carpets in Garland, Texas. D. D. and his wife Margaret have two daughters, Melna (10/17/69) and Victoria (11/17/75). The Lewis family lives in suburban Richardson.

LEWIS' COWBOYS TOTALS

Year	Scoring				Pts.
	TD	PAT	FG		
1973	1*	0	0		6
*Recovered blocked punt in end zone.					
Year	Pass Interceptions				
	No.	Yds.	Avg.	Long	TD
1971	1	0	0.0	0	0
1972	1	15	15.0	15	0
1974	2	45	22.5	27	0
1977	1	29	29.0	29	0
TOTALS	5	89	17.8	29	0

Year	Kickoff Returns				
	No.	Yds.	Avg.	Long	TD
1971	1	15	15.0	15	0
Year	Opponents' Fumble Recoveries				
	No.	Yds.	Avg.	Long	TD
1971	2	0	0.0	0	0
1973	2	4	2.0	4	0
1974	2	0	0.0	0	0
1975	2	38	19.0	36	0
1976	1	0	0.0	0	0
1977	1	0	0.0	0	0
TOTALS	10	42	4.2	36	0

Harvey Martin • 79

DEFENSIVE END • EAST TEXAS STATE • 7th YEAR
HT: 6-5 • WT: 250 • BORN: 11/16/50 • (D-3 FOR '73)



PRO: Following the most frustrating season of his career, Harvey Martin focused his concentration on regaining the form that earned him a trophy room full of awards in 1977. A series of nagging leg and shoulder injuries in 1978 reduced the effectiveness of one of the NFL's premier defensive linemen, who nonetheless started every game and imparted his invaluable leadership to the Cowboys. "It was rough," recalls Harvey. "I couldn't really play the way that I was used to playing football for five years." Still, Harvey had a season of which most players would have been proud, evidence of just how good he is. Martin's 16 quarterback traps tied Randy White for the club lead and Harvey received credit for a club-high five forced sacks. He has led or co-led the Cowboys in QB traps in each of his six seasons. Against New England he intercepted the second pass of his career, setting up the Cowboys' winning touchdown in the fourth quarter. He led Dallas in the NFC title game at Los Angeles with seven tackles, including a QB sack, a tackle for loss and a fumble recovery deep in Dallas territory in the fourth quarter. In the Super Bowl Martin sacked Terry Bradshaw once and also forced a Pittsburgh fumble. Harvey was voted to his third straight Pro Bowl but missed the game because of injuries. Martin's 1977 season was one of the greatest ever by an NFL defensive player—85 tackles, a league-leading 23 traps, two fumble recoveries in the NFC title game, co-MVP with Randy White in the Super Bowl, consensus All-Pro and NFL defensive player of the year. "The thing that makes him better than any other defensive lineman is that he thinks he can get a sack in every passing situation," says Stan Walters, Philadelphia's Pro Bowl offensive tackle. "He just goes all out in a passing situation and his eyes light up." Martin served as defensive co-captain in '77 and '78. "He's the spark plug on our team," teammate Bob Breunig says. "He lifts everyone."

COLLEGE: Martin won NAIA, Football News and Associated Press All-America honors in 1972 when he helped direct East Texas State to the NAIA Division I national championship.

PERSONAL: A Dallas native and resident, Harvey cut back on off-season activities such as appearances and TV commercials to concentrate on his football conditioning program. He did participate in the Superteams competition, however. He planned to resume his daily five-minute radio program on WFAA during the season. He is also a partner in Smokey John's barbecue restaurant in Dallas.

MARTIN'S COWBOYS TOTALS

Year	Opponents' Fumble Recoveries				Pass Interceptions				
	No.	Yds.	Avg.	Long TD	Year	No.	Yds.	Avg.	Long TD
1973	1	0	0.0	0 0	1976	1	0	0.0	0 0
1974	2	9	4.5	6 0	1978	1	7	7.7	7 0
1977	2	0	0.0	0 0	TOTALS	2	7	3.5	7 0
TOTALS	5	9	1.8	6 0					



Robert Newhouse • 44

RUNNING BACK • HOUSTON • 8th YEAR
HT: 5-10 • WT: 215 • BORN: 1/9/50 • (D-2 FOR '72)

PRO: Robert Newhouse, the unsung member of the Cowboys' backfield, was enjoying one of his best seasons in 1978 when he was struck down by a broken bone in his right leg against New Orleans, the 12th game of the year. He missed the next three games and played sparingly thereafter. The compactly built fullback known to teammates as 'House left an indelible mark on the season, however. In a key victory over Green Bay that snapped a two-game losing streak, Newhouse played the equivalent of a perfect game. He received the highest grades ever by a Dallas running back in the coaches' review of the game film. Statistically, Newhouse rushed for 101 yards and two touchdowns on 18 carries and caught four passes for 37 yards. It was the fourth career 100-yard game for the Cowboys' fourth all-time leading rusher and marked only the second time in club history two backs gained more than 100 yards in a game as Tony Dorsett added 149. But what the statistics didn't tell, the things that added up to a "perfect" game, is precisely what makes Newhouse both so valuable and so unnoticed. In addition to always getting the tough yards, Robert executes consistently well on run blocking, pass blocking, pass routes and carrying out fakes. He has fumbled only five times over the past three seasons (436 carries). Because of his poise he also has performed well in key games, such as Super Bowl XII when he tossed a 29-yard touchdown pass to Golden Richards to seal the victory over Denver. Despite his injury-shortened '78 season, Robert led the Cowboys in rushing touchdowns with eight and total TDs scored with 10.

COLLEGE: Newhouse set Houston records for yards rushing (1,757) and carries (297) in 1971 en route to becoming the all-time leading ground gainer in school history (2,961) despite an injury-shortened junior year. Four times in his career he rushed for more than 200 yards

(Continued on next page)

NEWHOUSE'S COWBOYS TOTALS

Rushing						Receiving					
Year	Att.	Yds.	Avg.	Long	TD	Year	No.	Yds.	Avg.	Long	TD
1972	28	116	4.1	19	1	1972	1	8	8.0	8	0
1973	84	436	5.2	54	1	1973	9	87	9.7	38	1
1974	124	501	4.0	23	3	1974	9	67	7.4	21	0
1975	209	930	4.4	29	2	1975	34	275	8.1	23	0
1976	116	450	3.9	24	3	1976	15	86	5.7	16	0
1977	180	721	4.0	29	3	1977	16	106	6.6	41	1
1978	140	584	4.2	24	8	1978	20	176	8.8	24	2
TOTALS	881	3738	4.2	54	21	TOTALS	104	805	7.7	41	4

Kickoff Returns

Year	No.	Yds.	Avg.	Long	TD
1972	18	382	21.2	30	0
1973	3	62	20.7	26	0
TOTALS	21	444	21.1	30	0

Year	Att.	Comp.	Yds.	Pct.	Int.	Avg. Gn.	TD
1975	2	1	46	50.0	0	23.0	1

NEWHOUSE, Cont.

in a game, including 245 against Mississippi State in '69. He averaged 6.4 yards per carry and scored 19 TDs in his career.

PERSONAL: Robert works in the off-season for First City Bank of Dallas. He and his wife Nancy expected to receive their real estate licenses in 1979. Nancy gave birth to twin daughters, Dawnyel and Shawntel, on March 6. The Newhouses also have a son, Roddrick Breon (5/21/75). They live year-round in Dallas. In 1978 Robert was inducted into the University of Houston Athletic Hall of Fame.

Preston Pearson • 26

RUNNING BACK • ILLINOIS • 13th YEAR
HT: 6-1 • WT: 206 • BORN: 1/17/45 • (FA FOR '75)

PRO: Opposing teams knew that when Preston Pearson entered a game last season most likely he would be running a pass route out of the backfield. Obvious perhaps, but nobody figured out a way to stop the shifty veteran, who wound up leading the Cowboys in receiving. Pearson's 47 catches broke by one his own season record for



(Continued on next page)

PEARSON'S PITTSBURGH TOTALS

Rushing					
Year	Att.	Yds.	Avg.	Long	TD
1970	173	503	2.9	30	2
1971	131	605	4.6	27	0
1972	67	264	3.9	21	0
1973	132	554	4.2	47	2
1974	70	317	4.5	53	4
TOTALS	573	2243	3.9	53	8

Receiving					
Year	No.	Yds.	Avg.	Long	TD
1970	6	71	11.8	18	0
1971	20	246	12.3	44	2
1972	11	79	7.2	15	0
1973	11	173	15.7	36	2
1974	11	118	10.7	31	0
TOTALS	59	687	11.6	44	4

Kickoff Returns					
Year	No.	Yds.	Avg.	Long	TD
1970	4	114	28.5	35	0
1971	7	205	29.3	77	0
1972	13	292	22.5	42	0
1973	16	308	19.3	28	0
1974	12	258	21.5	25	0
TOTALS	52	1157	22.6	77	0

PEARSON'S BALTIMORE TOTALS

Rushing					
Year	Att.	Yds.	Avg.	Long	TD
1968	19	78	4.1	13	0
1969	24	81	3.4	10	0
TOTALS	43	159	3.7	13	0

Receiving					
Year	No.	Yds.	Avg.	Long	TD
1968	2	70	35.0	61	2
1969	4	64	16.0	37	0
TOTALS	6	134	22.3	61	2

Kickoff Returns					
Year	No.	Yds.	Avg.	Long	TD
1968	15	527	35.1	102	2
1969	31	706	22.8	51	0
TOTALS	46	1233	26.8	102	2

PEARSON'S COWBOYS TOTALS

Rushing					
Year	Att.	Yds.	Avg.	Long	TD
1975	133	509	3.8	32	2
1976	68	233	3.4	21	1
1977	89	341	3.8	22	1
1978	25	104	4.2	18	0
TOTALS	315	1187	3.7	32	4

Receiving					
Year	No.	Yds.	Avg.	Long	TD
1975	27	351	13.0	49	2
1976	23	316	13.7	30	2
1977	46	535	11.6	36	4
1978	47	526	11.2	34	0
TOTALS	143	1728	12.1	49	8

Kickoff Returns					
Year	No.	Yds.	Avg.	Long	TD
1975	16	391	24.4	42	0

P. PEARSON, Cont.

receptions by a Dallas running back, set in 1977. "Preston Pearson could be considered a starter for us because of his great contributions to the passing game," Tom Landry says. Pearson was voted the Oak Farms Cowboys MVP for the first Philadelphia game last year after accounting for 85 yards in total offense and he received a game ball for making four key receptions to help Dallas beat New England and clinch a playoff spot. The dean of NFL running backs with 12 seasons behind him, Preston is the only player to appear in the Super Bowl with three different teams (Baltimore, Pittsburgh and Dallas) and his five Super Bowl appearances is a record shared by seven other players. He was the leading receiver in Super Bowl XII against Denver with five catches for 37 yards. Obtained by the Cowboys as a free agent after being released by Pittsburgh shortly before the start of the '75 season, Pearson held the starting tailback position until Tony Dorsett took over 10 games into the '77 season. A 12th-round draft choice by Baltimore in '67, Pearson was traded with defensive back Ocie Austin to Pittsburgh in 1970 for linebacker Ray May and a draft choice.

COLLEGE: An outstanding football and basketball player in high school in Freeport, Ill., Pearson earned All-Big 10 basketball honors at Illinois after making the team as a freshman walk-on. He did not play college football.

PERSONAL: Preston, his wife Linda and their sons Gregory (12/28/69) and Matthew (9/29/72) live in Pittsburgh where Preston is a marketing executive for American Television and Communications Corporation and founder and treasurer of Consolidated Management Enterprises, a firm that represents professional athletes.



Tony Hill takes TD pass against San Francisco's Tony Leonard.

Drew Pearson • 88

WIDE RECEIVER • TULSA • 7TH YEAR
HT: 6-0 • WT: 183 • BORN: 1/12/51 • (FA FOR '73)



PRO: In the beginning he was overlooked, passed over by 26 NFL teams in the 1973 draft. Now, perhaps the most respected pass catcher in the league, Drew Pearson can't go anywhere on a football field without attracting a crowd of defensive backs. The emergence of Tony Hill last season took some of the pressure off Pearson and consequently the three-time All-Pro's statistics fell somewhat. "The big playmaker in our system has been Drew Pearson," Tom Landry says. "He's just an exceptional receiver who catches the ball extremely well, catches it in a crowd, catches it in a clutch situation. We didn't use Drew as much last year because Tony Hill came into his own at the other wide receiver spot and gave us a better-balanced passing attack." Pearson owns three of the most memorable catches in club history — a) an 83-yard touchdown reception in the fourth quarter to beat the Rams in the '73 playoffs, b) a 50-yard scoring catch in the closing seconds to beat Washington on Thanksgiving Day 1974 and c) the 50-yard "Hail Mary" in the last 20 seconds that beat Minnesota in the '75 playoffs. Yet in addition to being spectacular Drew also has been perhaps the most consistent receiver in the NFL since becoming a starter midway through his rookie season. His 258 catches from 1974 through 1978 topped all NFL wide receivers and he ended the '78 season one reception short of tying Frank Clarke for second place on the Cowboys' all-time receiving list. In '76 he led all NFC pass catchers with 58 receptions. His streak of catching at least one pass per game reached a club-record 58 when it was broken last year against New England. He has caught passes in 12 consecutive playoff games, also a club record. The last two seasons Drew served as an offensive co-captain. He is a four-time Pro Bowler.

(Continued on next page)

DREW PEARSON'S COWBOYS TOTALS

Receiving						Rushing					
Year	No.	Yds.	Avg.	Long	TD	Year	Att.	Yds.	Avg.	Long	TD
1973	22	388	17.6	40	2	1974	3	6	2.0	22	0
1974	62	1087	17.5	50	2	1975	1	11	11.0	11	0
1975	46	822	17.9	46	8	1976	2	20	10.0	11	0
1976	58	806	13.9	40	6	1977	2	22	11.0	11	0
1977	48	870	18.1	67	2	1978	3	29	9.7	33	0
1978	44	714	16.2	53	3	TOTALS	11	88	8.0	33	0
TOTALS	280	4687	16.7	67	23						

Punt Returns						Miscellaneous Scoring				
Year	No.	Yds.	Avg.	Long	TD	Year	TD	PAT	FG	Pts.
1973	2	13	6.5	13	0	1974	1*	0	0	6
						1976	1*	0	0	6
						TOTALS	2	0	0	12

*Recovered fumble in end zone.

Kickoff Returns						Passing							
Year	No.	Yds.	Avg.	Long	TD	Year	Att.	Comp.	Yds.	Pct.	Int.	Avg. Gn.	TD
1973	7	155	22.1	26	0	1974	1	1	46	1.000	0	46.00	1
						1976	1	1	39	1.000	0	39.00	1
						TOTALS	2	2	85	1.000	0	42.5	2

D. PEARSON, Cont.

COLLEGE: As a senior Pearson caught a team-leading 33 passes for a run-oriented, 4-7 Tulsa team and received the university president's award as the team's "best spirited and most unselfish member." Drew succeeded Joe Theismann as quarterback at South River, N.J., High School but was converted to flanker at Tulsa.

PERSONAL: During the season Drew, named for the late crusading Washington newspaper columnist, writes a twice-monthly sports column for the Dallas-Fort Worth Business Weekly and has a radio show on KAAM. He is a national spokesman for the Distilled Spirits Council, which battles teenage alcohol abuse, and serves on President Carter's committee for the advancement of disadvantaged youth. Drew, who founded the Cowboys' off-season basketball team, is married to the daughter of former Harlem Globetrotters star Marques Haynes. Drew and Marsha Pearson have one daughter, Tori Nichole (7/23/74).



Tom Rafferty • 64

GUARD • PENN STATE • 4th YEAR
HT: 6-3 • WT: 250 • BORN: 8/2/54 • (D-4 FOR '76)

PRO: One of the most difficult positions to master is offensive guard, especially with the Cowboys, who use such a complex offense. Yet in only his second season Tom Rafferty became a starter and established himself as one of the better young guards in the league. Considered the top pulling guard in the '76 draft by Cowboys scouts, Rafferty was the snapper for field goals and extra points in his rookie season, a duty he has continued to perform. In '77 he replaced retired All-Pro Blaine Nye in the starting lineup at right guard after working at left guard and center in training camp. Rafferty moved to center for two games that season to spell injured John Fitzgerald. Last year, much to the chagrin of Rafferty, Tom Landry decided to use Rafferty and Burton Lawless as play messengers at right guard because of the development of Tony Hill at wide receiver, the position used in '77, and because of a pulled calf muscle that hobbled Rafferty in training camp. Rafferty's goal in 1979? "To quit running in plays." His strategy? "I want to be able to play well enough that they can't take me out of the game." Adds Tom, "I'm aware that it's a necessary part of our offense and that someone has to do the job. But it makes it hard to get into a rhythm or be able to set anything up against the guy you're blocking against."

COLLEGE: A four-year starting guard at Penn State, Tom earned consistently outstanding grades from his coaches in his junior and senior years. He received All-America honors from the Football News and Football Writers Association in 1975.

PERSONAL: Tom once again spent the off-season playing on the Cowboys' basketball team and staying in shape through weight training and racquetball. He and his wife Donna live in Dallas year-round. Born

RAFFERTY, Cont.

in Syracuse, Tom grew up in Manlius, N.Y., where he became a high school All-America in lacrosse in addition to playing football and basketball. Rafferty, Fitzgerald and Pat Donovan form the Cowboys' Iro-American Club, starting offensive linemen of Irish heritage.

Tom Randall • 60

GUARD • IOWA STATE • 2nd YEAR
HT: 6-5 • WT: 245 • BORN: 8/3/56 • (D-7 FOR '78)

PRO: Tom Randall spent his rookie season learning a new position. Along with teammates Pat Donovan, John Fitzgerald, Andy Frederick and David Hudgens, Randall was a college defensive lineman who was converted by the Cowboys to the offensive line. Tackle Rayfield Wright was another conversion project, although he played tight end and safety in college. "The normal routine is that it takes time to make the switch," assistant head coach Jim Myers says. "Randall has some fine assets, though. He's smart, big and strong and he has a great desire to excel." One of the Cowboys' strongest players (he can bench press 420 pounds), Randall saw action in 11 regular-season and three playoff games last season as a special teams performer and backup left guard. "He was a little slow coming around as a rookie," says Tom Landry, "but we've had such great success with defensive linemen like Pat Donovan who made the switch that we had a lot of patience with Randall and feel that he has the competitiveness and mental traits to be a good offensive lineman."

COLLEGE: A three-year starter and team co-captain as a senior, Randall led Big Eight defensive linemen in tackles in '77 with 128, including 11 sacks. Iowa State was Big Eight runner-up his last two seasons.

PERSONAL: A native of Mason City, Iowa, Tom returned to Iowa State in the off-season and obtained his degree in business administration. He plans a career in real estate and already has his Iowa real estate license.



Kenny Randle • 45

CORNERBACK • SOUTHERN CAL • 1st YEAR
HT: 6-0 • WT: 196 • BORN: 10/12/54 • (FA FOR '78)

PRO: It was hard to ignore the physical tools of a free agent with size and world-class sprinting ability. Thus Kenny Randle was signed last year by the Cowboys. The first of Cleveland's three seventh-round picks in 1977, Randle was drafted as a wide receiver



RANDLE, Cont.

and reported to training camp with the Cowboys at that position. But due to an abundance of talent at wide receiver and a shortage of cornerbacks the coaching staff decided to take advantage of Randle's speed and size in the defensive backfield. After showing well the first few weeks in camp, however, Randle strained a nerve in his shoulder during a tackling drill the week before the pre-season opener. He was put on injured reserve and missed the entire season. "We don't know that much about him because he got hurt early," said defensive backfield coach Gene Stallings, "but he has some good assets in his speed and quickness. We're going to find out this summer if he really has a chance to play in the NFL." Randle demonstrated that he plans to give it his best shot by participating avidly in the Cowboys' off-season conditioning program in Dallas.

COLLEGE: Randle was a backup wide receiver on two Southern Cal Rose Bowl teams but was noted more for his accomplishments in track. Recognized as one of the finest sprinters in Trojan history, Kenny won the NCAA 400-meter championship in '76 in 44.8. He also turned in times of 9.5 in the 100-yard dash and 20.5 in the 220.

PERSONAL: A native of Kansas City, Mo., Kenny earned All-America honors in track and All-City honors in football at Central High. An enthusiastic traveler, Kenny toured Europe in July 1975 with an AAU track team. He plans a career in business management.



Jay Saldi • 87

TIGHT END • SOUTH CAROLINA • 4th YEAR
HT: 6-3 • WT: 227 • BORN: 10/8/54 • (FA FOR '76)

PRO: A broken right forearm sidelined Jay Saldi, the Cowboys' special teams captain and backup tight end, for most of the 1978 season. After catching a touchdown pass in each of the first two games, Saldi sustained his injury against St. Louis in the fourth game and was put on injured reserve. One of the Cowboys' most enthusiastic players, Saldi was at the team practice field daily in the off-season getting himself ready for the '79 season. "He's become a leader here," says fellow special teams performer Mike Hegman. "That's why he's captain of the special teams. He gets everybody moving. He really does a good job." Tom Landry called Saldi the most improved player on the team at the end of '77 training camp when the

(Continued on next page)

SALDI'S COWBOYS TOTALS

Year	Receiving				
	No.	Yds.	Avg.	Long	TD
1976	1	6	6.0	6	0
1977	11	108	9.8	23	2
1978	3	8	2.7	5	2
TOTALS	15	122	8.1	23	4

Year	Rushing				
	Att.	Yds.	Avg.	Long	TD
1976	1	19	19.0	19	0

Year	Kickoff Returns				
	No.	Yds.	Avg.	Long	TD
1976	1	9	9.0	9	0
1978	1	0	0.0	0	0
TOTALS	2	9	4.5	9	0

Year	Fumble Recoveries				
	No.	Yds.	Avg.	Long	TD
1977	1	8	8.0	8	1

SALDI, Cont.

former free agent from South Carolina was named special teams captain. Considering his limited playing time that season, Saldi had an outstanding year. He scored three TDs, two on passes from Roger Staubach and one by sliding eight yards on his back with a fumbled punt against the Giants. He set up the winning touchdown in a game against Philadelphia by blocking a punt that Charlie Waters picked up and ran in, and he had a key fumble recovery on a punt in the NFC championship game against Minnesota. He was used that season at fullback in the spread formation until Tony Dorsett won a starting job late in the season. Because of his outstanding moves, Saldi can also be used at wide receiver. A native of the New York City area, Jay has scored two of his five career touchdowns against the Giants.

COLLEGE: A high school All-America at linebacker from White Plains, N.Y., Saldi began his career at South Carolina as a 205-pound defensive end. Later switched to tight end, he caught just 15 passes in his career. But the Cowboys, impressed by his all-around athletic ability, signed him as a free agent.

PERSONAL: Jay is coach of the Hoopsters, the Cowboys' off-season basketball team, which compiled a 31-3 record in '79. Also in '79 Saldi moved into his new home in Dallas, one mile from the practice field, and starred in a locally produced film called "Squeeze Play" with teammates Ed Jones, Thomas Henderson and Drew Pearson.

Herbert Scott • 68

GUARD • VIRGINIA UNION • 5th YEAR
HT: 6-2 • WT: 252 • BORN: 1/18/53 • (D-13 FOR '75)

PRO: Herbert Scott rose from obscurity in late December last year when he was named first-team All-NFC by United Press International. Until the bestowal of that honor, Scott, the quiet, modest left guard, was perhaps the most unknown of the Cowboy regulars. A low-round draft choice from a small school, Scott barely made the team in '75 but a year later opened the season as the starting left guard and finished it alternating at the position as a play messenger with Burton Lawless. Scott settled in as the full-time left guard in '77 and last season enjoyed his first injury-free year after a series of hamstring problems. He is regarded as the Cowboys' best open field blocker among offensive linemen and has ranked consistently at or near the top as a pass blocker. In '78 Herbert drew only three penalties in 16 regular-season games, which included more than 1,000 offensive plays. None of the penalties was for holding. He was the only Dallas offensive lineman not bothered by injuries in '78, which he partly credited to his work in the Cowboys' off-season conditioning program. "It was my best season so far," Scott says. "If I can keep this pace up of improving, maybe I'll be a good football player one day."

COLLEGE: Scott played tight end, tackle and guard for Virginia



SCOTT, Cont.

Union and also was a top shot putter for the school's track team. Herbert majored in education and held a job as a school teacher in his native Virginia Beach during his first two off-seasons with the Cowboys.

PERSONAL: Herb works in the off-season as a salesman for a Dallas commercial land investment company called Monel, Inc. Herb's wife Gayle, a social worker, is employed by the University of Texas Southwestern Medical School as a counselor. Herbert also is a professional gospel singer. The Scotts live in Plano, Texas.



Rafael Septien • 1

KICKER • SOUTHWEST LOUISIANA • 3rd YEAR
HT: 5-9 • WT: 171 • BORN: 12/12/53 • (FA FOR '78)

PRO: Rafael Septien bailed out the Cowboys from a potentially troublesome situation last year. A pre-season contract squabble led to the trading of Efen Herrera to Seattle and left the Cowboys

without an experienced place kicker. But Septien, the NFC's fourth leading scorer in 1977 as a rookie with Los Angeles, became available when the Rams released him after the final pre-season game. The Cowboys signed Septien the week before the season opener against Baltimore and the Mexico City native contributed to a 38-0 victory over the Colts with a career-best 48-yard field goal, which he equaled in the playoffs against Atlanta. Later in the season at St. Louis Septien kicked a 47-yarder into the wind at 3:28 of overtime to give the Cowboys a 24-21 triumph over the Cardinals. His other top efforts came against Miami when he hit on all three field goal attempts (30, 39 and 24 yards) and against Washington on Thanksgiving Day when he converted three of four tries (33, 21 and 44). He missed only one of 47 extra-point attempts and finished as the second leading scorer in the National Conference. Septien has been most accurate inside 40 yards, hitting 16-of-18 with the Rams and 13-of-16 with the Cowboys within that range. He also possesses a strong leg on kickoffs. Drafted by New Orleans in the 10th round in '77, Septien was released during training camp and signed by the Rams. He was named to the NFL All-Rookie team by United Press International, Pro Football Weekly and Football Digest.

COLLEGE: Septien earned All-Southland Conference honors his last two seasons in a three-year career at Southwest Louisiana.

PERSONAL: Rafael's busy off-season included appearances in the World Superstars event and the Coors All-Pro Racquetball Championship, in which he qualified for the \$100,000 first prize in the January, 1980, finals. Rafael is a celebrity in Mexico where he has appeared in

(Continued on next page)

SEPTIEN'S RAMS TOTALS

Year	Scoring			
	TD	PAT	FG	Pts.
1977	0	32-35	18-30	86

SEPTIEN'S COWBOYS TOTALS

Year	Scoring			
	TD	PAT	FG	Pts.
1978	0	46-47	16-26	94

SEPTIEN, Cont.

movies, television commercials and on numerous magazine covers. "Mexico loves the Cowboys," he says. "They call them 'Los Vaqueros de Dallas.'" Rafael was a high school star in soccer, baseball, basketball and volleyball and his father was captain of a Mexican World Cup soccer team.

Dave Stalls • 65

**DEFENSIVE TACKLE-END • NORTHERN COLORADO • 3rd YEAR
HT: 6-4 • WT: 245 • BORN: 9/19/55 • (D-7 FOR '77)**

PRO: The pass rush received an unexpected boost last season with the emergence of Dave Stalls, whose quickness made him a constant threat to opposing quarterbacks in passing situations. "One of the pleasant surprises of the year was Dave Stalls, who came in on third down situations for Jethro Pugh or Larry Cole at tackle and gave us a good pass rush," Tom Landry says. "Dave had remarkable success with his escapes, trapping the quarterback or hitting him. We're very encouraged by his performance." A top special teams player as a rookie, Stalls began appearing regularly at defensive tackle on passing downs (often as the middle guard in a three-man line) toward the end of the 1978 season and in the playoffs. Despite relatively little playing time, he had four quarterback traps (fourth best on the team) and assisted on another. Stalls also had a sack for a nine-yard loss in the NFC championship game. "Last season gave me the confidence to know that I could pass rush and contribute," Stalls says. "Before there was a question because I hadn't had the chance. I proved to myself and others that I could do it. Now I feel I have the potential to rush the passer as well as anyone in the league."

COLLEGE: Stalls played defensive tackle and captained Northern Colorado's defense as a senior when he earned Little All-America honors.

PERSONAL: Dave spent an unusually busy off-season. He was married in Denver in February and honeymooned with his bride Terri in Tahiti. Then the Stalls bought a condominium in San Diego where Dave did shark behavioral research at Hub's Sea World Research Institute. A zoology major in college, Dave hopes to get his doctorate in shark behavioral research. He is also a member of the National Audubon Society.





Roger Staubach • 12

QUARTERBACK • NAVY • 11th YEAR
 HT: 6-3 • WT: 202 • BORN: 2/5/42 • (D-10, Future, '64)

PRO: No matter how well he does, and no quarterback has ever done much better, Roger Staubach, even at age 37, cannot keep himself from striving to do more. Above all else, he is the ultimate competitor. "There have been several questions about my age being a factor," Staubach said prior to the 1979 season. "I don't think so. I have to work harder now to stay in shape, but I feel I'm playing better than I ever have. I understand the game better. But I still have to improve. I'm not ready to take a step backwards." The 1978 season was another remarkable one for the Cowboys' all-time leading passer. Staubach directed the Cowboys to their third Super Bowl in the last four years and fourth since he became the starting quarterback in mid-1971. He set team passing records for attempts, completions, yards and touchdowns and won the NFL passing title for the third time (also '71 and '73). He also threw the winning touchdown pass (to teammate Tony Hill) in his fourth Pro Bowl appearance. The Kansas City Committee of 101 named Roger the NFC offensive player of the year and in a Sport Magazine survey of five All-Pro defensive players Staubach was rated the NFL's best quarterback. He entered the '79 season ranked No. 1 among active passers and No. 4 on the NFL's all-time passing list. He held Super Bowl records for most TD passes (eight), most yards passing (734), most attempts passing (98) and most completions (61). "I think he can play at this high level for several more years," Tom Landry says. "Age is just a relative thing.

(Continued on next page)

STAUBACH'S COWBOYS TOTALS

Year	Rushing				Receiving			
	Att.	Yds.	Avg.	Long TD	Year	No.	Yds.	Avg. Long TD
1969	15	60	4.0	19 1	1974	1	-13	-13.0 -13 0
1970	27	221	8.2	25 0				
1971	41	343	8.4	31 2				
1972	6	45	7.5	20 0				
1973	46	250	5.4	18 3				
1974	47	320	6.8	29 3				
1975	55	316	5.7	17 4				
1976	43	184	4.3	18 3				
1977	51	171	3.4	33 3				
1978	42	182	4.3	23 1				
TOTALS	373	2092	5.6	33 20				

Year	Passing					Int.	Avg. Gn.	TD	Rating
	Att.	Comp.	Yds.	Pct.	Yds.				
1969	47	23	421	48.9	2	9.0	1	69.3	
1970	82	44	542	53.7	8	6.6	2	44.5	
1971	211	126	1882	59.7	4	8.9	15	104.8	
1972	20	9	98	45.0	2	4.9	0	20.4	
1973	286	179	2428	62.6	15	8.5	23	94.6	
1974	360	190	2552	52.8	15	7.1	11	68.5	
1975	348	198	2666	56.9	16	7.7	17	78.6	
1976	369	208	2715	56.4	11	7.4	14	79.9	
1977	361	210	2620	58.2	9	7.2	18	87.1	
1978	413	231	3190	55.9	16	7.7	25	84.9	
TOTALS	2497	1418	19114	56.8	98	7.7	126	81.7	

STAUBACH, Cont.

As long as the arm's strong, a quarterback can play as long as the attitude's right. That goes the quickest, but Roger's still strongly motivated." Because of four years of service in the Navy, including a tour in Vietnam, following graduation from the Academy in 1965, Staubach has played four fewer seasons than most players his age. His numerous pro football awards include Super Bowl VI MVP, Sporting News NFL player of the year and Players Association MVP in 1971.

COLLEGE: Probably the greatest athlete in Naval Academy history, Staubach earned seven letters in football, basketball and baseball. He was a two-time All-America quarterback, winning the Heisman and Walter Camp trophies in '63 and the Maxwell Award in '64.

PERSONAL: Roger and his wife Marianne have five children, Jennifer (6/21/66), Michelle (5/23/68), Stephanie (6/25/69), Jeffrey (12/28/74) and Amy (7/6/77). After several years with another local real estate firm, the Holloway-Staubach Agency opened in 1978. Roger is active in many charities and civic organizations, including the American Diabetes Association, Paul Anderson Youth Home, Salvation Army, Jaycees, Easter Seals and Fellowship of Christian Athletes. In June he received the annual Byron "Whizzer" White Award for outstanding community service by an NFL player. He is a native of Silverton, Ohio, a suburb of Cincinnati.

Robert Steele • 82

WIDE RECEIVER • NORTH ALABAMA • 2nd YEAR
HT: 6-4 • WT: 196 • BORN: 8/2/56 • (FA FOR '78)

PRO: The only rookie free agent to make the Cowboys' active roster in 1978 was Robert Steele. If that isn't impressive enough, consider that the young man from little-known North Alabama also had to battle for a spot at perhaps the most talent-laden position on the team — wide receiver. "Robert showed us in training camp that he has some qualities that may pay off in the future," Tom Landry said. "He doesn't have great speed, but he's a big target and if the ball touches his hands he's going to catch it." Steele actually was released prior to the final pre-season game but was recalled one week into the regular season to replace Golden Richards, who was traded to Chicago. Steele had caught the attention of his coaches in the Houston pre-season contest with two receptions, one at the two-yard-line to set up a touchdown, and his aggressive special teams play. "Two catches and my play on the special teams in that game made the team for me," he said. "It showed them that I could catch the ball in a crowd with people on top of me. And it showed that I didn't mind getting hit on special teams." Although no passes were thrown his way in regular season as the fourth wide receiver behind Drew Pearson, Tony Hill and Butch Johnson, Steele contributed on all the special teams.

COLLEGE: In his junior year Steele caught 30 passes for a Gulf South Conference-leading 19.3 yards a reception. North Alabama



STEELE, Cont.

switched to a run-oriented veer offense the next season but Steele still grabbed 25 passes and earned honorable mention Division II All-America and first-team All-Conference honors. He played tight end in high school.

PERSONAL: The Columbus, Ga., native remained in Dallas during the off-season and put his marketing degree to use working in industrial sales for Delta Petroleum in Arlington, Texas. He also devoted time to helping the March of Dimes and Fellowship of Christian Athletes. Robert's father recently sold the Columbus Astros, a minor league affiliate of the Houston Astros baseball team.



Dennis Thurman • 32

CORNERBACK • SOUTHERN CAL • 2nd YEAR
HT: 5-11 • WT: 170 • BORN: 4/13/56 • (D-11 FOR '78)

PRO: Dennis Thurman started his career with the Cowboys in a rather unfavorable position. A low draft choice who played safety in college, he was not an odds-on favorite to make the team. Not only did Thurman make the team, but he also made a significant contribution. "We usually don't draft safeties, preferring to draft cornerbacks and make them safeties, but we couldn't let Thurman sit there on the draft board any longer," scout Red Hickey said. "He's not very big, but he's extremely competitive." Thurman's task was made even more difficult when he was switched from his college position to cornerback. Although he did not start any games, Dennis got to play more than he expected when veterans Benny Barnes and Mark Washington were hobbled by assorted injuries. Thurman displayed his knack for making interceptions by picking off a pass against Green Bay and another against the Jets. "If Benny and Mark had been healthy I think I would have done most of my learning in practice," Thurman said. "But I'm appreciative of the time I had in games. That's where you really learn." Dennis also sparkled on the special teams, earning the Haggar Headhunter Award for the Jets game, the Super Bowl and the overall playoffs. Thurman's biggest play of the year came on the specials when he recovered an onside kick that led to the Cowboys' final touchdown in the Super Bowl. "He helped our kicking game tremendously," special teams coach Mike Ditka said.

COLLEGE: Thurman led the nation in interception return yardage in '76 with 180 yards on eight steals. He had 13 career interceptions, six pass break-ups, seven fumble recoveries and was a two-time consensus All-America.

(Continued on next page)

THURMAN'S COWBOYS TOTALS									
Pass Interceptions					Kickoff Returns				
Year	No.	Yds.	Avg.	Long TD	Year	No.	Yds.	Avg.	Long TD
1978	2	35	17.5	23 0	1978	3	42	14.0	20 0
Punt Returns									
Year	No.	Yds.	Avg.	Long TD					
1978	1	0	0.0	0 0					

THURMAN, Cont.

PERSONAL: A Los Angeles native, Dennis returned to Southern Cal in the off-season to complete his degree in journalism. He also did counseling work with underprivileged children in the Los Angeles area.

Mark Washington • 46



CORNERBACK • MORGAN STATE • 10th YEAR
HT: 5-11 • WT: 187 • BORN: 12/28/47 • (D-13 FOR '70)

PRO: Only four active players (Larry Cole, D. D. Lewis, Roger Staubach and Rayfield Wright) began the 1979 season with more years of service to the Cowboys than Mark Washington. A valuable performer who has been plagued by injuries throughout his career, Washington started three games at left corner last season for Benny Barnes, who had foot problems, but then was sidelined himself by a troublesome right knee. Only in 1975 has Mark played an entire season as a starter without being struck down by injuries. In '76 a concussion in pre-season cost him his starting left corner job to Barnes, but Washington got to start six games on the right side for injured Mel Renfro and wound up leading the Cowboys in interceptions. The next season Mark started four games for injured Aaron Kyle and performed well in Super Bowl XII against Denver with a key interception and a game-high five passes defended after Barnes left early with a foot injury. Mark's role the past few seasons has been especially taxing mentally because he's had to prepare himself to play both the right and left sides. He is called "Strip" by teammates for his uncanny ability to loosen the ball from a receiver's grasp.

COLLEGE: Washington played defensive back for a Morgan State team that won 31 straight games. A co-captain as a senior, he intercepted 15 passes in his career.

PERSONAL: Mark has a degree in chemistry but last off-season took courses in real estate and plans a career in industrial development. He has worked for the National Alliance of Businessmen helping minority high school students interested in business careers secure summer jobs. Mark, his wife Linda and their daughter Lisa Joy (3/16/74) live in Dallas. Mark is a Chicago native.

WASHINGTON'S COWBOYS TOTALS

Year	Pass Interceptions				Year	Opponents' Recoveries			
	No.	Yds.	Avg.	Long TD		No.	Yds.	Avg.	Long TD
1970	1	0	0.0	0	0	0	0.0	0	0
1973	1	0	0.0	0	0	0	0.0	0	0
1974	1	0	0.0	0	0	0	0.0	0	0
1975	4	26	6.5	23	0	0	0.0	0	0
1976	4	49	12.3	22	0	0	0.0	0	0
1977	2	32	16.0	21	0	0	0.0	0	0
TOTALS	13	107	8.2	23	0	0	0.0	0	0

Year	Kickoff Returns			
	No.	Yds.	Avg.	Long TD
1970	5	242	48.4	100 1
1973	1	0	0.0	0 0
TOTALS	6	242	40.3	100 1



Charlie Waters • 41

SAFETY • CLEMSON • 10th YEAR
HT: 6-2 • WT: 200 • BORN: 9/10/48 • (D-3 FOR '70)

PRO: No longer the most underrated and unsung player in the NFL, as a Sports Illustrated player poll named him two years ago, Charlie Waters entered his 10th season a fully appreciated and established All-Pro. Charlie's 1978 achievements were as impressive as anyone's in the league. From his strong safety position he led the Cowboys in solo tackles with 76, tied Cliff Harris for second in interceptions with four and picked off two passes and recovered a fumble to spark Dallas over the Rams in the NFC championship game. Waters also appeared in his third straight Pro Bowl, was voted first-team All-NFL by the Pro Football Writers Association (for the second consecutive year) and the Newspaper Enterprise Association, second-team All-NFL by the Associated Press and won the Oak Farms Favorite Cowboy contest. His 33 career interceptions placed him third on the Cowboys' all-time list after the '78 season. Things weren't always so rosy for Charlie, who only became the starting strong safety in '76. He spent his first six seasons bouncing less than triumphantly between cornerback and safetyman. In 1973, after injuries and surgery, he reported to camp weighing 167 pounds. Waters first earned All-Pro recognition during the Cowboys' 1977 Super Bowl championship season when he had three interceptions, two blocked punts, a game-clinching TD run with a blocked punt and set a divisional playoff record with three interceptions against Chicago. "Charlie's long suit is that he's hardly ever wrong," defensive backfield coach Gene Stallings says. "He's at the right place at the right time doing the right thing."

COLLEGE: Waters played quarterback at Clemson until his final 15 games when he was moved to wide receiver. He caught 68 passes, including 44 for 738 yards in an injury-shortened '69 season, a team record that stood until '77.

(Continued on next page)

WATERS' COWBOYS TOTALS

Year	Pass Interceptions				Long	TD
	No.	Yds.	Avg.			
1970	5	45	9.0		20	0
1971	2	37	18.5		30	0
1972	6	132	22.0		56	1
1973	5	112	22.4		44	0
1974	2	26	13.0		24	0
1975	3	55	18.3		35	1
1976	3	6	2.0		5	0
1977	3	11	3.7		6	0
1978	4	61	15.3		22	0
TOTALS	33	485	14.7		56	2

Year	Kickoff Returns				Long	TD
	No.	Yds.	Avg.			
1970	1	6	6.0		6	0
1971	1	18	18.0		18	0
1972	2	18	9.0		18	0
1975	1	0	0.0		0	0
TOTALS	5	42	8.4		18	0

Year	Opponents' Fumble Recoveries				Long	TD
	No.	Yds.	Avg.			
1970	1	0	0.0		0	0
1973	1	15	15.0		15	0
1976	1	0	0.0		0	0
1977	1	0	0.0		0	0
TOTALS	4	15	3.8		15	0

Year	Punt Returns				Long	TD
	No.	Yds.	Avg.			
1971	9	109	12.1		42	0
1972	9	56	6.2		17	0
1974	1	8	8.0		8	0
1977	1	17	17.0		17	1*
TOTALS	20	190	9.5		42	1

*Returned Blocked Punt

WATERS, Cont.

PERSONAL: Charlie's new talent agency, ProMotion, gained instant notoriety with the release in June of the Charlie Waters pinup poster. Proceeds from that project were to be used to finance a disco album recorded by Charlie's wife, Rosie, a model-actress. Charlie, Rosie and their son Jon Cody (12/16/77) live in Dallas. A native of North Augusta, S.C., Charlie was honored as his state's pro athlete of the year in '78 by the South Carolina Athletic Hall of Fame.

Danny White • 11



**QUARTERBACK-PUNTER • ARIZONA STATE • 4th YEAR
HT: 6-2 • WT: 192 • BORN: 2/9/52 • (D-3A FOR '74)**

PRO: With two splendid performances late last season, Danny White put to rest the speculation about whether the Cowboys could survive without Roger Staubach. Against the Jets in the regular-season finale, White stepped in for Staubach, who was injured, and completed 15-of-24 passes for 156 yards in guiding the Cowboys to a 30-7 victory. Two weeks later in the divisional playoff against Atlanta the Cowboys appeared doomed when Staubach was knocked out at the end of the first half with the Cowboys trailing 20-13. But White came on in the second half to drive Dallas to a pair of touchdowns and a 27-20 victory. He connected on 10-of-20 passes for 127 yards, including a two-yard TD toss to Jackie Smith. "Danny White did not surprise us," Tom Landry said. "We expected him to do well and when he had a chance he proved he could. It helped the confidence of the team knowing Danny could step in and do the job." Following two years with Memphis of the World Football League, White joined the Cowboys in '76 and immediately became the regular punter as well as Staubach's understudy. As a rookie he threw two TD passes in a 31-21 victory over Chicago after Staubach left with a hand injury.

COLLEGE: White set seven NCAA passing records en route to leading ASU to 32 victories in 36 games. Also a fine runner, he finished second in the nation in total offense in '73.

PERSONAL: Danny works in the off-season for Henry S. Miller Real Estate of Dallas in investment marketing. Danny and his wife Jo Lynn live in Wylie, Texas, with their three children, Ryan (4/26/73), Geoffrey (1/4/76) and Heather (9/3/78).

WHITE'S COWBOYS TOTALS

Year	Rushing					Year	Punting				
	Att.	Yds.	Avg.	Long	TD		No.	Yds.	Avg.	Long	Blk.
1976	6	17	2.8	14	0	1976	70	2690	38.4	54	2
1977	1	-2	-2.0	-	0	1977	80	3171	39.6	57	2
1978	5	7	1.4	4	0	1978	76	3076	40.5	56	1
TOTALS	12	22	1.8	14	0	TOTALS	226	8937	39.5	57	5

Year	Passing					Int.	Avg. Gn.	TD	Rating
	Att.	Comp.	Yds.	Pct.	Yds.				
1976	20	13	213	65.0	2	10.7	2	-	
1977	10	4	35	40.0	1	3.5	0	10.4	
1978	34	20	215	58.8	1	6.32	0	65.3	
TOTALS	64	37	463	57.8	4	7.23	2	64.5	



Randy White • 54

DEFENSIVE TACKLE • MARYLAND • 5th YEAR
HT: 6-4 • WT: 250 • BORN: 1/15/53 • (D-1A FOR '75)

PRO: Tom Landry is not a man prone to exaggeration. In fact if there is a way to understate something Tom Landry usually will find it. But listen to a few Landry comments on Randy White:

"The guy is phenomenal. He just doesn't have any bad games. They can slow him down a little but they can't stop him . . . He was the best player on our team week in and week out last year. He played super for us and really carried the load when Harvey Martin was hurt. Randy deserved all the recognition he received." In only his second season at right defensive tackle after two years as a backup linebacker, White was named first-team All-NFL by the Associated Press, Newspaper Enterprise Association, Pro Football Writers Association and College and Pro Football Weekly. He succeeded teammate Harvey Martin as the Seagram's Seven Crowns of Sport defensive lineman of the year and was voted NFC defensive player of the year by United Press International and the Kansas City Committee of 101. Although selected to the NFC Pro Bowl team for the second straight year, White was unable to play because of a broken thumb sustained in the NFC championship game. Says Charlie Waters, "He's the best football player I've ever seen. A coach's dream. All the accolades — strong, fast, determined, smart, a team player, a leader, a big-play guy. I get a lot of energy from him." Randy tied Harvey Martin last year for the team lead in quarterback traps with 16 and nearly led the team in solo tackles, an unheard of accomplishment for a defensive lineman, with 75, one less than Waters' club-leading 76. In 1977 White capped his first season at defensive tackle with an awesome performance in Super Bowl XII that earned him the game's co-MVP award with Harvey Martin. By far the Cowboys' strongest player, White has bench pressed as much as 475 pounds. As a rookie White was dubbed "Manster" (half man, half monster) by Charlie Waters.

COLLEGE: The Cowboys made White the second player selected in the '75 draft after he won the Outland Trophy and Vince Lombardi Award as college football's outstanding lineman in '74. He was a consensus All-America that year at defensive end.

PERSONAL: Randy and his wife Vicki had their first child, a daughter named Jordan Leigh, on May 6, 1979. In the off-season the Whites live on Randy's farm in Landenberg, Pa., near his hometown of Wilmington, Del. In addition to his football talent, Randy is skilled in dog obedience training.

WHITE'S COWBOYS TOTALS

Year	Opponents' Fumble Recoveries					Kickoff Returns					
	No.	Yds.	Avg.	Long	TD	Year	No.	Yds.	Avg.	Long	TD
1975	2	0	0.0	0	0	1978	1	15	15.0	15	0
1976	1	0	0.0	0	0						
1977	2	0	0.0	0	0						
TOTALS	5	0	0.0	0	0						



Rayfield Wright • 70

TACKLE • FORT VALLEY STATE • 13th YEAR
 HT: 6-6 • WT: 260 • BORN: 8/23/45 • (D-7 FOR '67)

PRO: Before knee surgery put him out for most of the 1977 season, Rayfield Wright occupied a lofty position in the world of football. He was acknowledged as the NFL's premier offensive tackle and had four All-Pro seasons and six straight Pro Bowl appearances to support the claim. He played the '76 season on a bad knee and was forced to undergo surgery the following Aug. 1, missing all but the last two regular-season games in '77. A hamstring pull kept him at less than full speed for most of '78 training camp but by the sixth game of last season Rayfield had regained his starting right tackle position. The retirement of veteran All-Pro tackle Ralph Neely had left the offensive line short on experience and the return of Wright, the old pro, helped stabilize the young line. Tom Landry said Wright performed at about 75 percent of his former level, which made him as effective as most NFL tackles. Hoping to recover his earlier stature, Wright worked hard in the off-season on conditioning. "Rayfield Wright has made remarkable progress," strength coach Bob Ward said in June. "With a month of hard work, Rayfield will be back. He will be well over 75 percent this season." Known as "Big Cat," Wright moved between tight end, tackle and defensive end his first three years before settling at right tackle in '70. Along with Preston Pearson, Larry Cole, Cliff Harris, Charlie Waters, D. D. Lewis, Jethro Pugh and Marv Fleming, Wright has played in a record five Super Bowls. He's counting on a few more before he's through. "I don't want to be written off," he says. "I still have the desire to play, I like to play, I want to play."

COLLEGE: Rayfield played tight end and safety at Fort Valley State (Ga.). He earned All-Southern Intercollegiate Athletic Conference honors in football and basketball and ran a 50-flat 440 in track.

PERSONAL: Rayfield is active in Big Brothers and has supported the Boy Scouts of America since winning 21 Boy Scout merit badges as a youngster in Griffin, Ga. Rayfield has two children, LaRay Adrian (3/25/72) and Anitra Joyclyn (4/21/74).

WRIGHT'S COWBOYS TOTALS

Year	Receiving					Year	Rushing				
	No.	Yds.	Avg.	Long	TD		No.	Yds.	Avg.	Long	TD
1968	1	15	15.0	15	1	1968	1	-10	-10.0	-	0
1969	1	12	12.0	12	0						
TOTALS	2	27	13.5	15	1						



Other Cowboys With NFL Experience

JOSEPH BRANSON, a 6-2, 190-pound strong safety out of Livingstone (N.C.) College, was drafted in the seventh round by Cincinnati in 1978. He also played linebacker at Livingstone and ran track.

WAYNE CAMPBELL, a 6-4, 275-pound tackle, made a bid with Oakland last year as a free agent after contributing to Florida A&M's unbeaten season in '77. His uncle is former San Diego Chargers tackle Ernie Wright.

RICHARD GRIMMETT was Seattle's ninth-round choice in '78 after a fine career at offensive tackle with Illinois. The 6-7, 270-pounder was selected to play in the first Challenge Bowl between all-stars from the Big Ten and Pac Eight.

ELI MARSHALL, a 6-0, 186-pound wide receiver, caught 65 passes for 1,196 yards (18.4 average) in four years at North Carolina State and was drafted in the sixth round last year by Tampa Bay.

BILL MILLER, a 6-6, 260-pound tackle who started for three years at Western Illinois, was Cincinnati's eighth-round choice in '78. He transferred to Western Illinois from Minnesota where he also played basketball.

AL PITTS, a guard-center prospect from Michigan State, was drafted in the sixth round by Cleveland in '78. The 6-5, 240-pounder made All-Big Ten as a senior when he was a team captain and played in the East-West and Senior Bowl. He played center for the Spartans.

VETERANS PRONUNCIATION GUIDE

Bob Breunig (**BREW-nig**)

Glenn Carano (**ka-RAH-no**)

Tony Dorsett (**dor-SETT**)

Billy Joe DuPree (**dew-PREE**)

David Hudgens (**HUH-jens**)

Bruce Huther (**HUH-thur**)

Jay Saldi (**SAL-dee**)

Rafael Septien (**RAH-fay-el SEP-tee-en**)

Roger Staubach (**STAH-bock**)

How The Cowboys Were Built

There were 48 players active with the Cowboys in 1978. Here's a look at how they came to Dallas:

FROM THE DRAFT:


- 1964—*Roger Staubach (10th, Navy).
1965—Jethro Pugh (11th, Elizabeth City State).
1967—Rayfield Wright (7th, Fort Valley State).
1968—D. D. Lewis (6th, Mississippi State); Larry Cole (16th, Hawaii).
1970—Charlie Waters (3rd, Clemson); John Fitzgerald (4th, Boston College); Mark Washington (13th, Morgan State).
1972—Robert Newhouse (2nd, Houston).
1973—Billy Joe DuPree (1st, Michigan State); Golden Richards (2nd, Hawaii); Harvey Martin (3rd, East Texas State).
1974—Ed Jones (1st, Tennessee State); Danny White (3rd, Arizona State).
1975—Randy White (1st, Maryland); Thomas Henderson (1st, Langston); Burton Lawless (2nd, Florida); Bob Breunig (3rd, Arizona State); Pat Donovan (4th, Stanford); Randy Hughes (4th, Oklahoma); Mike Hegman (7th, Tennessee State); Herbert Scott (13th, Virginia Union); Scott Laidlaw (14th, Stanford).
1976—Aaron Kyle (1st, Wyoming); Butch Johnson (3rd, Cal-Riverside); Tom Rafferty (4th, Penn State).

- 1977—Tony Dorsett (1st, Pittsburgh); Glenn Carano (2nd, Nevada-Las Vegas); Tony Hill (3rd, Stanford); Guy Brown (4th, Houston); Andy Frederick (5th, New Mexico); Jim Cooper (6th, Temple); Dave Stalls (7th, Northern Colorado).
1978—Larry Bethea (1st, Michigan State); Alois Blackwell (4th, Houston); Tom Randall (7th, Iowa State); Dennis Thurman (11th, Southern California).

SIGNED AS FREE AGENTS:

- 1970—Cliff Harris (Ouachita Baptist).
1972—Benny Barnes (Stanford).
1973—Drew Pearson (Tulsa).
1974—Doug Dennison (Kutztown State).
1975—Preston Pearson (Illinois, after pre-season release by Pittsburgh Steelers).
1976—Jay Saldi (South Carolina).
1977—Larry Brinson (Florida); Bruce Luther (New Hampshire).
1978—Rafael Septien (SW Louisiana, after pre-season release by Los Angeles Rams); Robert Steele (North Alabama); Jackie Smith (NW Louisiana, after 16 years with St. Louis Cardinals).

* Drafted as future.



THE ROOKIES

(1979 Draftees)



SHAW



MITCHELL

ROBERT SHAW • **Center** • **Tennessee**
Ht: 6-4 • Wt: 252 • Born: 10/15/56 • D-1

Robert Shaw was the first center ever to be named a first-round draft choice by the Cowboys and the first offensive lineman to be the team's No. 1 pick since guard John Niland in 1966. A three-year starter who co-captained the Vols as a senior, Shaw earned All-Southeastern Conference honors the last two years and started in both the East-West Shrine game and Senior Bowl. Tennessee Coach Johnny Majors called Shaw the best center in the country last year and the best he's ever seen in his coaching career.

"Shaw is definitely a first-round draft choice," Tom Landry said. "He is that type of football player. I don't think there's any gamble on him. He's a solid player, our scouts rated him well and he played in a competitive program at Tennessee. I think this helps us. It gives us a competitive situation in our offensive line, bringing in a player like Shaw. He'll make our other linemen better or he'll replace somebody."

Shaw impressed the Cowboys scouts with his strength, and especially his quickness in picking up linebackers. He has been a center since he began playing football in third grade, but Landry also plans to try him at guard.

AARON MITCHELL • **Cornerback** • **Nevada-Las Vegas**
Ht: 6-1 • Wt: 196 • Born: 12/15/56 • D-2

Because of his rare combination of speed and size for a cornerback, Aaron Mitchell was rated an exciting prospect by the Cowboys scouts. "It's one of the most difficult spots to pick and predict stardom but I think he has at least the starting points," said Landry. "He runs a 4.5 40 on grass, so he has the speed and he also has size and he's very aggressive. He was the last, in my opinion, of the cinch cornerbacks and we were delighted to get him."

Mitchell was somewhat overlooked in college because he did not play in a big-time football program. As a freshman he attended Morris Brown College in Atlanta where he was named to the All-Southern Intercollegiate Athletic Conference team. The next year he spent a semester at College of the Canyons Junior College in Valencia, Calif., before transferring to Nevada-Las Vegas.

Mitchell started two years at N-LV. In '77 he had two interceptions, a school-record 12 pass breakups and a blocked punt. His totals last year were six interceptions and nine pass breakups. "Most teams threw away from him last year," said N-LV Coach Tony Knap. "I think our

other cornerback got more action than anyone in the country." Mitchell also played a few games at strong safety as a junior.

DOUG COSBIE • **Tight End** • **Santa Clara**
Ht: 6-6 • Wt: 230 • Born: 3/27/56 • D-3

A three-year starter who caught 120 passes for 1,721 yards and 10 touchdowns in his career, Doug Cosbie was ranked highly by Cowboys scouts as an all-around athlete. Because of his strong blocking ability, Coach Landry was thinking of trying Cosbie at tackle. "Going from tight end to tackle is a tough conversion to make, but Cosbie blocks well and is a very intelligent young man who is a pretty good athlete," Landry said.

Cosbie's best seasons as a pass catcher were his sophomore and junior years. He grabbed 34 passes for 444 yards and a touchdown in '76 followed by 31 catches for 517 yards and a TD the next year. Last season he had 29 receptions for 427 yards and three TDs. He had five touchdowns on 26 catches as a freshman.

RALPH DELOACH • **Defensive End** • **California**
Ht: 6-5 • Wt: 254 • Born: 1/13/57 • D-4

Ralph DeLoach capped an outstanding career at California with appearances in the East-West Shrine Game, Challenge Bowl and Japan Bowl. In the Shrine game he returned a fumble 17 yards for a touchdown. "He's a big, fast defensive lineman," said Cowboys scout Red Hickey. "We had him rated way above average as an athlete. He's very active and very quick and fits the Cowboys' mold of a defensive lineman in size factors and athletic ability. He could play defensive tackle in addition to end."

As a junior DeLoach earned All-Pac 8 and All-West Coast honors. Last year he was named to the All-America team of the national strength coaches organization. He shared the team lead in quarterback sacks with six and tackles for losses with 12 in '78.

BOB HUKILL • **Tackle** • **North Carolina**
Ht: 6-5 • Wt: 250 • Born: 8/17/57 • D-5a

Bob Hukill helped clear the way for a 1,000-yard rusher in each of his three seasons as a starter at North Carolina. Although he played mostly at right tackle, Hukill was able to fill in at center and snap for placements for a few games last year because of his athletic ability. UNC Coach Dick Crum called him one of the most intelligent players on the team.

Hukill helped lead North Carolina to the Atlantic Coast Conference championship and a spot in the Liberty Bowl in '77. He also played in the '76 Peach Bowl and capped his career with an appearance in the Canadian-American Bowl all-star game.

CURTIS ANDERSON • **Defensive End** • **Central State (Ohio)**
Ht: 6-6 • Wt: 240 • Born: 5/16/57 • D-5b

Regarded as one of the finest athletes in Central State history, Curtis Anderson was a Mutual Black Radio and NAIA Division I All-America in '78. A four-year starter who earned NAIA All-District 22 honors his last three years, Anderson reached opposing quarterbacks

12 times in 10 games as a junior and seven times in nine games last year. Anderson played tackle occasionally in a five-man defensive line at Central that somewhat hampered his natural pass-rushing style. His great speed enabled him to play linebacker in the Mutual Black Sports All-Star game in the Superdome last January.

RON SPRINGS • **Running Back** • **Ohio State**
Ht: 6-0 • Wt: 197 • Born: 11/4/56 • D-5c

An outside runner with fine speed and pass catching ability, Ron Springs led Ohio State in rushing and receiving as a junior, picking up 1,166 yards in 200 carries (5.8 average) on the ground and catching 16 passes for another 90 yards. He had runs of 72 yards against Northwestern and 66 yards against Purdue. Last season Springs gained only 585 yards (4.7 average) rushing because of injuries and the Buckeyes' increased use of the pass. One of the most highly recruited junior college players in the nation after rushing for 1,800 yards and 25 touchdowns at Coffeyville, Kans., J. C., Springs was personally recruited by Woody Hayes. His teammates elected Springs a co-captain in '78.

TIM LAVENDER • **Cornerback** • **Southern California**
Ht: 6-3 • Wt: 187 • Born: 1/5/56 • D-6a

Tim Lavender intercepted three passes, broke up six others and made 36 tackles for Southern Cal last year. He also intercepted a pass in the Trojans' Rose Bowl victory over Michigan. Lavender started most of the '78 season despite two sprained ankles suffered late in the year. He was redshirted in '76 after transferring from San Diego City College. Tall, lean and swift, Lavender was noted in college for wearing black high-top football shoes. He is the brother of Washington Redskins defensive back Joe Lavender.

MIKE SALZANO • **Guard** • **North Carolina**
Ht: 6-3 • Wt: 242 • Born: 6/14/57 • D-6b

After breaking into the starting lineup midway through his freshman season, Mike Salzano helped guide North Carolina to an ACC championship and two bowl appearances. His last two years he was named to the All-ACC team and was voted by the Tar Heels coaching staff as the team's outstanding offensive lineman. Salzano and Bob Hukill, the Cowboys' No. 5a draft pick, were college roommates for four years and played next to each other on the right side of the offensive line for three years. Mike was a North Carolina high school shot put champion and holds the UNC shot put record of 58-5½.

CHRIS DEFRANCE • **Wide Receiver** • **Arizona State**
Ht: 6-1 • Wt: 205 • Born: 9/13/57 • D-6c

After missing '78 spring practice with a broken foot, Chris DeFrance came back to have an outstanding senior season for Arizona State, leading the club in receiving with 31 catches for 617 yards and five touchdowns. Known as a big-game performer, DeFrance hauled in a 53-yard touchdown strike in the '78 Garden State Bowl and caught four passes for 45 yards in the East-West Shrine Game. He totaled 144 yards on seven receptions in the '77 Fiesta Bowl versus Penn State.

As a junior he led the Sun Devils with a 26.5 yard average on 11 catches.

GREG FITZPATRICK • Linebacker • Youngstown State
Ht: 6-2 • Wt: 227 • Born: 3/29/57 • D-7

The Mid Continent Conference defensive player of the year in '78, Greg Fitzpatrick contributed greatly to Youngstown State's 10-2 record and conference championship with his sure tackling. A hard-hitting inside linebacker who also excelled on special teams, Fitzpatrick led his team in '78 with 60 solo tackles. He also intercepted three passes and registered eight tackles for losses. In four years as a starter, Fitzpatrick totaled an impressive 445 tackles, six interceptions, two fumble recoveries and 34 tackles for losses.

BRUCE THORNTON • Defensive Tackle • Illinois
Ht: 6-5 • Wt: 266 • Born: 2/14/58 • D-8

Bruce Thornton led the Big Ten in quarterback sacks in '77 with 10 and his 32 career sacks place him fifth on Illinois' all-time list. A four-year starter, Thornton was a two-time Academic All-Big 10 and second team Academic All-America. He also is an accomplished saxophonist who turned down music scholarships for a football career. He participated in the Japan Bowl last season.

GARRY COBB • Linebacker • Southern Cal
Ht: 6-2 • Wt: 209 • Born: 3/16/57 • D-9

Valued by Southern Cal for his intelligence and leadership, Garry Cobb provided the Trojans with versatility as he moved between the inside and outside linebacking spots. He was the second leading tackler on the team as a junior. Southern Cal Coach John Robinson called Cobb "one of the most consistent and intelligent players on the team. He provided valuable leadership to a young defense."

MIKE CALHOUN • Defensive Tackle • Notre Dame
Ht: 6-4 • Wt: 228 • Born: 5/6/57 • D-10

Mike Calhoun started the last three seasons for Notre Dame and helped lead the Irish to the 1977 national championship. Last year he opened the season by making 17 tackles against Missouri. He was recognized in '78 as the team's best defensive lineman. Calhoun turned in outstanding performances in the last two Cotton Bowls when Notre Dame beat Texas and Houston. He finished third on the team in tackles last year with 99, including eight for losses.

QUENTIN LOWRY • Linebacker • Youngstown State
Ht: 6-2 • Wt: 225 • Born: 11/11/57 • D-12

A stand-up defensive end with pass coverage responsibilities at Youngstown, Quentin Lowry was tabbed as an outside linebacker prospect by the Cowboys. Named the Mid Continent Conference defensive lineman of the year in '78, Lowry teamed with Greg Fitzpatrick, who was drafted by the Cowboys on the seventh round, to spark Youngstown to the conference title. A four-year starter, Lowry last season accounted for 94 tackles, including 21 for losses, and recovered five fumbles.

Cowboys All-Time Roster

- Adderly, Herb, CB, Mich. St., 1970-72
 Adkins, Margene, WR, Henderson J.C., 1970-71
 Alworth, Lance, WR, Arkansas, 1971-72
 Andrie, George, DE, Marquette, 1962-72
 Arneson, Jim, G-C, Arizona, 1973-74
 Asher, Bob, T, Vanderbilt, 1970
 Babb, Gene, LB-RB, Austin College, 1960-61
 Babinecz, John, LB, Villanova, 1972-73
 Baker, Sam, P-K, Oregon State, 1962-63
 Barnes, Benny, CB, Stanford, 1972-78
 Barnes, Gary, WR, Clemson, 1963
 Barnes, Rodrigo, LB, Rice, 1973-74
 Bateman, Marv, P, Utah, 1972-74
 Baynham, Craig, RB, Georgia Tech, 1967-69
 Belden, Bob, QB, Notre Dame, 1969-70
 Berchic, Bob, S, Michigan State, 1960-61
 Bethesda, Larry, DE, Michigan St., 1978
 Bielski, Dick, TE, Maryland, 1960-61
 Bishop, Don, CB, CCLA, 1960-65
 Blackwell, Alois, RB, Houston, 1978
 Booke, Jim, T, Heidelberg, 1964-67
 Bordan, Nate, DE, Indiana, 1960-61
 Braatz, Tom, LB, Marquette, 1960
 Bradfute, Byron, T, So. Miss., 1960-61
 Brunig, Bob, LB, Arizona State, 1975-78
 Brinson, Larry, RB, Florida, 1977-78
 Brock, Clyde, DT, Utah State, 1962-63
 Brown, Guy, LB, Houston, 1977-78
 Brown, Otto, CB-S, Prairie View, 1969
 Bullocks, Amos, RB, So. Ill., 1962-64
 Burkott, Jackie, LB, Auburn, 1968-69
 Butler, Bill, S, Chattanooga, 1960
 Caffey, Lee Roy, LB, Texas A&M, 1971
 Capone, Warren, LB, Louisiana State, 1975
 Carano, Glenn, QB, Nevada-Las Vegas, 1977-78
 Carrell, Duano, P, Florida State, 1974
 Clark, Mike, K, Texas A&M, 1968-71, 1973
 Clark, Monte, T, Southern California, 1962
 Clark, Phil, CB-S, Northwestern, 1967-69
 Clarke, Frank, TE-WR, Colorado, 1960-67
 Cole, Larry, DE-DT, Hawaii, 1968-78
 Coleman, Ralph, LB, N. Car., A&T, 1972
 Colvin, Jim, DT, Houston, 1964-66
 Cono, Fred, K, Clemson, 1960
 Connelly, Mike, C, Utah State, 1960-67
 Conrad, Bobby Joe, WR, Texas A&M, 1969
 Cooper, Jim, C-G, Temple, 1977-78
 Cronin, Gene, DE, Pacific, 1960
 Cvercko, Andy, S, Northwestern, 1961-62
 Daniels, Dick, S, Pacific (Ore.), 1966-68
 Davis, Donnie, WR, Southern, 1962
 Davis, Kyle, C, Oklahoma, 1975
 Davis, Sonny, LB, Baylor, 1961
 Dennison, Doug, RB, Kutztown State, 1974-78
 Deters, Harold, K, North Carolina St., 1967
 Dial, Buddy, WR, Rice, 1964-66
 Dickson, Paul, T, Baylor, 1960
 Diehl, John, DT, Virginia, 1965
 Ditka, Mike, TE, Pittsburgh, 1969-72
 Doelling, Fred, S, Pennsylvania, 1960
 Donohuo, Leon, G, San Jose State, 1965-67
 Donovan, Pat, T, Stanford, 1975-78
 Doran, Jim, WR, Iowa State, 1960-61
 Dorsett, Tony, RB, Pittsburgh, 1977-78
 Douglas, Merrill, RB, Utah, 1961
 Dowdle, Mike, RB-LB, Texas, 1960-62
 Dugan, Fred, WR, Dayton, 1960
 Dunn, Perry Lee, RB, Mississippi, 1964-65
 DuPree, Billy Joe, TE, Michigan St., 1973-78
 East, Ron, DT, Montana State, 1967-70
 Edwards, Dave, LB, Auburn, 1963-75
 Eidsen, Jim, G-C, Miss. State, 1976
 Falts, Jim, G, Minnesota, 1960-61
 Fisher, Ray, T, Eastern Illinois, 1960
 Fitzgerald, John, G-C, Bost. Coll., 1971-78
 Folkens, Lee, TE, Washington, 1962-64
 Flowers, Richmond, S, Tennessee 1969-71
 Franckhaus, Tom, CB, Purdue, 1960-61
 Frederick, Andy, T, New Mexico, 1977-78
 Fritsch, Toni, K, Vienna, Austria, 1971-73, 1975
 Frost, Ken, DT, Tennessee, 1961-62
 Fry, Bob, T, Kentucky, 1960-64
 Fugett, Joan, TE, Amherst, 1972-75
 Gaechter, Mike, S, Oregon, 1962-69
 Garrison, Walt, RB, Okla. St., 1966-74
 Gent, Pete, WR-TE, Mich. St., 1964-68
 Gibbs, Sonny, QB, Texas Christian, 1963
 Gonzaga, John, DE, no college, 1960
 Granger, Charlie, T, Southern, 1961
 Green, Allen, P-K, Mississippi, 1961
 Green, Cornell, CB-S, Utah State, 1962-74
 Gregg, Forrest, G-T, SMU, 1971
 Gregory, Bill, DT-DE, Wisconsin, 1971-77
 Gregory, Glynn, WR-CB-S, SMU, 1961-62
 Grottkau, Bob, G, Oregon, 1961
 Guy, Buzz, G, Duke, 1960
 Hagen, Halvor, C-G, Weber State, 1969-70
 Hansen, Wayne, LB, Texas Western, 1960
 Harris, Cliff, S, Ouachita, 1970-78
 Harris, Jim, S, Oklahoma, 1961
 Hayes, Bob, WR, Florida A&M, 1965-74
 Hayes, Wendell, RB, Humboldt State, 1963
 Hays, Harold, LB, So. Miss., 1963-67
 Healy, Don, DT, Maryland, 1960-61
 Hegman, Mike, LB, Tennessee State, 1976-78
 Heinrich, Don, QB, Washington, 1960
 Henderson, Thomas, LB, Langston, 1975-78
 Herchman, Bill, DT, Texas Tech, 1960-61
 Herrera, Efron, K, UCLA, 1974, 1976-77
 Hill, Calvin, RB, Yale, 1969-74
 Hill, Tony, WR, Stanford, 1977-78
 Homan, Dennis, WR, Alabama, 1968-70
 Hoopes, Mitch, P, Arizona, 1975
 Houser, John, C-G, Redlands, 1960-61
 Houston, Bill, WR, Jackson State, 1974
 Howard, Percy, WR, Austin Peay, 1975
 Howard, Ron, TE, Seattle, 1974-75
 Howley, Chuck, LB, West Virginia, 1961-73
 Howton, Bill, WR, Rice, 1960-63
 Hoyem, Lynn, C-G, Long Beach, 1962-63
 Hughes, Randy, S, Oklahoma, 1975-78
 Humphrey, Buddy, QB, Baylor, 1961
 Hummann, Ed, DT, Nebraska, 1960
 Hutcherson, Ken, LB, Livingston State, 1974
 Huther, Bruce, LB, New Hampshire, 1977-78
 Isbell, Joe Bob, G, Houston, 1962-65
 Jensen, Jim, RB, Iowa, 1976
 Johnson, Butch, WR, Cal-Riverside, 1976-78
 Johnson, Mike, CB, Kansas, 1966-69
 Johnson, Mitch, G, UCLA, 1965
 Jones, Ed, DE, Tennessee State, 1974-78
 Jordan, Lee Roy, LB, Alabama, 1963-76
 Keller, Mike, LB, Michigan, 1972
 Killian, Gene, G, Tennessee, 1974
 Kimer, Steve, LB, Tennessee, 1970
 Kowakczyk, Walt, RB, Michigan State, 1960
 Kuop, Jake, G, Washington, 1964-65
 Kyle, Aaron, CB, Wyoming, 1975-78
 Laidlaw, Scott, RB, Stanford, 1975-78
 Lawless, Burton, G, Florida, 1975-78
 LeBaron, Eddie, QB, Pacific, 1960-63
 Lewis, D. D., LB, Miss. State, 1968-78
 Lewis, Woodley, WR, Oregon, 1960
 Lilly, Bob, DE-DT, Texas Christian, 1961-74
 Liscio, Tony, T, Tulsa, 1963-64, 1966-71
 Livingston, Warren, CB, Arizona, 1961-66
 Lockett, J. W., RB, Central Okla., 1961-62
 Logan, Obert, S, Trinity (Tex.), 1965-66
 Long, Bob, LB, UCLA, 1962
 Longley, Clint, QB, Abilene Christian, 1974-75
 Lothridge, Billy, P-QB, Georgia Tech, 1964
 Maegle, Dick, S, Rice, 1961
 Manders, Dave, C, Mich. State, 1964-66, 1968-74

Marsh, Amos, RB, Oregon State, 1961-64
 Martin, Harvey, DE, East Texas St., 1973-78
 Mathews, Ray, WR, Clemson, 1960
 McCreary, Bob, T, Wake Forest, 1961
 McDaniels, David, WR, Miss. Val., 1968
 McDonald, Tommy, WR, Oklahoma, 1964
 McIlhenny, Don, RB, SMU, 1960-61
 Mommelaar, Dale, G, Wyoming, 1962-63
 Meredith, Don, QB, SMU, 1960-68
 Meyers, John, DT, Washington, 1962-63
 Montgomery, Mike, RB-WR, Kans. St., 1972-73
 Moody, Jim, CB, Arkansas, 1960
 Morgan, Dennis, RB, Western Illinois, 1974
 Morton, Craig, QB, California, 1965-74
 Murchison, Ola Lee, WR, Pacific, 1961
 Neely, Ralph, G-T, Oklahoma, 1965-77
 Newhouse, Robert, RB, Houston, 1972-78
 Niland, John, G, Iowa, 1966-74
 Nolan, Dick, S, Maryland, 1962
 Norman, Pettis, TE, J. C. Smith, 1962-70
 Norton, Jerry, S, SMU, 1962
 Nutting, Ed, T, Georgia Tech, 1963
 Nye, Blaine, G, Stanford, 1968-76
 Overton, Jerry, S, Utah, 1963
 Parks, Billy, WR, Long Beach State, 1972
 Paters, Jack, LB, Oregon, 1960-61
 Pearson, Drew, WR, Tulsa, 1973-78
 Pearson, Preston, RB, Illinois, 1975-78
 Percival, Mac, K, Texas Tech, 1974
 Perkins, Don, RB, New Mexico, 1961-68
 Peterson, Calvin, LB, UCLA, 1974-75
 Pinder, Cyril, RB, Illinois, 1973
 Poimboeuf, Lance, K, SW La., 1963
 Porterfield, Garry, DE, Tulsa, 1965
 Pugh, Jethro, DT, Eliz. City St., 1965-78
 Putnam, Duane, G, Pacific, 1960
 Rafferty, Tom, G-C, Penn State, 1976-78
 Randall, Tom, DG, Iowa State, 1978
 Randle, Sonny, WR, Virginia, 1968
 Reese, Beasley, CB-WR, N. Texas St., 1976
 Reese, Guy, DT, SMU, 1962-63
 Reeves, Dan, RB, QB, S. Car., 1965-72
 Renfro, Mel, CB-RB, Oregon, 1964-77
 Rentsel, Lance, WR, Oklahoma, 1967-70
 Rhome, Jerry, QB, Tulsa, 1965-68
 Richards, Golden, WR, Hawaii, 1973-78
 Richardson, Glosier, WR, Jack. St., 1971
 Ridgway, Colin, P-K, Lamar Tech, 1965
 Ridlon, Jim, S, Syracuse, 1963-64
 Roach, John, QB, SMU, 1964
 Robinson, Larry, RB, Tennessee, 1973
 Rucker, Regaie, WR, Boston U., 1970-71
 Saldi, Jay, TE, South Carolina, 1976-78
 Sandeman, Bill, DT, Pacific, 1966
 Schaum, Greg, DE, Michigan State, 1976
 Schoenke, Ray, T, SMU, 1963-64
 Scott, Herbert, G, Virginia Union, 1975-78
 Sellers, Roy, WR, Florida State, 1972
 Sontien, Rafael, K, SW Louisiana, 1978
 Sherer, Dave, P, SMU, 1960
 Shy, Les, RB, Long Beach State, 1966-69
 Simmons, Dave, LB, Georgia Tech, 1968
 Smith, J. D., RB, N. Car. A&T, 1965-66
 Smith, Jackie, TE, NW Louisiana, 1978
 Smith, Jim Ray, G-I, Baylor, 1963-64
 Smith, Tody, DE-DT, USC, 1971-72
 Stalls, Dave, DE, Northern Colorado, 1977-78
 Staubach, Roger, QB, Navy, 1969-78
 Steele, Robert, WR, N. Alabama, 1978
 Stephens, Larry, DE, Texas, 1963-67
 Stiger, Jim, RB, Washington, 1963-65
 Stincic, Tom, LB, Michigan, 1969-71
 Stokes, Sim, WR, Northern Arizona, 1967
 Stowe, Otto, WR, Iowa State, 1973
 Strayhorn, Les, RB, East Carolina, 1973-74
 Stynchula, Andy, DE, Penn State, 1968
 Talbert, Don, DE-T, Texas, 1962, 1965, 1971
 Thomas, Bill, RB, Boston College, 1972
 Thomas, Duane, RB, W. Texas St., 1970-71
 Thomas, Ike, CB, Bishop, 1971
 Thurman, Dennis, CB, USC, 1978
 Toomay, Pat, DE, Vanderbilt, 1970-74
 Townes, Willie, DE, Tulsa, 1966-68
 Truax, Billy, TE, Louisiana State, 1971-73
 Tubbs, Jerry, LB, Oklahoma, 1960-67
 Van Raaphorst, Dick, K, Ohio State, 1964
 Villanueva, Danny, P-K, New Mex. St., 1965-67
 Walker, Louie, LB, Colorado State, 1974
 Walker, Malcolm, C, Rice, 1966-69
 Wallace, Rodney, G-T, New Mex., 1971-73
 Walton, Bruce, G, UCLA, 1973-75
 Washington, Mark, CB, Morgan St., 1970-78
 Waters, Charlie, S-CB, Clemson, 1970-78
 Wayt, Russell, LB, Rice, 1965
 Welch, Claxton, RB, Oregon, 1969-71
 White, Danny, QB-P, Arizona State, 1976-78
 White, Randy, LB-DE, Maryland, 1975-78
 Whitfield, A. D., RB, N. Texas St., 1965
 Whittingham, Fred, LB, Cal. Poly, 1969
 Widby, Ron, P, Tennessee, 1968-71
 Wilbur, John, T, Stanford, 1966-69
 Williams, Joe, RB, Wyoming, 1971
 Wisener, Gary, WR, Baylor, 1960
 Woolsey, Rolly, CB-S, Boise State, 1975
 Wright, Rayfield, TE-T, Fr. Valley St., 1967-78
 Youmans, Maury, DE, Syracuse, 1964-65
 Young, Charles, RB, N.C. State, 1974-76

Honor Roll by Colleges

Abilene Christian 1; Alabama 2; Amherst 1; Arizona 3; Arizona State 2; Austin College 1; Austin Peay 1; Baylor 6; Bishop 1; Boise State 1; Boston College 2; Boston U. 1; California 1; California Poly 1; Cal-Riverside 1; Central, Okla., State 1; Chattanooga 1; City College of Los Angeles 1; Clemson 4; Colorado 1; Colorado State 1; Dayton 1; Duke 1; East Carolina 1; East Texas State 1; Eastern Illinois 1; Elizabeth City State 1; Florida 2; Florida A&M 1; Florida State 2; Fort Valley State 1; Georgia Tech 4; Hawaii 2; Heidelberg 1; Henderson J.C. 1; Houston 5; Humboldt State 1; Illinois 2; Indiana 1; Iowa 2; Iowa State 3; Jackson State 2; Johnson C. Smith 1; Kansas 1; Kansas State 1; Kentucky 1; Kutztown State 1; Lamar Tech 1; Langston, Okla. 1; Livingston State 1; Long Beach State 3; Louisiana State 2; Marquette 2; Maryland 4; Michigan 2; Michigan State 8; Minnesota 1; Mississippi 2; Mississippi State 2; Mississippi Valley 1; Montana State 1; Morgan State 1; Naval Academy 1; Nebraska 1; Nevada-Las Vegas 1; New Hampshire 1; New Mexico 3; New Mexico State 1; North Alabama 1; North Carolina A&T 2; North Carolina State 2; North Texas State 2; Northern Arizona 1; Northern Colorado 1; North-west Louisiana 1; North-western 2; Notre Dame 1; Ohio State 1; Oklahoma 7; Oklahoma State 1; Oregon 6; Oregon State 2; Ouachita Baptist 1; Pacific, Calif. 5; Pacific, Ore. 1; Pennsylvania 1; Penn State 2; Pittsburgh 2; Prairie View 1; Purdue 1; Redlands 1; Rice 6; San Jose State 1; Seattle 1; South Carolina 2; Southern California 3; Southern Illinois 1; Southern Methodist 9; Southern Mississippi 2; Southern U. 2; Southwestern Louisiana 2; Stanford 6; Syracuse 2; Temple 1; Tennessee 6; Tennessee State 2; Texas 3; Texas A&M 3; Texas Christian 2; Texas-El Paso 1; Texas Tech 2; Trinity, Tex. 1; Tulsa 5; UCLA 5; Utah 3; Utah State 3; Vanderbilt 2; Villanova 1; Virginia 2; Virginia Union 1; Wake Forest 1; Washington 5; Weber State 1; West Texas State 1; West Virginia 1; Western Illinois 1; Wisconsin 1; Wyoming 3; Yale 1.

Cowboys All-Time Draft

1961

(Drafted 2nd)

- (A) NO CHOICE**
Choice traded along with sixth choice to Washington for EDDIE LeBARON.
- (B) BOB LILLY**
T. Texas Christian University, 6-5, 242 — Choice from Cleveland for first round pick in 1962.
- E. J. HOLUB**
LB, Texas Tech, 6-4, 218 (went to AFL).
- STEW BARBER**
G, Penn State, 6-3, 230 (went to AFL).
- SONNY DAVIS**
E, Baylor, 6-2, 210.
- NO CHOICE**
Choice traded to San Francisco for GENE BABB.
- NO CHOICE**
Choice traded, along with first choice, to Washington for LeBARON.
- ART GILMORE**
HB, Oregon State, 6-0, 200.
- DON TALBERT**
T, Texas, 6-5, 220.
- GLENN GREGORY**
HB, SMU, 6-2, 195.
- NO CHOICE**
Choice traded to Green Bay for FRED CONE.
- NORRIS STEVENSON**
HB, Missouri, 6-1, 205.
- LOWNDES SHINGLER**
QB, Clemson, 6-1, 205.
- DON GOODMAN**
HB, Florida, 6-0, 200.
- BILL SHAW**
T, Georgia Tech, 6-3, 222 (went to AFL).
- JULIUS VARNADO**
T, San Francisco State, 6-4, 220 (went to AFL).
- JERRY STEFFEN**
HB, Colorado, 6-10, 190.
- EVERETT CLOUD**
HB, Maryland, 6-0, 190.
- RANDY WILLIAMS**
HB, Indiana, 6-3, 208.
- LYNN HOYEM**
C, Long Beach State, 6-4, 225.
- JERRY MORGAN**
QB, Iowa State, 6-3, 195.

1962

(Drafted 4th)

- NO CHOICE**
Choice traded to Cleveland for first round pick in 1961 when Cowboys picked BOB LILLY.
- SONNY GIBBS***
QB, TCU, 6-7, 225.
- (A) NO CHOICE**
Choice to Chicago for DON MEREDITH.
- (B) BOBBY PLUMMER**
G, TCU, 6-2, 235 — Choice from Cleveland for DUANE PUTNAM.
- NO CHOICE**
Choice to San Francisco for BILL HERCHMAN.
- NO CHOICE**
Choice to Los Angeles for JIMMY HARRIS.

- (A) DONNIE DAVIS**
E, Southern University, 6-2, 235.
- (B) GEORGE ANDRIE**
E, Marquette, 6-7, 247 — Choice and ALLEN GREEN from New York for FRED DUGAN.
- NO CHOICE**
Choice to Los Angeles for JOHN HOUSER.
- KEN TUREAUD**
B, Michigan, 6-1, 198.
- NO CHOICE**
Choice to Baltimore for DON PERKINS.
- JOHN M. LONGMEYER**
G, Southern Illinois, 6-3, 230.
- LARRY HUDAS**
E, Michigan State, 6-4, 208.
- NO CHOICE**
Choice to Green Bay for STEVE MEILINGER.
- ROBERT MOSES**
E, Texas, 6-3, 211.
- HAROLD HAYS***
G, Southern Mississippi, 6-3, 218.
- GUY REESE**
T, SMU, 6-5, 238.
- ROBERT JOHNSTON**
T, Rice, 6-4, 215.
- RAY JACOBS**
T, Howard Payne, 6-3, 265 (went to AFL).
- DAVE CLOUTIER***
B, Maine, 6-0, 195 (went to AFL).
- PAUL HOLMES**
T, Georgia, 6-5, 220.
- AMOS BULLOCKS**
B, Southern Illinois, 6-1, 197.

1963

(Drafted 6th)

- LEE ROY JORDAN**
LB, Alabama, 6-2, 210.
- NO CHOICE**
Choice traded, along with ninth choice, to Chicago for CHUCK HOWLEY.
- JIM PRICE**
LB, Auburn, 6-3, 225.
- WHALEY HALL***
G, Mississippi, 6-3, 230.
- NO CHOICE**
Choice traded to New York for DICK NO'AN.
- NO CHOICE**
Choice traded to Green Bay for JOHN SUTRO.
- MARV CLOTHIER**
G, Kansas, 6-4, 220.
- NO CHOICE**
Choice traded to Green Bay for LEE FOLKINS.
- NO CHOICE**
Choice traded to Chicago.
- ROD SCHEYER**
T, Washington, 6-2, 220.
- RAY SCHOENKE**
C, SMU, 6-3, 225.
- BILL PERKINS**
B, Iowa, 6-2, 218.
- PAUL WICKER***
T, Fresno State, 6-5, 248.
- LOU CIOCI**
LB, Boston College, 6-2, 225.
- JERRY OVERTON**
B, Utah, 6-2, 192.

*Drafted as Future

- DENNIS GOLDEN**
T, Holy Cross, 6-4, 235.
- ERNEST PARKS***
G, McMurry, 6-4, 230 (went to AFL).
- BILL FRANK**
T, Colorado, 6-4, 250.
- JIM STIGER**
B, Washington, 5-11, 195.
- TOMMY LUCAS**
E, Texas, 6-3, 218.

1964

(Drafted 4th)

- NO CHOICE**
Choice traded to Pittsburgh for BUDDY DIAL.
- MEL RENFRO**
B, Oregon, 6-0, 195.
- NO CHOICE**
Choice traded to Los Angeles for BOB LONG and JOHN MEYERS.
- PERRY LEE DUNN**
B, Mississippi, 6-2, 205.
- NO CHOICE**
Choice traded to Green Bay for GARY BARNES.
- (A) BILLY LOTHRIDGE**
QB, Georgia Tech, 6-1, 188.
- (B) JIM CURRY**
E, Cincinnati, 6-4, 215 — Choice from Cleveland for ANDY CVERCKO.
- (C) JIMMY EVANS**
E, Texas Western, 6-1, 194 — Choice from Green Bay for JERRY NORTON.
- BOB HAYES***
WR, Florida A & M, 5-11, 189.
- AL GEVERINK**
B, UCLA, 6-2, 190.
- JAKE KUPP**
E, Washington, 6-3, 215.
- ROGER STAUBACH***
QB, Navy, 6-2, 190.
- BOBBY CRENSHAW**
G, Baylor, 6-3, 230 (went to AFL).
- JOHNNY NORMAN**
E, Northwestern Louisiana, 6-1, 185.
- JERRY RHOME**
QB, Tulsa, 6-0, 185.
- JIM WORDEN**
LB, Wittenberg, 6-1, 230.
- BILL VAN BURKLEO**
B, Tulsa, 5-11, 185.
- PAUL CERCEL**
C, Pittsburgh, 6-2, 222.
- HARRY ABELL**
E, Missouri, 6-3, 212 (went to AFL).
- NO SELECTION**
Player chosen not eligible.
- H. D. MURPHY**
B, Oregon, 6-0, 190.
- JOHN HUGHES**
LB, SMU, 6-2, 220.

1965

(Drafted 5th)

- CRAIG MORTON**
QB, California, 6-4, 215.
- MALCOLM WALKER**
LB, Rice, 6-4, 245.

3. **NO CHOICE**
Choice traded to Green Bay (who traded it to New York) for JOHN ROACH.
4. (A) **JIM SIDLE**
B, Auburn, 6-2, 215.
4. (B) **BDB SVIHUS**
T, USC, 6-4, 240 (went to AFL) — Choice from Detroit for SONNY GIBBS.
5. **ROGER PETTEE**
LB, Florida, 6-4, 230.
6. **SONNY UTZ**
RB, VPI, 5-11, 215.
7. **BRIG OWENS**
E, Cincinnati, 5-11, 183.
8. **RUSSELL WAYT**
LB, Rice, 6-4, 235.
9. **JIM ZANIOS**
FB, Texas Tech, 6-0, 215.
10. **GAYLON McCOLLOUGH**
C, Alabama, 6-3, 215.
11. **JETHRO PUGH**
T, Elizabeth City, State, 6-6, 255.
12. **ERNIE KELLERMAN**
QB, Miami (Ohio), 6-0, 175.
13. **JACK SCHRAUB**
E, California, 6-5, 210.
14. **GARRY PORTERFIELD**
E, Tulsa, 6-3, 235.
15. **GENE FOSTER**
B, Arizona State, 6-0, 195 (went to AFL).
16. **DOUG McDOUGAL**
E, Oregon State, 6-4, 228.
17. **MITCH JOHNSON**
T, UCLA, 6-4, 245.
18. **MARTIN AMSLER**
T, Evansville, 6-5, 250.
19. **MARY RETTENMUND**
HB, Ball State, 5-10, 195.
20. **RON BARLOW***
T, Kansas State, 6-2, 230.

1966 (Drafted 5th)

1. **JOHN NILAND**
G, Iowa, 6-3, 245.
2. **WILLIE TOWNES***
DE, Tulsa 6-5, 265.
3. **NO CHOICE**
Choice to San Francisco for LEON DONOHUE.
4. **NO CHOICE**
Choice to Baltimore for RALPH NEELY.
5. (A) **NO CHOICE**
Choice to San Francisco for J. D. SMITH.
5. (B) **WALT GARRISON**
RB, Oklahoma State, 6-0, 209 — Choice from Baltimore thru Detroit for AMOS MARSH.
6. **BOB DUNLEVY**
E, West Virginia, 6-4, 195.
7. **ART ROBINSON**
E, Florida A & M, 6-0, 208.
8. **DON KUNIT**
RB, Penn State, 6-2, 200.
9. **DARRELL ELAM**
FL, West Virginia Tech, 6-2, 189.
14. **LEWIS TURNER**
RB, Norfolk State, 6-2, 183.
15. **MARK GARTUNG***
DT, Oregon State, 6-4, 255.
16. **TOM PIGGEE**
RB, San Francisco State, 5-11, 200.
17. **GEORGE ALLEN**
T, West Texas State, 6-7, 245 (went to AFL).

18. **STEVE ORR**
DT, Washington, 6-4, 230.
19. **BYRON JOHNSON**
E, Central Washington State, 6-5, 255.
20. **LOU HUDSON**
FL, Minnesota, 6-5, 220.

1967 (Drafted 23rd)

1. **NO CHOICE**
Choice given along with second and two fifths, to Houston for RALPH NEELY.
2. **NO CHOICE**
NEELY trade.
3. **PHIL CLARK**
DB, Northwestern, 6-2, 207.
4. **CURTIS MARKER**
G, Northern Michigan, 6-2, 253.
5. (A) **NO CHOICE**
Choice and JIM STEFFEN from Washington for BRIG OWENS. MITCH JOHNSON & JAKE KUPP: NEELY trade.
5. (B) **NO CHOICE**
Choice from Cleveland for JOE BOB ISBELI: NEELY trade.
5. (C) **NO CHOICE**
Choice to Green Bay for HENRY GREMMINGER.
6. **SIMS STOKES**
E, Northern Arizona, 6-1, 198.
7. **RAYFIELD WRIGHT**
T, Ft. Valley State, 6-7, 235.
8. **STEVE LAUB**
QB, Illinois Wesleyan, 6-1, 190.
9. **BYRON MORGAN**
DB, Findlay (Ohio), 6-3, 212.
10. **EUGENE BOWEN**
RB, Tennessee A&I, 5-8, 210.
10. **MASON MITCHELL**
RB, Washington, 6-1, 170.
11. **AUSTIN DENNEY***
E, Tennessee, 6-2, 225.
12. (A) **LES SHY**
RB, Long Beach State, 6-1, 200 — Choice from Pittsburgh for LEE FOLKINS.
12. (B) **CRAIG BAYNHAM***
RB, Georgia Tech, 6-1, 200.
13. **RONNIE LAMB**
B, South Carolina, 6-2, 216.
11. **PAT RILEY**
E, Kentucky, 6-2, 205.
12. **HAROLD DETERS**
K, North Carolina State, 6-0, 200.
13. **AL KERKIAN**
DE, Akron 5-6, 235.
14. **TOM BOYD**
G, Tarleton State, 6-3, 250.
15. **LEAVIE DAVIS**
DB, Edward Waters College (Florida), 6-4, 210.
16. **PAUL BROTHERS**
HB, Oregon State, 6-1, 195.
17. **GEORGE ADAMS**
LB, Morehead State (Kentucky), 6-2, 218.

1968 (Drafted Alternately 20th, 19th, 21st)

1. **DENNIS HOMAN**
FL, Alabama, 6-1, 181.
2. **DAVID McDANIELS**
E, Mississippi Valley, 6-4, 200.

3. (A) **NO CHOICE**
Choice to Minnesota for LANCE RENTZEL.
3. (B) **ED HARMON**
LB, Louisville, 6-4, 246 — Choice from Chicago for AUSTIN DENNEY and MAC PERCIVAL.
4. (A) **NO CHOICE**
Choice to New Orleans for LARRY STEPHENS.
4. (B) **JOHN DOUGLAS**
LB, Missouri, 6-2, 215 — Choice from New York for JIM COLVIN.
5. **BLAINE NYE**
G, Stanford, 6-4, 255.
6. **D. D. LEWIS**
LB, Mississippi State, 6-1, 210.
7. **BOB TAUCHER**
T, Nebraska, 6-4, 251.
8. **FRANK BROWN**
DE, Albany (Ga.) State, 6-3, 249.
9. **KEN KMIEC**
DB, Illinois, 6-2, 187.
10. **BEN OLISON**
FL, Kansas, 6-1, 170.
11. **RON SHOTTS**
RB, Oklahoma, 6-0, 206.
12. **WILSON WHITTY**
LB, Boston University, 6-3, 224.
13. **CARTER LORD**
TE, Harvard, 6-2, 214.
14. **RON WILLIAMS**
DB, West Virginia, 6-2, 190.
15. **TOMMY LUNCFORD**
P, Auburn, 6-2, 202.
16. **LARRY COLE**
DE, Hawaii 5-5 250.
17. **GEORGE NORDGREN**
RB, Houston, 6-0, 200.

1969 (Drafted Alternately 24th, 23rd, 22nd)

1. **CALVIN HILL**
RB, Yale, 6-3, 230.
2. **RICHMOND FLOWERS**
WR, Tennessee, 6-0, 183.
3. (A) **TOM STINCIC**
LB, Michigan, 6-2, 226.
3. (B) **HALVOR HAGEN**
DE, Weber State, 6-5, 250 — Choice from San Francisco for HAROLD HAYS.
4. **NO CHOICE**
Choice to New Orleans for DAVE SIMMONS.
5. (A) **NO CHOICE**
Choice to Baltimore for ANDY STYNCHULA.
5. (B) **CHUCK KYLE**
LB, Purdue, 6-1, 220 — Choice from Los Angeles for COY BACON.
6. **RICH SHAW**
FL, Arizona State, 6-4, 205.
7. **LARRY BALES**
WR, Emory & Henry, 5-11, 185.
8. **ELMER BENHARDT**
LB, Missouri, 6-2, 200.
9. **CLAXTON WELCH**
RB, Oregon 5-11, 200.
10. **STUART GOTTLIEB**
G, Weber State 6-5, 250.
11. **CLARENCE WILLIAMS**
DT, Prairie View A & M, 6-5, 250.
12. **BOB BELDEN**
QB, Notre Dame, 6-2, 210.
13. **RENE MATISON**
WR, New Mexico, 6-0, 185.
14. **GERALD LUTRI**
T, Northern Michigan, 6-4, 256.

15. **BILL JUSTUS**
DB, Tennessee, 6-1, 180.
16. **FLOYD KERR**
DB, Colorado State, 6-3, 195.
17. **BILL BAILEY**
DT, Lewis & Clark, 6-4, 260.

1970

(Drafted 23rd)

1. **DUANE THOMAS**
RB, West Texas, 6-1, 220.
2. (A) **BOB ASHER**
T, Vanderbilt, 6-5, 250 — Choice from Chicago for CRAIG BAYN-HAM and PHIL CLARK.
2. (B) **MARGENE ADKINS**
WR, Henderson J. C., 5-10, 183.
3. (A) **CHARLIE WATERS**
CB, Clemson, 6-1, 193 — Choice from Houston through Cleveland for JERRY RHOME.
3. (B) **STEVE KINER**
LB, Tennessee, 6-1, 220 — Choice from Cleveland for JERRY RHOME.
3. (C) **DENTON FOX**
S, Texas Tech, 6-2, 205.
4. **JOHN FITZGERALD**
T, Boston College, 6-4, 265.
5. **NO CHOICE**
Choice to St. Louis for BOBBY JOE CONRAD.
6. **PAT TOOMAY**
DE, Vanderbilt, 6-5, 230.
7. **DON ABBEY**
LB, Penn State, 6-2, 252.
8. **JERRY DOSSY**
C, Arkansas, 6-4, 244.
9. **ZENON ANDRUSYSHYN**
K, UCLA, 6-2, 212.
10. **PETE ATHAS**
S, Duke, 6-0, 186.
11. **IVAN SOUTHERLAND**
DT, Clemson, 6-4, 246.
12. **JOE WILLIAMS**
RB, Wyoming, 6-1, 193.
13. **MARK WASHINGTON**
CB, Morgan State, 5-11, 183.
14. **JULIAN MARTIN**
WR, North Carolina Central, 6-3, 190.
15. **KEN DeLONG**
TE, Tennessee, 6-2, 223.
16. **SEABERN HILL**
CB, Arizona State, 6-2, 195.
17. **GLENN PATTERSON**
C, Nebraska, 6-3, 220.

1971

(Drafted 25th)

1. **TODY SMITH**
DE, Southern California, 6-5, 250.
2. **ISAAC THOMAS**
CB, Bishop, 6-2, 190.
3. (A) **SAM SCARBER**
RB, New Mexico, 6-2, 235 — Choice from St. Louis for JOHN WILBUR.
3. (B) **BILL GREGORY**
DE, Wisconsin, 6-5, 240.
4. (A) **JOE CARTER**
TE, Grambling, 6-3, 219 — Choice from New Orleans for WILLIE TOWNES.
4. (B) **BUDDY MITCHELL**
T, Mississippi, 6-5, 232.
5. **RON KADZIEL**
LB, Stanford, 6-3, 215.
6. **STEVE MAIER**
WR, Northern Arizona, 6-3, 192.

7. **BILL GRIFFIN**
T-G, Catawba, 6-5, 250.
8. **RON JESSIE**
WR, Kansas, 6-0, 183.
9. **HONOR JACKSON**
WR, Pacific, 6-2, 190.
10. **RODNEY WALLACE**
DT, New Mexico, 6-5, 260.
11. **ERNEST BONWELL**
LB, Lane College, 6-4, 225.
12. **STEVE GOEPEL**
QB, Colgate, 6-1½, 200.
13. **JAMES FORD**
RB, Texas Southern, 6-0, 200.
14. **TYRONE COUEY**
DB, Utah State, 6-1½, 194.
15. **BOB YOUNG**
TE, Delaware, 6-5, 250.
16. **JOHN BRENNAN**
T, Boston College, 6-2½, 260.
17. **JOHN BOMER**
C, Memphis State, 6-3, 230.

1972

(Drafted 26th)

1. **BILL THOMAS**
RB, Boston College, 6-2, 225.
2. (A) **ROBERT NEWHOUSE**
RB, Houston, 5-10, 202 — Choice from New England for HALVOR HAGEN and HONOR JACKSON.
2. (B) **JOHN BABINECZ**
LB, Villanova, 6-1, 222 — Choice from New Orleans for MARGENE ADKINS.
2. (C) **CHARLES McKEE**
WR, Arizona, 6-2, 199.
3. (A) **MIKE KELLER**
LB, Michigan, 6-4, 221 — Choice from New England for HALVOR HAGEN and HONOR JACKSON.
3. (B) **MARY BATEMAN**
P-K, Utah, 6-4, 213.
4. (A) **TIM KEARNEY**
LB, Northern Michigan, 6-2, 225 — Choice from New Orleans for JOE WILLIAMS.
4. (B) **ROBERT WEST**
WR, San Diego State, 6-4, 218 — Choice from New England for STEVE KINER.
4. (C) **CHARLES ZAPIC**
LB, Penn State, 6-2, 222 — Choice from Detroit for RON JESSIE.
4. (D) **NO CHOICE**
Choice to New Orleans for DON TALBERT.
5. **NO CHOICE**
Choice to San Diego for TONY LISCIQ.
6. **CHARLES BOLDEN**
DB, Iowa, 6-3, 195.
7. **NO CHOICE**
Choice to Chicago for LEE ROY CAFFEY.
8. **RALPH COLEMAN**
LB, North Carolina A&T, 6-4, 216.
9. **ROY BELL**
RB, Oklahoma, 5-10, 208.
10. **RICHARD AMMAN**
DE, Florida State, 6-5, 234.
11. **LONNIE LEONARD**
T-G, North Carolina A&T, 6-4, 244.
12. **JIMMY HARRIS**
WR, Ohio State, 5-10, 180.
13. **JEAN FUGETT**
TE, Amherst, 6-3, 219.
14. **ALAN THOMPSON**
RB, Wisconsin, 6-0, 225.

15. **CARLOS ALVAREZ**
WR, Florida, 5-10, 184.
16. **GORDON LONGMIRE**
QB, Utah, 6-1, 205.
17. **ALFONSO CAIN**
DT, Belhune-Cookman, 6-3, 271.

1973

(Drafted Alternately 20th, 22nd and 21st)

1. **BILLY JOE DuPREE**
TE, Michigan State, 6-4, 225.
2. (A) **GOLDEN RICHARDS**
WR, Hawaii, 6-0, 172 — Choice from Green Bay for RON WIDBY and IKE THOMAS.
2. (B) **NO CHOICE**
Choice to Chicago as compensation for signing JACK CONCANNON.
3. (A) **HARVEY MARTIN**
DT, East Texas State, 6-5, 262 — Choice from Houston through New Orleans for TOM STINCIC.
3. (B) **NO CHOICE**
Choice to New England for RON SELLERS.
4. **DRANE SCRIVENER**
DB, Tulsa, 6-0, 176.
5. **BRUCE WALTON**
T, UCLA, 6-5, 251.
6. **BOB LEYEN**
C, Yale, 6-4, 256.
7. **RODRIGO BARNES**
LB, Rice, 6-1, 215.
8. **DAN WERNER**
QB, Michigan State, 6-4, 195.
9. **MIKE WHITE**
CB, Minnesota, 6-0, 196.
10. **CARL JOHNSON**
LB, Tennessee, 6-1, 225.
11. **GERALD CASWELL**
C, Colorado State, 6-4, 250.
12. **JIM ARNESON**
G, Arizona, 6-3, 236.
13. **JOHN SMITH**
WR, UCLA, 6-1, 187.
14. **BOB THORNTON**
G-C, North Carolina, 6-3, 234.
15. **WALT BAISY**
LB, Grambling, 6-2, 222.
16. **JOHN CONLEY**
TE, Hawaii, 6-2, 228.
17. **LES STRAYTHORN**
RB, East Carolina, 5-10, 205.

1974

(Drafted Alternately 22nd, 21st, 20th and 23rd)

1. (A) **ED JONES**
DE, Tennessee State, 6-8, 260 — Choice from Houston for TODY SMITH and BILLY PARKS.
1. (B) **CHARLES YOUNG**
RB, North Carolina State, 6-1, 215.
2. **NO CHOICE**
Choice and RON SELLERS to Miami for OTTO STOWE.
3. (A) **DANNY WHITE**
QB, Arizona State, 6-2, 180 — Choice from Houston for TODY SMITH and BILLY PARKS.
3. (B) **CALVIN PETERSON**
LB, UCLA, 6-3, 218.
4. (A) **KEN HUTCHERSON**
LB, Livingston State, 6-1, 214 — Choice from Oakland for GLOSTER RICHARDSON.

4. (B) **ANDY ANDRADE**
RB-DB, Northern Michigan, 5-11, 193.
5. **JOHN KELSEY**
T, Missouri, 6-6, 226.
6. **JIM BRIGHT**
DB, UCLA, 6-1, 210.
7. **RAYMOND NESTER**
LB, Michigan State, 6-2, 224.
8. **MIKE HOLT**
DB, Michigan State, 5-11, 176.
9. **BILL DULIN**
T, Johnson C. Smith, 6-6, 244.
10. **DENNIS MORGAN**
DB, Western Illinois, 5-11, 203.
11. **HARVEY MCGEE**
WR, Southern Mississippi, 6-2, 209.
12. **KEITH BOBO**
QB, Southern Methodist, 6-3, 196.
13. **FRED LIMA**
K, Colorado, 5-9, 202.
14. **DOUG RICHARDS**
DB, Brigham Young, 6-4, 185.
15. **BRUCE CRAFT**
DT, Geneva, Pa., 6-4, 232.
16. **GENE KILLIAN**
T, Tennessee, 6-4, 225.
17. **LAWRIE SKOLROOD**
T, North Dakota, 6-5, 230.

1975

(Drafted 18th)

1. (A) **RANDY WHITE**
DE, Maryland, 6-4, 250. — Choice from N. Y. Giants for CRAIG MORTON.
1. (B) **THOMAS HENDERSON**
LB, Langston, 6-2, 214.
2. **BURTON LAWLESS**
G, Florida, 6-4, 253.
3. **BOB BREUNIG**
LB, Arizona State, 6-2, 236.
4. (A) **PAT DONOVAN**
DE, Stanford, 6-5, 240. — Choice from Houston for MIKE MONTGOMERY.
4. (B) **RANDY HUGHES**
DB, Oklahoma, 6-4, 209.
5. (A) **KYLE DAVIS**
C, Oklahoma, 6-3, 240. — Choice from Green Bay for JACK CANNON.
5. (B) **NO CHOICE**
Choice to Cincinnati for CLINT LONGLEY.
6. **ROLLY WOOLSEY**
DB, Boise State, 6-1, 175.
7. **MICHAEL HEGMAN**
LB, Tennessee State, 6-4, 220.
8. **MITCH HOOPES**
P, Arizona, 6-0, 210.
9. **ED JONES**
DB, Rutgers, 6-0, 193.
10. **DENNIS BOOKER**
RB, Millersville State, 6-1, 235.
11. **GREG KRPALEK**
C, Oregon State, 6-5, 242.
12. **CHUCK BLAND**
DB, Cincinnati 5-11, 188.
13. **HERBERT SCOTT**
G, Virginia Union, 6-2, 248.
14. **SCOTT LAIDLAW**
RB, Stanford 6-0, 206.
15. **WILLIE HAMILTON**
RB, Arizona 5-11, 182.
16. **PETE CLARK**
TE, Colorado State, 6-4, 234.
17. **JIM TESTERMAN**
TE, Dayton, 6-5, 225.

1976

(Drafted 27th)

1. **AARON KYLE**
DB, Wyoming, 5-11, 183.
2. (A) **JIM JENSEN**
RB, Iowa, 6-4, 226. — Choice from N.Y. Giants for CRAIG MORTON.
2. (B) **JIM EIDSON**
G, Mississippi St., 6-4, 253.
3. (A) **DUKE FERGERSON**
WR, San Diego St., 6-1, 186. — Choice from San Francisco for BOB HAYES.
3. (B) **JOHN SMITH**
RB, Boise State, 6-0, 191. — Choice from Denver for OTTO STOWE.
3. (C) **BUTCH JOHNSON**
WR, UC-Riverside, 6-1, 175.
4. **TOM RAFFERTY**
G, Penn State, 6-3, 248.
5. **WALLY PESUIT**
T, Kentucky, 6-4, 260.
6. **GREG MCGUIRE**
T, Indiana, 6-3, 255.
7. (A) **GREG SCHAUM**
DT, Michigan State, 6-4, 246. — Choice from San Diego for KEN HUTCHERSON.
7. (B) **DAVID WILLIAMS**
RB, Colorado, 6-2, 210.
8. **HENRY LAWS**
DB, South Carolina, 5-10, 171.
9. **BEASLEY REECE**
DB, North Texas, 6-1, 193.
10. **LEROY COOK**
DE, Alabama, 6-4, 212.
11. **CORNELIUS GREEN**
QB, Ohio, 5-11, 170.
12. **CHARLES McSHANE**
LB, Cal Lutheran, 6-2, 211.
13. **MARK DRISCOLL**
QB, Colorado St., 6-1, 184.
14. **LARRY MUSHINSKIE**
TE, Nebraska, 6-3, 217.
15. **DALE CURRY**
LB, UCLA, 6-2, 222.
16. **RICH COSTANZO**
T, Nebraska, 6-4, 260.
17. **STAN WOODFILL**
K, Oregon, 6-0, 190.

1977

(Drafted Alternately 24th, 25th and 26th)

1. **TONY DORSETT**
RB, Pittsburgh, 5-11, 192. — Choice from Seattle for Cow-boys' first-round choice and three second-round choices.
2. **GLENN CARANO**
QB, Nevada-Las Vegas, 6-3, 195. — Choice from Seattle for DUKE FERGERSON.
3. (A) **TONY HILL**
WR, Stanford, 6-2, 196. — Choice from Philadelphia for JOHN NILAND.
3. (B) **VAL BELCHER**
G, Houston, 6-3, 250.
4. **GUY BROWN**
LB, Houston, 6-4, 215.
5. **ANDY FREDERICK**
OL, New Mexico, 6-6, 241.
6. **JIM COOPER**
T, Temple, 6-5, 252.

7. **DAVID STALLS**
DT, Northern Colorado, 6-4, 236.
8. (A) **AL CLEVELAND**
DL, Pacific, 6-4, 246. — Choice from San Diego for MITCH HOOPES.
8. (B) **FRED WILLIAMS**
RB, Arizona State, 5-10, 189.
9. **MARK CANTRELL**
C, North Carolina, 6-3, 252.
10. **STEVE DEBERG**
QB, San Jose State, 6-2, 205.
11. **DON WARDLOW**
TE, Washington, 6-6, 230.
12. **GREG PETERS**
OL, California, 6-5, 257.

1978

(Drafted 28th)

1. **LARRY BETHEA**
DL, Michigan State, 6-5, 258.
2. **TODD CHRISTENSEN**
RB-TE, Brigham Young, 6-3, 224.
3. **DAVID HUGGINS**
OL, Oklahoma, 6-5, 245.
4. **ALDIS BLACKWELL**
RB, Houston, 5-11, 194.
5. **RICH ROSEN**
G, Syracuse, 6-3, 242.
6. **HAROLD RANDOLPH**
LB, East Carolina, 6-1, 191.
7. **TOM RANDALL**
DT, Iowa State, 6-5, 248.
8. **HOMER BUTLER**
WR, UCLA, 6-1, 184.
9. **RUSS WILLIAMS**
DB, Tennessee, 6-1, 197.
10. **BARRY TOMASETTI**
OL, Iowa, 6-3, 249.
11. **DENNIS THURMAN**
S, Southern Cal., 5-11, 172.
12. **LEE WASHBURN**
OL, Montana State, 6-6, 253.

1979

(Drafted 27th)

1. **ROBERT SHAW**
C, Tennessee, 6-4, 252.
2. **AARON MITCHELL**
CB, Nevada-Las Vegas, 6-1, 196.
3. **DOUG COSBIE**
TE, Santa Clara, 6-6, 230.
4. **RALPH DeLOACH**
DE, California, 6-5, 254.
5. (A) **BOB HUKILL**
OL, North Carolina, 6-5, 250.
5. (B) **CURTIS ANDERSON**
DE, Central State (ID), 6-6, 240.
5. (C) **RON SPRINGS**
RB, Ohio State, 6-0, 197.
6. (A) **TIM LAVENDER**
CB, So. California, 6-3, 187.
6. (B) **MIKE SALZANO**
OL, North Carolina 6-3, 242.
6. (C) **CHRIS DeFRANCE**
WR, Arizona St., 6-1, 205.
7. **GREG FITZPATRICK**
LB, Youngstown, 6-2, 227.
8. **BRUCE THORNTON**
DT, Illinois, 6-5, 266.
9. **GARRY COBB**
LB, So. California, 6-2, 209.
10. **MIKE CALHOUN**
DT, Notre Dame, 6-4, 228.
12. **QUENTIN LOWRY**
LB, Youngstown, 6-2, 225.

Cowboys Honors

PRO BOWL

- 1961—Jim Doran, WR (1st appearance).
1962—Dick Bielski, TE (1); Don Perkins, RB (1).
1963—Don Bishop, CB (1); Eddie LeBaron, QB (1); Bob Lilly, DE (1); Don Perkins, RB (2); Jerry Tubbs, LB (1).
1964—Sam Baker, K (1); Lee Folkins, TE (1); Don Perkins, RB (3).
1965—Bob Lilly, DT (2); Mel Renfro, S (1).
1966—Cornell Green, CB (1); Mel Renfro, S (2); Chuck Howley, LB (1); George Andrie, DE (1); Bob Lilly, DT (3); Bob Hayes, WR (1).
1967—George Andrie, DE (2); Cornell Green, CB (2); Bob Hayes, WR (2); Chuck Howley, LB (2); Bob Lilly, DT (4); Dave Manders, C (1); Don Meredith, QB (1); Don Perkins, RB (4); Mel Renfro, S (3).
1968—George Andrie, DE (3); Cornell Green, CB (3); Bob Hayes, WR (3); Chuck Howley, LB (3); Lee Roy Jordan, LB (1); Bob Lilly, DT (5); Ralph Neely, T (1); Don Perkins, RB (5); Mel Renfro, S (4).
1969—George Andrie, DE (4); Chuck Howley, LB (4); Lee Roy Jordan, LB (2); Bob Lilly, DT (6); Don Meredith, QB (2); John Niland, G (1); Don Perkins, RB (6); Mel Renfro, S (5).
1970—George Andrie, DE (5); Calvin Hill, RB (1); Chuck Howley, LB (5); Lee Roy Jordan, LB (3); Bob Lilly, DT (7); Ralph Neely, T (2); John Niland, G (2); Mel Renfro, S (6).
1971—Bob Lilly, DT (8); John Niland, G (3); Mel Renfro, CB (7).
1972—Bob Lilly, DT (9); John Niland, G (4); Mel Renfro, CB (8); Cornell Green, S (4); Rayfield Wright, T (1); Roger Staubach, QB (1); Ron Widby, P (1); Chuck Howley, LB (6); Duane Thomas (1, injured).
1973—Bob Lilly, DT (10, injured); Mel Renfro, CB (9); Cornell Green, S (5); John Niland, G (5); Calvin Hill, RB (2); Rayfield Wright, T (2); Walt Garrison (1).
1974—Mel Renfro, CB (10); John Niland, G (6); Rayfield Wright, T (3); Bob Lilly, DT (11, injured); Lee Roy Jordan, LB (4, injured); Calvin Hill, RB (3, injured).
1975—Lee Roy Jordan, LB (5); Rayfield Wright, T (4); Calvin Hill, RB (4); Cliff Harris, S (1); Blaine Nye, G (1); Drew Pearson, WR (1).
1976—Cliff Harris, S (2); Rayfield Wright, T (5).
1977—Billy Joe DuPree, TE (1); Cliff Harris, S (3); Harvey Martin, DE (1); Blaine Nye, G (2); Drew Pearson, WR (2); Roger Staubach, QB (2); Charlie Waters, S (1); Rayfield Wright, T (6).
1978—Billy Joe DuPree, TE (2); Cliff Harris, S (4); Efen Herrera, K (1); Harvey Martin, DE (2); Drew Pearson, WR (3); Roger Staubach, QB (3); Charlie Waters, S (2); Randy White, DT (1).
1979—Tony Dorsett, RB (1); Billy Joe DuPree, TE (3); Cliff Harris, S (5); Thomas Henderson, LB (1); Tony Hill, WR (1); Harvey Martin, DE (3); Roger Staubach, QB (4); Charlie Waters, S (3); Randy White, DT (2).

ALL-PRO

- 1962—Don Perkins, RB (1), (AP, NEA); Jerry Tubbs, LB (1), (Sporting News).
1963—Chuck Howley, LB (1), (Sporting News).
1964—Frank Clarke, TE-WR (1), (AP); Bob Lilly, DT (1), (AP, UPI, NEA); Jim Ridlon, DB (1), (Sporting News).
1965—Bob Lilly, DT (2), (AP, UPI, NEA, Sporting News); Mel Renfro, S (1), (NEA, Sporting News); Bob Hayes, WR (1), (Sporting News).
1966—Bob Hayes, WR (2), (AP, UPI, NEA, Sporting News); Bob Lilly, DT (3), (AP, UPI, NEA, Sporting News); Chuck Howley, LB (2), (AP, UPI, NEA); Cornell Green, CB (1), (AP, NEA, Sporting News); Dan Reeves, RB (1), (Sporting News); Ralph Neely, T (1), (Sporting News); Lee Roy Jordan, LB (1), (Sporting News).
1967—George Andrie, DE (1), (Sporting News); Cornell Green, CB (2), (NEA, UPI, AP, Sporting News); Bob Hayes, WR (3), (Sporting News); Chuck Howley, LB (3), (AP, Sporting News); Bob Lilly, DT (4), (NEA, UPI, AP, Sporting News); Ralph Neely, T (2), (UPI, AP, Sporting News); Mel Renfro, S (2), (Sporting News).
1968—Cornell Green, CB (3), (NEA); Bob Hayes, WR (4), (AP); Chuck Howley, LB (4), (AP, NEA); Bob Lilly, DT (5), (AP, UPI, NEA); Ralph Neely, T (3), (AP, UPI, NEA).

- 1969—Cornell Green, CB (4), (UPI); Calvin Hill, RB (1), (AP, UPI); Chuck Howley, LB (5), (AP, UPI, NEA); Bob Lilly, DT (6), (AP, NEA); Ralph Neely, T (4), (AP, UPI, NEA); John Niland, G (1), (AP); Mel Renfro, S (3), (NEA).
- 1970—Chuck Howley, LB (6), (PFWA, AP).
- 1971—Bob Lilly, DT (7), (AP, PFWA, NEA); Mel Renfro, CB (4), (NEA); John Niland, G (2), (AP, PFWA); Rayfield Wright, T (1), (AP, PFWA).
- 1972—Rayfield Wright, T (2), (PFWA, AP, UPI, NEA); John Niland, G (3), (AP); Blaine Nye, G (1), (NEA).
- 1973—Mel Renfro, CB (5), (NEA, PFWA); Rayfield Wright, T (3), (AP, PFWA); Lee Roy Jordan, LB (2), (NEA, PFWA); Calvin Hill, RB (2), (PFWA).
- 1974—Drew Pearson, WR (1), (AP, PFWA).
- 1975—Cliff Harris, S (1), (NEA); Rayfield Wright, T (4), (NEA).
- 1976—Cliff Harris, S (2), (AP, NEA, PFWA); Drew Pearson, WR (2), (AP, PFWA).
- 1977—Cliff Harris, S (3); (AP, NEA, PFWA); Efen Herrera, K (1), (AP, NEA, PFWA); Harvey Martin, DE (1), (AP, NEA, PFWA); Drew Pearson, WR (3), (AP, NEA, PFWA); Charlie Waters, S (1), (PFWA).
- 1978—Cliff Harris, S (4), (AP, PFWA); Charlie Waters, S (2), (NEA, PFWA); Randy White, DT, (1), (AP, NEA, PFWA).

1978 All-NFL Team

(Selected by Associated Press, Newspaper Enterprise Association, and Professional Football Writers Association)

OFFENSE

Lynn Swann, Pittsburgh (AP, NEA, PFWA)	Wide Receiver
Wes Walker, New York Jets (AP, NEA, PFWA)	Wide Receiver
Dave Casper, Oakland (AP, NEA, PFWA)	Tight End
Dan Dierdorf, St. Louis (AP, NEA, PFWA)	Tackle
Leon Gray, New England (AP, PFWA)	Tackle
Russ Washington, San Diego (NEA)	Tackle
John Hannah, New England (AP, NEA, PFWA)	Guard
Joe DeLamielleure, Buffalo (NEA, PFWA)	Guard
Bob Kuechenberg, Miami (AP)	Guard
Mike Webster, Pittsburgh (AP, NEA, PFWA)	Center
Terry Bradshaw, Pittsburgh (AP, PFWA)	Quarterback
Jim Zorn, Seattle (NEA)	Quarterback
Earl Campbell, Houston (AP, NEA, PFWA)	Running Back
Walter Payton, Chicago (NEA, PFWA)	Running Back
Del Williams, Miami (AP)	Running Back
Frank Corral, Los Angeles (NEA, PFWA)	Kicker
Pat Leahy, New York Jets (AP)	Kicker
Rick Upchurch, Denver (AP, PFWA)	Kick Returner

DEFENSE

Al Baker, Detroit (AP, NEA, PFWA)	Defensive End
Jack Youngblood, Los Angeles (AP, NEA, PFWA)	Defensive End
RANDY WHITE, DALLAS (AP, NEA, PFWA)	Defensive Tackle
Louis Kelcher, San Diego (AP, NEA, PFWA)	Defensive Tackle
Randy Gradishar, Denver (AP, NEA, PFWA)	Middle Linebacker
Jack Ham, Pittsburgh (AP, NEA, PFWA)	Linebacker
Robert Brazile, Houston (AP, NEA, PFWA)	Linebacker
Louis Wright, Denver (AP, NEA, PFWA)	Cornerback
Willie Buchanon, Green Bay (AP, PFWA)*	Cornerback
Mike Haynes, New England (NEA, PFWA)*	Cornerback
CHARLIE WATERS, DALLAS (NEA, PFWA)	Safety
Thom Darden, Cleveland (NEA, PFWA)†	Safety
CLIFF HARRIS, DALLAS (AP, PFWA)†	Safety
Ken Houston, Washington (AP)	Safety
Ray Guy, Oakland (AP, NEA, PFWA)	Punter

*Haynes and Buchanon tied in PFWA balloting.

†Darden and Harris tied in PFWA balloting.

Cowboys 1979 Rookie Roster

NAME	POS.	HT.	WT.	BIRTHDATE	COLLEGE	HOW ACQ.
Alexander, Greg	DB	6-3	206	3/22/57	Southern Arkansas	FA
Anderson, Curtis	DL	6-6	250	5/16/57	Central (Ohio) State	D-5B
Armstrong, Adger	RB	6-0	200	6/21/57	Texas A&M	FA
Beal, Mike	DL	6-5	245	8/12/56	Kansas	FA
Branson, Joseph	S	6-2	180	1/27/56	Livingstone (N.C.) College	FA
Brumfield, Marschell	RB	6-1	190	10/21/56	Youngstown State	FA
Calhoun, Mike	DL	6-4	240	5/6/57	Notre Dame	D-10
Campbell, Wayne	T	6-3	275	3/22/55	Florida A&M	FA
Cernansky, Dan	LB	6-1	220	5/17/57	Waynesburg	FA
Cobb, Garry	LB	6-2	220	3/16/57	Southern California	D-9
Cosbie, Doug	TE	6-6	230	3/27/56	Santa Clara	D-3
Dansler, Kelton	LB	6-0	215	1/29/56	Ohio State	FA
DeFrance, Chris	WR	6-1	205	9/13/56	Arizona State	D-6C
DeLoach, Ralph	DL	6-5	255	1/13/57	California	D-4
Dillon, Doug	DB	6-1	180	6/28/56	Jackson State	FA
Dyson, Dikki	WR	6-1	195	8/18/56	Arkansas State	FA
Fitzpatrick, Greg	LB	6-2	230	3/29/57	Youngstown State	D-7
Flynn, Tom	DB	6-0	180	4/8/57	Notre Dame	FA
Foxx, Frank	RB	5-10	183	2/21/57	Tennessee	FA
Freeman, Dennis	DL	6-3	245	12/28/55	Colorado State	FA
Gates, Isiah	DB	6-1	185	2/10/57	Southern Arkansas	FA
Gibbs, Steve	LB	5-2	220	6/12/56	Clemson	FA
Grady, James	LB	6-3	225	4/25/55	Alcorn State	FA
Gray, Leo	WR	5-11	175	1/8/57	Nevada-Las Vegas	FA
Green, Charles	RB	6-0	210	4/6/57	Wisconsin	FA
Grimmett, Richard	T	6-7	270	6/23/55	Illinois	FA
Harris, Alvin	DB	6-2	195	1/10/56	Alcorn State	FA
Hendrix, Brad	DL	6-4	245	3/17/57	North Alabama	FA
Hill Kevin	WR	6-4	205	8/20/57	Texas-EJ Paso	FA
Hukill, Bob	DL	6-6	245	8/17/57	North Carolina	D-5A
Jeffery, Chester	DL	6-5	255	1/18/57	Kansas State	FA
Jones, Delmar	RB	5-10	200	7/9/57	Montana State	FA
Jordan, Randy	WR	6-2	195	9/3/56	Weber State	FA
Jordan, Willie	DL	6-5	240	6/6/56	Winston Salem State	FA
Kincaid, Michael	DB	5-11	185	5/14/56	Florida State	FA
Kirtman, Mike	WR	6-1	180	6/1/56	San Jose State	FA
Kleffner, Steve	C	6-3	245	5/16/56	Oregon	FA
Kozica, Rimas	DL	6-4	250	3/14/56	Northern Illinois	FA
Kraus, Steve	QB	6-1	190	10/28/57	Westminster	FA
LaMura, Al	QB	6-2	200	7/17/54	Missouri Valley	FA
Lavender, Tim	RB	6-3	185	1/5/56	South Carolina	D-6A
Lazar, Jon	RB	6-1	205	1/19/57	Iowa	FA
Lowry, Quentin	LB	6-2	225	11/11/57	Youngstown State	D-12
Manning, Wade	DB	5-11	190	7/25/55	Ohio State	FA
Marshall, Eli	WR	6-0	185	6/9/55	North Carolina State	FA
Massey, Richard	DB	6-3	185	9/26/56	Howard	FA
Miller, Bill	T	6-6	260	1/4/55	Minnesota	FA
Mitchell, Aaron	DB	6-1	196	12/15/56	Nevada-Las Vegas	D-2
Mitchell, Stan	RB	5-11	185	4/1/56	Eastern Kentucky	FA
Oliver, Dell	DL	6-4	265	1/18/56	Tulsa	FA
Pate, Notie	WR	6-4	190	9/25/56	New Mexico State	FA
Petrucci, Vince	K	5-9	165	5/19/56	Fresno State	FA
Pitts, Al	G	6-5	240	12/8/55	Michigan State	FA
Preston, Ed	WR	6-0	175	12/12/54	Arkansas State	FA
Ranz, Ricky	DL	6-5	245	4/15/57	Baylor	FA
Reese, Ken	DL	6-5	250	11/17/56	South Carolina	FA
Robinson, Norman	DL	6-6	270	9/9/54	Maryland-Eastern Shore	FA
Rogers, Ernie	DL	6-5	250	2/28/57	Rice	FA
Ross, Paul	LB	6-1	230	4/22/57	Ohio State	FA
Russell, Wayne	RB	6-1	221	8/23/54	Cheyney State	FA
Salzano, Mike	DL	6-4	250	6/14/57	North Carolina	D-6B
Schramm, John	DL	6-3	250	8/8/57	Arizona	FA
Shaw, Robert	C	6-4	252	10/19/56	Tennessee	D-1
Sheridan, Gerry	OL	6-5	250	4/2/56	Tulane	FA
Simmons, Brette	TE	6-2	230	7/15/56	Furman	FA
Simmons, Randy	DB	6-0	182	7/22/56	Washington State	FA
Snell, Fred	LB	6-3	225	10/5/56	Houston	FA
Snyder, Mark	QB	6-4	205	5/19/57	Rice	FA
Sorines, Ron	RB	6-1	200	11/4/56	Ohio State	D-5C
Strecker, Hartmut	K	6-1	180	12/20/56	Dayton	FA
Sukey, Paul	LB	6-1	225	3/28/57	Penn State	FA
Sullivan, Walt	DL	6-3	265	7/13/57	South Carolina State	FA
Thornton, Bruce	DL	6-5	265	2/14/58	Illinois	D-8
Threlkeld, Raymond	DB	5-10	180	1/26/57	Carthage	FA
Vernon, Skipper	K	5-10	173	10/12/56	New Mexico State	FA
White, Theodore	WR	6-2	206	12/9/56	Salem College	FA
Williams, Johnny	WR	6-0	180	7/23/54	Austin Peay	FA
Wilson, Steve	WR	5-10	182	8/24/57	Howard	FA
Wind, Brad	WR	6-1	180	8/15/56	Northern Michigan	FA
Withers, Wil	LB	6-3	225	1/13/55	Utah State	FA

Cowboys 1979 Veteran Roster

NO.	NAME	POS.	HT.	WT.	BIRTHDATE	COLLEGE	NFL YEAR
31	Barnes, Benny	CB	6-1	195	3/3/51	Stanford	8
76	Bethea, Larry	DT	6-5	254	7/21/56	Michigan State	2
24	Blackwell Alois	RB	5-10	195	11/12/54	Houston	2
53	Breunig, Bob	LB	6-2	225	7/4/53	Arizona State	5
36	Brinson, Larry	FB	6-0	214	6/6/54	Florida	3
59	Brown, Guy	LB	6-4	228	6/1/55	Houston	3
18	Carano, Glenn	QB	6-3	202	11/18/55	Nevada-Las Vegas	3
40	Christensen, Todd	TE-RB	6-3	229	8/3/56	Brigham Young	12
63	Cole, Larry	DT	6-5	252	11/15/46	Hawaii	1
61	Cooper, Jim	G-C	6-5	260	9/28/55	Temple	3
21	Dennison, Doug	RB	6-0	205	12/18/51	Kutztown State	6
67	Donovan, Pat	T	6-4	250	7/1/53	Stanford	5
33	Dorsett, Tony	RB	5-11	190	4/7/54	Pittsburgh	3
89	DuPree, Billy Joe	TE	6-4	229	3/7/50	Michigan State	7
62	Fitzgerald, John	C	6-5	260	4/16/48	Boston College	9
71	Frederick, Andy	T	6-6	255	7/25/54	New Mexico	9
43	Harris, Cliff	S	6-1	192	11/12/48	Ouachita Baptist	10
58	Hegman, Mike	LB	6-1	225	1/17/53	Tennessee State	4
56	Henderson, Thomas	LB	6-2	220	3/1/53	Langston	5
80	Hill, Tony	WR	6-2	198	6/23/56	Stanford	3
78	Hudgens, David	T	6-5	245	2/27/55	Oklahoma	1
42	Hughes, Randy	S	6-4	207	4/3/53	Oklahoma	5
57	Huther, Bruce	LB	6-1	220	7/23/54	New Hampshire	3
86	Johnson, Butch	WR	6-1	192	5/28/54	UC - Riverside	4
25	Kyle, Aaron	CB	5-11	185	4/6/54	Wyoming	4
35	Laidlaw, Scott	FB	6-0	205	2/17/53	Stanford	5
66	Lawless, Burton	G	6-4	255	11/1/53	Florida	5
50	Lewis, D. D.	LB	6-1	215	10/16/45	Mississippi State	11
79	Martin, Harvey	DE	6-5	250	11/16/50	East Texas State	7
44	Newhouse, Robert	FB	5-10	215	1/9/50	Houston	8
88	Pearson, Drew	WR	6-0	183	1/12/51	Tulsa	7
26	Pearson, Preston	RB	6-1	206	1/17/45	Illinois	13
64	Rafferty, Tom	G	6-3	250	8/2/54	Penn State	4
60	Randall, Tom	G	6-5	245	8/3/56	Iowa State	2
45	Randle, Kenny	DB	6-0	196	10/12/54	Southern California	1
87	Saldi, Jay	TE	6-3	227	10/8/54	South Carolina	4
68	Scott, Herbert	G	6-2	252	1/18/53	Virginia Union	5
1	Septien, Rafael	K	5-9	171	12/12/53	SW Louisiana	3
65	Stalls, Dave	DT-DE	6-4	245	9/19/55	Northern Colorado	3
12	Staubach, Roger	QB	6-3	202	2/5/42	Navy	11
82	Steele, Robert	WR	6-4	196	8/2/56	North Alabama	2
32	Thurman, Dennis	CB	5-11	170	4/13/56	Southern California	2
46	Washington, Mark	CB	5-11	187	12/28/47	Morgan State	10
41	Waters, Charlie	S	6-2	200	9/10/48	Clemson	10
11	White, Danny	QB-P	6-2	192	2/9/52	Arizona State	4
54	White, Randy	DT	6-4	250	1/15/53	Maryland	5
70	Wright, Rayfield	T	6-6	260	8/23/45	Fort Valley State	13

Cowboys on the Road

Team and Publicist's Itinerary

(Subject to Slight Changes)

- OAKLAND** (Hall of Fame Game, Canton, Ohio) (Saturday, July 28, 3:30 p.m. EDT). Arrive via charter Friday. Stay at Holiday Inn North, Canton, Ohio (216/494-2770). Return to Thousand Oaks after the game.
Publicist — Arrives Tuesday at Holiday Inn North.
- SEATTLE** (Sunday, August 12, 6 p.m. PDT). Arrive via charter Saturday. Stay at Red Lion Inn (206/246-8600). Return to Thousand Oaks after the game, breaking camp on Friday, August 17.
Publicist — Arrives Tuesday at Red Lion Inn.
- ST. LOUIS** (Sunday, Sept. 2, 1 p.m. CDT). Arrive via Braniff charter Saturday. Stay at Marriott Pavilion Hotel (314/421-1776).
Publicist — Arrives Tuesday at Marriott Pavilion Hotel.
- SAN FRANCISCO** (Sunday, Sept. 9, 1 p.m. PDT). Arrive via Braniff charter Saturday. Stay at St. Francis Hotel (415/397-7000).
Publicist — Arrives Tuesday at St. Francis Hotel.
- CLEVELAND** (Monday, Sept. 24, 9 p.m. EDT). Arrive via Braniff charter Sunday. Stay at Stouffer's Inn on the Square (216/696-5600).
Publicist — Arrives Tuesday at Stouffer's Inn.
- MINNESOTA** (Sunday, Oct. 7, 3 p.m. CDT). Arrive via Braniff charter Saturday. Stay at Bloomington Marriott Inn (612/854-7441).
Publicist — Arrives Tuesday at Bloomington Marriott.
- PITTSBURGH** (Sunday, Oct. 28, 1 p.m. EDT). Arrive via Braniff charter Saturday. Stay at Pittsburgh Marriott (412/922-8400).
Publicist — Arrives Tuesday at Pittsburgh Marriott.
- NEW YORK** (Sunday, Nov. 4, 1 p.m. EST). Arrive via Braniff charter Saturday. Stay at Meadowlands Hilton (201/348-6900).
Publicist — Arrives Tuesday at Meadowlands Hilton.
- WASHINGTON** (Sunday, Nov. 18, 1 p.m. EST). Arrive via Braniff charter Saturday. Stay at Crystal City Marriott (703/521-5500).
Publicist — Arrives Tuesday at Crystal City Marriott.
- PHILADELPHIA** (Saturday, Dec. 8, 12:30 p.m. EST). Arrive via Braniff charter Friday. Stay at Cherry Hill Hyatt House (609/662-3131).
Publicist — Arrives Tuesday at Cherry Hill Hyatt House.

A black and white action photograph of a football game. In the center, a player in a white jersey with the number 43 is running with the ball. He is wearing a helmet with two vertical stripes and is looking forward. To his left, an opponent in a dark jersey with the number 11 is reaching out to tackle him. The background is a blurred field. The text "THE OPPONENTS" is printed in the upper right, and "CLIFF HARRIS" is printed in the lower right.

THE OPPONENTS

CLIFF HARRIS

St. Louis Cardinals ★ Sept. 2 / at St. Louis Oct. 21 / at Dallas

OFFICE 200 Stadium Plaza
St. Louis, Mo. 63102

MANAGING GENERAL

PARTNER William V. Bidwill

PUBLIC RELATIONS

Office Phone 314/421-0777

Home Phone


COLORS .. Cardinal Red, White and Black

BUSCH STADIUM 51,392 Capacity

— SERIES HISTORY —

(Dallas Leads Series, 19-14-1)

Year	Site	Winner-Score	Att.
1960	St. Louis	St. Louis, 12-10	23,128
1961	Dallas	St. Louis, 31-17	20,500
1961	St. Louis	St. Louis, 31-13	15,384
1962	Dallas	St. Louis, 28-24	16,027
1962	St. Louis	St. Louis, 52-20	14,201
1963	Dallas	St. Louis, 34-7	36,432
1963	St. Louis	Dallas, 28-24	12,695
1964	Dallas	St. Louis, 16-6	36,605
1964	St. Louis	Dallas, 31-13	28,253
1965	St. Louis	St. Louis, 20-13	32,034
1965	Dallas	Dallas, 27-13	38,499
1966	St. Louis	Tie, 10-10	50,673
1966	Dallas	Dallas, 31-17	76,965
1967	Dallas	Dallas, 46-21	68,787
1968	Dallas	Dallas, 27-10	48,296
1969	Dallas	Dallas, 24-3	62,134
1970	St. Louis	St. Louis, 20-7	50,780
1970	Dallas	St. Louis, 38-0	69,323
1971	St. Louis	Dallas, 16-13	50,486
1971	Dallas	Dallas, 31-12	66,672
1972	Dallas	Dallas, 33-24	65,218
1972	St. Louis	Dallas, 27-6	49,787
1973	Dallas	Dallas, 45-10	64,729
1973	St. Louis	Dallas, 30-3	43,946
1974	St. Louis	St. Louis, 31-28	49,885
1974	Dallas	Dallas, 17-14	64,146
1975	Dallas	Dallas, 37-31	52,417
1975	St. Louis	St. Louis, 31-17	49,701
1976	St. Louis	St. Louis, 21-17	50,317
1976	Dallas	Dallas, 19-14	62,498
1977	St. Louis	Dallas, 30-24	50,129
1977	Dallas	St. Louis, 24-17	64,038
1978	Dallas	Dallas, 21-12	62,760
1978	St. Louis	Dallas, 24-21 OT	48,991



WILKINSON



DIERDORF

1978 RECORD — Won 6, Lost 10; All-Time Record (57 seasons) — Won 291, Lost 369, Tied 36.

HEAD COACH — Bud Wilkinson, 2nd season (6-10); Assistants — Tom Bettis, Rudy Feldman, Harry Gilmer, Fred Glick, Jim Hanifan, Jerry Thompson, Leon McLaughlin, Duane Putnam.

1978 TEAM LEADERS

RUSHING

	Att.	Yds.	Avg.	TD
Jim Otis	197	664	3.4	8
Wayne Morris	174	631	3.6	1
Jones	105	392	3.7	2

PASSING

	Att.	Comp.	Yds.	TD	Int.
Jim Hart	476	240	3121	16	18
S. Pisarkiewicz	29	10	164	0	3

RECEIVING

	No.	Yds.	Avg.	TD
Pat Tilley	62	900	14.5	3
Mel Gray	44	871	19.9	1
Wayne Morris	33	298	9.0	1

78 Results (6-10)

10	@ Chicago	17
6	New England	16
10	Washington	28
12	@ DALLAS	21
10	@ Miami	24
17	Baltimore	30
21	DALLAS (OT)	24
10	@ NY Jets	23
16	@ Phila.	10
20	NY Giants	10
16	@ San Fran.	10
27	@ Washington	17
10	Philadelphia	14
21	Detroit	14
0	@ NY Giants	17
42	Atlanta	21
248		296

79 Schedule

Sept. 2	—DALLAS
Sept. 9	—@ NY Gts.
Sept. 16	—Pitts.
Sept. 23	—Wash.
Sept. 30	—@ L. A.
Oct. 7	—@ Houston
Oct. 14	—@ Phila.
Oct. 21	—@ DALLAS
Oct. 28	—Cleveland
Nov. 4	—Minnesota
Nov. 11	—@ Wash.
Nov. 18	—@ Phila.
Nov. 25	—@ Cinci.
Dec. 2	—S. Francisco
Dec. 9	—NY Giants
Dec. 16	—@ Chicago

San Francisco 49ers ★ Sept. 9 / at San Francisco

OFFICE 711 Nevada St.
 Redwood City, Cal. 94061
 PRESIDENT Edward J. DeBartolo, Jr.
 PUBLIC RELATIONS ... George Heddeleston
 Office Phone 415/365-3420
 Home Phone 408/446-1584
 COLORS 49er Gold and Scarlet
 CANDLESTICK PARK ... 61,246 Capacity

— SERIES HISTORY —

(Dallas Leads Series, 6-4-1)

Year	Site	Winner-Score	Att.
1960	Dallas	San Fran., 26-14	10,000
1963	San Fran.	San Fran., 31-24	29,563
1965	Dallas	Dallas, 39-31	33,677
1967	San Fran.	San Fran., 24-16	27,182
1969	Dallas	Tie, 24-24	62,348
1970*	San Fran.	Dallas, 17-10	59,625
1971†	Dallas	Dallas, 14-3	66,311
1972	Dallas	San Fran., 31-10	65,124
1972*	San Fran.	Dallas, 30-28	61,214
1974	Dallas	Dallas, 20-14	50,018
1977	San Fran.	Dallas, 42-35	55,848

*Divisional Playoff Game
 †NFC Championship Game



Steve DeBerg



WALSH



SIMPSON

1978 RECORD — Won 2, Lost 14; All-Time Record (29 seasons) — Won 178, Lost 196, Tied 12.

HEAD COACH — Bill Walsh, 1st season; Assistants — Dennis Green, Norb Hecker, Billie Matthews, Bobb McKittrick, Bill McPherson, Chuck Studley, Al Vermeil, Mike White, Sam Wyche.

1978 TEAM LEADERS

RUSHING

	Att.	Yds.	Avg.	TD
O. J. Simpson	161	593	3.7	1
Bob Ferrell	125	471	3.8	1
Paul Hofer	121	465	3.8	7

PASSING

	Att.	Comp.	Yds.	TD	Int.
Steve DeBerg	302	137	1570	8	22
Scott Bull	121	48	651	1	11

RECEIVING

	No.	Yds.	Avg.	TD
Freddie Solomon	31	458	14.8	2
Ken MacAfee	22	205	9.3	1
Paul Seal	21	370	17.6	2
O. J. Simpson	21	172	8.2	2

78 Results (2-14)

7	@ Cleveland	24
13	Chicago	16
19	@ Houston	20
10	@ NY Giants	27
28	Cincinnati	12
10	@ Los Angeles	27
7	New Orleans	14
17	Atlanta	20
20	@ Washington	38
10	@ Atlanta	21
10	St. Louis	16
28	Los Angeles	31
7	Pittsburgh	24
13	@ N. Orleans	24
6	Tampa Bay	3
14	@ Detroit	33
219		350

79 Schedule

Sept. 2	@ Minn.
Sept. 9	—DALLAS
Sept. 16	@ L. A.
Sept. 23	— N. O.
Sept. 30	@ S. D.
Oct. 7	—Seattle
Oct. 14	@ NY Gts.
Oct. 21	—Atlanta
Oct. 28	—Chicago
Nov. 4	@ Oakland
Nov. 11	@ N. O.
Nov. 18	—Denver
Nov. 25	—L. Angeles
Dec. 2	@ St. Louis
Dec. 9	—Tampa Bay
Dec. 16	@ Atlanta

Chicago Bears ★ Sept. 16 / at Dallas

OFFICE55 E. Jackson (Suite 1200)
Chicago, Ill. 60604
CHRM. OF BOARDGeorge S. Halas
PUBLIC RELATIONSTed Haracz
Office Phone312/663-5100
Home Phone312/945-6208
COLORSOrange, Navy Blue, White
SOLDIER FIELD58,000 Capacity

— SERIES HISTORY —

(Dallas Leads Series, 5-3)

Year	Site	Winner-Score	Att.
1960	Chicago	Chicago, 17-7	39,951
1962	Dallas	Chicago, 34-33	12,692
1964	Chicago	Dallas, 24-10	47,527
1968	Chicago	Dallas, 34-3	46,667
1971	Chicago	Chicago, 23-19	55,049
1973	Chicago	Dallas, 20-17	55,701
1976	Dallas	Dallas, 31-21	61,346
1977*	Dallas	Dallas, 37-7	62,920
*NFC Divisional Playoff			



ARMSTRONG



BUFFONE

1978 RECORD — Won 7, Lost 9; All-Time Record (59 seasons) — Won 439, Lost 268, Tied 42.

HEAD COACH — Neill Armstrong, 2nd season (7-9); Assistants — Jerry Frei, Dale Haupt, Hank Kuhlmann, Jim LaRue, Ken Meyer, Buddy Ryan, Doug Scovil.

1978 TEAM LEADERS

RUSHING

	Att.	Yds.	Avg.	TD
Walter Payton	333	1395	4.2	11
Roland Harper	240	992	4.1	6
Bob Avellini	34	54	1.6	2

PASSING

	Att.	Comp.	Yds.	TD	Int.
Bob Avellini	264	141	1718	5	16
Mike Phipps	83	44	465	2	10

RECEIVING

	No.	Yds.	Avg.	TD
Walter Payton	50	480	9.6	0
Roland Harper	43	340	7.9	2
James Scott	42	759	18.1	5



Walter Payton

78 Results (7-9)

17	St. Louis	10
16	@ San. Fran.	13
19	@ Detroit	0
20	Minnesota	24
19	Oakland	25
14	@ Green Bay	24
7	@ Denver	16
19	@ Tampa Bay	33
17	Detroit	21
29	Seattle	31
14	@ Minnesota	17
13	Atlanta	7
14	Tampa Bay	3
7	@ San Diego	40
14	Green Bay	0
14	@ Washington	10
253		274

79 Schedule

Sept. 2	—Green Bay
Sept. 9	—Minnesota
Sept. 16	—@ DAL.
Sept. 23	—@ Miami
Sept. 30	—T. Bay
Oct. 7	—@ Buffalo
Oct. 14	—N. England
Oct. 21	—@ Minn.
Oct. 28	—@ S. Fran.
Nov. 4	—Detroit
Nov. 11	—L. Angeles
Nov. 18	—NY Jets
Nov. 22	—@ Detroit
Dec. 2	—@ T. Bay
Dec. 9	—@ G. Bay
Dec. 16	—St. Louis

Cleveland Browns ★ Sept. 24 / at Cleveland

OFFICE Tower B
 Cleveland Stadium
 Cleveland, Ohio 44114
 PRESIDENT Arthur B. Modell
 PUBLIC RELATIONS Nate Wallack
 Office Phone 216/696-5555
 Home Phone 216/464-1685
 COLORS Brown, Orange and White
 CLEVELAND STADIUM ... 80,385 Capacity



RUTIGLIANO



G. PRUITT

— SERIES HISTORY —

(Cleveland Leads Series, 14-7)

Year	Site	Winner-Score	Att.
1960	Dallas	Cleve., 48-7	28,500
1961	Cleve.	Cleve., 25-7	43,638
1961	Dallas	Cleve., 38-17	23,500
1962	Cleve.	Cleve., 19-10	44,040
1962	Dallas	Dallas, 45-21	24,226
1963	Dallas	Cleve., 41-24	28,710
1963	Cleve.	Cleve., 27-17	55,096
1964	Cleve.	Cleve., 27-6	72,062
1964	Dallas	Cleve., 20-16	37,456
1965	Cleve.	Cleve., 23-17	80,451
1965	Dallas	Cleve., 24-17	76,251
1966	Cleve.	Cleve., 30-21	84,721
1966	Dallas	Dallas, 26-14	80,259
1967	Cleve.	Dallas, 21-14	81,039
1967*	Dallas	Dallas, 52-14	70,786
1968	Dallas	Dallas, 28-7	68,733
1968*	Cleve.	Cleve., 31-20	81,497
1969	Cleve.	Cleve., 42-10	84,850
1969*	Dallas	Cleve., 38-14	69,321
1970	Cleve.	Dallas, 6-2	75,458
1974	Dallas	Dallas, 41-17	48,754

*Eastern Conference Championship Game

1978 RECORD — Won 8, Lost 8; All-Time Record (29 seasons) — Won 243, Lost 134, Tied 9.

HEAD COACH — Sam Rutigliano, 2nd season (8-8); Assistants — Buck Buchanan, Jim Garrett, Rod Humenuik, Rich Kotite, Dick MacPherson, John Petercuskie, Jim Shofner, Chuck Weber.

1978 TEAM LEADERS

RUSHING

	Att.	Yds.	Avg.	TD
Greg Pruitt	176	960	5.5	3
Mike Pruitt	135	560	4.1	5
Cleo Miller	89	336	3.8	1

PASSING

	Att.	Comp.	Yds.	TD	Int.
Brian Sipe	399	222	2906	21	15
Mark Miller	39	13	212	1	4

RECEIVING

	No.	Yds.	Avg.	TD
Reggie Rucker	43	893	20.8	8
Ozzie Newsome	38	489	15.5	2
Greg Pruitt	38	292	7.7	2



Brian Sipe

78 Results (8-8)

24	San Francisco	7
13	Cincinnati	10
24	@ Atlanta	16
9	@ Pittsburgh	15
13	Houston	16
24	@ N. Orleans	16
14	Pittsburgh	34
3	@ Kansas City	17
41	Buffalo	20
10	@ Houston	14
7	Denver	19
45	@ Baltimore	24
30	Los Angeles	19
24	@ Seattle	47
37	NY Jets (OT)	34
16	@ Cincinnati	48
334		356

79 Schedule

Sept. 2	— @ NY Jets
Sept. 9	— @ K. City
Sept. 16	— Baltimore
Sept. 24	— DALLAS
Sept. 30	— @ Hous.
Oct. 7	— Pittsburgh
Oct. 14	— Washington
Oct. 21	— Cincinnati
Oct. 28	— @ St. Louis
Nov. 4	— @ Phila.
Nov. 11	— Seattle
Nov. 18	— Miami
Nov. 25	— @ Pitts.
Dec. 2	— Houston
Dec. 9	— @ Oakland
Dec. 16	— @ Cinci.

Cincinnati Bengals ★ Sept. 30 / at Dallas

OFFICE200 Riverfront Stadium
Cincinnati, Ohio 45202
PRESIDENTJohn Sawyer
PUBLIC RELATIONSAl Heim
Office Phone513/621-3550
Home Phone513/752-9116
COLORSOrange, Black and White
RIVERFRONT STADIUM ..56,200 Capacity

— SERIES HISTORY —

(Dallas Leads Series, 1-0)

Year	Site	Winner-Score	Att.
1973	Dallas	Dallas, 38-10	58,802



Jim LeClair



RICE



RILEY

1978 RECORD — Won 4, Lost 12; All-Time Record (11 seasons) — Won 77, Lost 78, Tied 1.

HEAD COACH — Homer Rice, 2nd season (4-7); Assistants — Howard Brinker, Boyd Dowler, Frank Gansz, Mike McCormack, Dick Modzelewski, George Sefcik, Charley Winner, Kim Wood.

1978 TEAM LEADERS

RUSHING

	Att.	Yds.	Avg.	TD
Paul Johnson	180	762	4.2	7
Archie Griffin	132	484	3.7	0
Deacon Turner	84	333	3.9	0

PASSING

	Att.	Comp.	Yds.	TD	Int.
Ken Anderson	319	173	2219	10	22
John Reaves	144	74	790	3	7

RECEIVING

	No.	Yds.	Avg.	TD
Issac Curtis	47	737	15.7	3
Archie Griffin	35	284	8.1	3
Billy Brooks	30	506	16.9	2

78 Results (4-12)

23	Kansas City	24
10	@ Cleveland	13
3	Pittsburgh	28
18	New Orleans	20
12	@ S. Fran.	28
0	@ Miami	21
3	New England	10
0	@ Buffalo	5
28	Houston	13
13	@ San Diego	22
21	Oakland	34
6	@ Pittsburgh	7
10	@ Houston	17
37	Atlanta	7
20	@ Los Angeles	19
48	Cleveland	16
252		284

79 Schedule

Sept. 2	@ Denver
Sept. 9	@ Buffalo
Sept. 16	N. Eng.
Sept. 23	Houston
Sept. 30	@ DAL.
Oct. 7	Kansas City
Oct. 14	Pittsburgh
Oct. 21	@ Cleve.
Oct. 28	Phila.
Nov. 4	@ Balti.
Nov. 11	S. Diego
Nov. 18	@ Hous.
Nov. 25	St. Louis
Dec. 2	@ Pitts.
Dec. 9	@ Wash.
Dec. 16	Cleveland

Minnesota Vikings ★ Oct. 7 / at Minnesota

OFFICE7110 France Ave., South
Edina, MN 55435

PRESIDENTMax Winter

PUBLIC RELATIONSMerrill Swanson

Office Phone612/920-4805

Home Phone612/473-4407

COLORSPurple, White and Gold

METROPOLITAN STADIUM 48,446 Capacity

— SERIES HISTORY —

(Dallas Leads Series, 9-4)

Year	Site	Winner-Score	Att.
1961	Dallas	Dallas, 21-7	20,500
1961	Minn.	Dallas, 28-0	33,070
1966	Dallas	Dallas, 28-17	64,116
1968	Dallas	Dallas, 20-7	47,644
1968‡	Miami	Dallas, 17-13	22,961
1970	Minn.	Minn., 54-13	47,900
1971*	Minn.	Dallas, 20-12	49,100
1973†	Dallas	Minn., 27-10	64,524
1974	Dallas	Minn., 23-21	57,847
1975*	Minn.	Dallas, 17-14	48,341
1977	Minn.	Dallas, 16-10(OT)	47,678
1977†	Dallas	Dallas, 23-6	61,968
1978	Dallas	Minn., 21-10	61,848


*Divisional Playoff Game

†NFC Championship Game

‡Playoff Bowl



Chuck Foreman



GRANT

RASHAD

1978 RECORD — Won 8, Lost 7, Tied 1;
All-Time Record (18 seasons) — Won 144,
Lost 101, Tied 9.

HEAD COACH — Bud Grant, 12th season
(115-50-5); Assistants — Jerry Burns, Bob
Holloway, Bus Mertes, John Michels,
Murry Warmath.

1978 TEAM LEADERS

RUSHING

	Att.	Yds.	Avg.	TD
Chuck Foreman	237	749	3.2	5
Rickey Young	134	417	3.1	1
Robert Miller	70	213	3.0	3

PASSING

	Att.	Comp.	Yds.	TD	Int.
F. Tarkenton	572	345	3468	25	32
T. Kramer	16	5	50	0	1

RECEIVING

	No.	Yds.	Avg.	TD
Rickey Young	88	705	8.0	5
Ahmad Rashad	66	769	11.7	8
Chuck Foreman	61	396	6.5	2

78 Results (8-7-1)

24	@ N. Orleans	31
12	Denver (OT)	9
10	Tampa Bay	16
24	@ Chicago	20
24	@ Tampa Bay	7
28	@ Seattle	29
17	Los Angeles	34
21	Green Bay	7
21	@ DALLAS	10
17	Detroit	7
17	Chicago	14
7	San Diego	13
10	@ G. Bay (OT)	10
28	Philadelphia	27
14	@ Detroit	45
20	@ Oakland	27
294		301

79 Schedule

Sept. 2	— S. Fran.
Sept. 9	— @ Chicago
Sept. 16	— Miami
Sept. 23	— Green Bay
Sept. 30	— @ Detroit
Oct. 7	— DALLAS
Oct. 15	— @ NY Jets
Oct. 21	— Chicago
Oct. 28	— Tampa Bay
Nov. 4	— @ St. Louis
Nov. 11	— @ G. Bay
Nov. 18	— Detroit
Nov. 25	— @ T. Bay
Dec. 2	— @ L. A.
Dec. 9	— Buffalo
Dec. 16	— @ N. Eng.

Los Angeles Rams ★ Oct. 14 / at Dallas

OFFICE10271 West Pico Blvd.
 Los Angeles, Calif. 90064
 PRESIDENT Georgia Rosenbloom
 PUBLIC RELATIONS Jerry Wilcox
 Office Phone 213/277-4700
 Home Phone 714/894-0920
 COLORS Royal Blue, Gold and White
 L.A. MEMORIAL COLISEUM 71,039 Capacity

— SERIES HISTORY —

(Los Angeles Leads Series, 7-6)

Year	Site	Winner-Score	Att.
1960	Dallas	L.A., 38-13	16,000
1962	L.A.	Dallas, 27-17	26,907
1967	Dallas	L.A., 35-13	75,229
1969	L.A.	L.A., 24-23	79,105
1969*	Miami	L.A., 31-0	31,151
1971	Dallas	Dallas, 28-21	66,595
1973	L.A.	L.A., 37-31	81,428
1973†	Dallas	Dallas, 27-16	64,291
1975	Dallas	Dallas, 18-7	49,091
1975‡	L.A.	Dallas, 37-7	84,483
1976†	Dallas	L.A., 14-12	62,436
1978	L.A.	L.A., 27-14	65,749
1978‡	L.A.	Dallas, 28-0	67,470

*Playoff Bowl

†Divisional Playoff Game

‡NFC Championship Game



Jack Youngblood



MALAVASI

McCUTCHEON

1978 RECORD — Won 12, Lost 4; All-Time Record (41 seasons), Won 280, Lost 221, Tied 20.

HEAD COACH — Ray Malavasi, 2nd season (12-4); Assistants — Foster Andersen, Bud Carson, Max Coley, Clyde Evans, Jack Faulkner, Bill Hickman, Paul Lanham, Frank Lauterbur, Lionel Taylor, LaVern Torgeson, Charlie Waller.

1978 TEAM LEADERS

RUSHING

	Att.	Yds.	Avg.	TD
Cullen Bryant	178	658	3.7	7
John Cappelletti	174	604	3.5	3
L. McCutcheon	118	420	3.6	0

PASSING

	Att.	Comp.	Yds.	TD	Int.
Pat Haden	444	229	2995	13	19
V. Ferragamo	20	7	114	0	2

RECEIVING

	No.	Yds.	Avg.	TD
Willie Miller	50	767	15.3	5
Ron Jessie	49	752	15.3	4
John Cappelletti	41	382	9.3	1

78 Results (12-4)

16	@ Phila.	14
10	Atlanta	0
27	DALLAS	14
10	@ Houston	6
26	@ N. Orleans	20
27	S. Francisco	10
34	@ Minnesota	17
3	New Orleans	10
7	@ Atlanta	15
26	Tampa Bay	23
10	Pittsburgh	7
31	@ S. Fran.	28
19	@ Cleveland	30
20	@ NY Giants	17
19	Cincinnati	20
31	Green Bay	14
316		245

79 Schedule

Sept. 2—Oakland
Sept. 6—@ Denver
Sept. 16—S. Fran.
Sept. 23—@ T. Bay
Sept. 30—St. Louis
Oct. 7—@ N. O.
Oct. 14—@ DALLAS
Oct. 21—San Diego
Oct. 28—NY Giants
Nov. 4—@ Seattle
Nov. 11—@ Chicago
Nov. 19—Atlanta
Nov. 25—@ S. Fran.
Dec. 2—Minnesota
Dec. 9—@ Atlanta
Dec. 16—N. Orleans

Pittsburgh Steelers ★ Oct. 28 / at Pittsburgh

OFFICE300 Stadium Circle
Pittsburgh, Pa. 15212
PRESIDENTDaniel M. Rooney
PUBLIC RELATIONSJoe Gordon
Office Phone412/323-1200
Home Phone412/488-0465
COLORSGold and Black
THREE RIVERS STADIUM .50,000 Capacity

— SERIES HISTORY — (Series Tied, 10-10)

Year	Site	Winner-Score	Att.
1960	Dallas	Pitts., 35-28	30,000
1961	Dallas	Dallas, 27-24	23,500
1961	Pitts.	Pitts., 37-7	17,519
1962	Dallas	Pitts., 30-28	19,478
1962	Pitts.	Dallas, 42-27	23,106
1963	Pitts.	Pitts., 27-21	19,047
1963	Dallas	Pitts., 24-19	24,136
1964	Pitts.	Pitts., 23-17	35,594
1964	Dallas	Dallas, 17-14	35,271
1965	Pitts.	Pitts., 22-13	37,804
1965	Dallas	Dallas, 24-17	57,293
1966	Dallas	Dallas, 52-21	58,453
1966	Pitts.	Dallas, 20-7	42,185
1967	Pitts.	Dallas, 24-21	39,641
1968	Dallas	Dallas, 28-7	55,069
1969	Pitts.	Dallas, 10-7	24,990
1972	Dallas	Dallas, 17-13	65,682
1975*	Miami	Pitts., 21-17	80,187
1977	Pitts.	Pitts., 28-13	49,761
1978†	Miami	Pitts., 35-31	78,656

*Super Bowl X, Jan. 18, 1976

†Super Bowl XIII, Jan. 21, 1979



Franco Harris



NOLL



BRADSHAW

1978 RECORD — Won 14, Lost 2; All-Time Record (45 seasons) — Won 249, Lost 303, Tied 9.

HEAD COACH — Chuck Noll, 11th season (88-53-1); Assistants — George Perles, Rolie Dotsch, Dick Hoak, Tom Moore, Lou Riecke, Paul Uram, Dick Walker, Woody Widenhofer.

1978 TEAM LEADERS

RUSHING

	Att.	Yds.	Avg.	TD
Franco Harris	310	1082	3.5	8
Rocky Bleier	165	633	3.8	5
Sidney Thornton	71	264	3.7	2

PASSING

	Att.	Comp.	Yds.	TD	Int.
T. Bradshaw	368	207	2915	28	20
Mike Kruczek	11	5	46	0	2

RECEIVING

	No.	Yds.	Avg.	TD
Lynn Swann	61	880	14.4	11
John Stallworth	41	798	19.5	9
Randy Grossman	37	448	12.1	1

78 Results (14-2)

28	@ Buffalo	17
21	Seattle	10
28	@ Cincinnati	3
15	Cleve. (OT)	9
28	@ NY Jets	17
31	Atlanta	7
34	@ Cleveland	14
17	Houston	24
27	Kansas City	24
20	New Orleans	14
7	@ Los Angeles	10
7	Cincinnati	6
24	@ S. Fran.	7
13	@ Houston	3
35	Baltimore	13
21	@ Denver	17
356		195

79 Schedule

Sept. 3	— @ N. Eng.
Sept. 9	— Houston
Sept. 16	— @ St. L.
Sept. 23	— Balti.
Sept. 30	— @ Phila.
Oct. 7	— @ Cleve.
Oct. 14	— @ Cinci.
Oct. 22	— Denver
Oct. 28	— DALLAS
Nov. 4	— Washington
Nov. 11	— @ K. City
Nov. 18	— @ S. Diego
Nov. 25	— Cleveland
Dec. 2	— Cincinnati
Dec. 10	— @ Hous.
Dec. 16	— Buffalo

New York Giants ★

Nov. 4 / at New York
Dec. 2 / at Dallas

OFFICE Giants Stadium
East Rutherford, N. J. 07073
PRESIDENT Wellington T. Mara
PUBLIC RELATIONS Ed Croke
Office Phone 201/935-8111
Home Phone 914/631-1631
COLORS Blue, Red and White
GIANTS STADIUM 76,500 Capacity

— SERIES HISTORY —

(Dallas Leads Series, 24-9-2)

Year	Site	Winner-Score	Att.
1960	New York	Tie, 31-31	55,033
1961	Dallas	New York, 31-10	41,500
1961	New York	Dallas, 17-16	60,254
1962	Dallas	New York, 41-10	45,668
1962	New York	New York, 41-31	62,694
1963	New York	New York, 37-21	62,889
1963	Dallas	New York, 34-27	29,635
1964	Dallas	Tie, 13-13	33,225
1964	New York	Dallas, 31-21	63,031
1965	Dallas	Dallas, 31-2	59,366
1965	New York	Dallas, 38-20	62,871
1966	Dallas	Dallas, 52-7	60,010
1966	New York	Dallas, 17-7	62,735
1967	Dallas	Dallas, 38-24	66,209
1968	Dallas	New York, 27-21	72,163
1968	New York	Dallas, 28-10	62,617
1969	Dallas	Dallas, 25-3	58,964
1970	Dallas	Dallas, 28-10	57,236
1970	New York	New York, 23-20	62,938
1971	Dallas	Dallas, 20-13	68,378
1971	New York	Dallas, 42-14	62,815
1972	New York	Dallas, 23-14	62,725
1972	Dallas	New York, 23-3	64,602
1973	Dallas	Dallas, 45-28	64,898
1973	N. Haven	Dallas, 23-10	70,128
1974	Dallas	New York, 14-6	46,353
1974	N. Haven	Dallas, 21-7	61,191
1975	New York	Dallas, 13-7	56,511
1975	Dallas	Dallas, 14-3	53,329
1976	New York	Dallas, 24-14	76,042
1976	Dallas	Dallas, 9-3	58,870
1977	Dallas	Dallas, 41-21	64,215
1977	New York	Dallas, 24-10	74,532
1978	New York	Dallas, 34-24	73,265
1978	Dallas	Dallas, 24-3	64,869



PERKINS



CARSON

1978 RECORD — Won 6, Lost 10; All-Time Record (54 seasons) — Won 356, Lost 288, Tied 30.

HEAD COACH — Ray Perkins, 1st season; Assistants — Ralph Hawkins, Pat Hodgson, Bill Parcels, Jim Stanley, Bob Lord, Bill Belichick, Ernie Adams, Dick Scesniak.

1978 TEAM LEADERS

RUSHING

	Att.	Yds.	Avg.	TD
Doug Kotar	301	625	4.2	1
Bob Hammond	131	554	4.2	1
Larry Csonka	91	311	3.4	6

PASSING

	Att.	Comp.	Yds.	TD	Int.
Joe Pisarcik	301	143	2096	12	23
Randy Dean	39	19	188	1	3
Jerry Golsteyn	40	12	110	0	0

RECEIVING

	No.	Yds.	Avg.	TD
Jimmy Robinson	32	620	19.4	2
Johnny Perkins	32	514	16.1	3
Doug Kotar	22	225	10.2	1

78 Results (6-10)

19	@ Tampa Bay	13
24	DALLAS	34
26	Kansas City	10
27	San Francisco	10
20	@ Atlanta	23
3	@ DALLAS	24
17	Tampa Bay	14
17	Washington	6
17	@ N. Orleans	28
10	@ St. Louis	20
13	@ Wash. (OT)	16
17	Philadelphia	19
17	@ Buffalo	41
17	Los Angeles	20
17	St. Louis	0
3	@ Phila.	20
264		298

79 Schedule

Sept. 2	—@ Phila.
Sept. 9	—St. Louis
Sept. 17	—@ Wash.
Sept. 23	—Phila.
Sept. 30	—@ N. O.
Oct. 7	—Tampa Bay
Oct. 14	—S. Fran.
Oct. 21	—@ K. City
Oct. 28	—@ L. A.
Nov. 4	—DALLAS
Nov. 11	—Atlanta
Nov. 18	—@ T. Bay
Nov. 25	—Wash.
Dec. 2	—@ DALLAS
Dec. 9	—@ St. Louis
Dec. 16	—Baltimore

Philadelphia Eagles

★ Nov. 12 / at Dallas
Dec. 8 / at Philadelphia

OFFICEVeterans Stadium
Philadelphia, Pa. 19148
PRESIDENTLeonard H. Tose
PUBLIC RELATIONSJim Gallagher
Office Phone215/463-2500
Home Phone215/279-7989
COLORS ...Kelly Green, White and Silver
VETERANS STADIUM71,000 Capacity

— SERIES HISTORY —

(Dallas Leads Series, 25-12)

Year	Site	Winner-Score	Att.
1960	Dallas	Phil., 27-25	18,500
1961	Dallas	Phil., 43-7	25,000
1961	Phil.	Phil., 35-13	60,127
1962	Dallas	Dallas, 41-19	18,645
1962	Phil.	Phil., 28-14	58,070
1963	Phil.	Phil., 24-21	60,671
1963	Dallas	Dallas, 27-20	23,694
1964	Dallas	Phil., 17-14	55,972
1964	Phil.	Phil., 24-14	60,671
1965	Dallas	Phil., 35-24	56,249
1965	Phil.	Dallas, 21-19	54,714
1966	Dallas	Dallas, 56-7	69,372
1966	Phil.	Phil., 24-23	60,658
1967	Phil.	Phil., 21-14	60,740
1967	Dallas	Dallas, 38-17	55,834
1968	Phil.	Dallas, 45-13	60,858
1968	Dallas	Dallas, 34-14	72,083
1969	Phil.	Dallas, 38-7	60,658
1969	Dallas	Dallas, 49-14	71,509
1970	Phil.	Dallas, 17-7	59,728
1970	Dallas	Dallas, 21-17	55,736
1971	Phil.	Dallas, 42-7	65,358
1971	Dallas	Dallas, 20-7	60,178
1972	Dallas	Dallas, 28-6	55,850
1972	Phil.	Dallas, 28-7	65,720
1973	Phil.	Phil., 30-16	65,954
1973	Dallas	Dallas, 31-10	61,985
1974	Phil.	Phil., 13-10	64,088
1974	Dallas	Dallas, 31-24	43,586
1975	Phil.	Dallas, 20-17	64,889
1975	Dallas	Dallas, 27-17	57,893
1976	Dallas	Dallas, 27-7	54,052
1976	Phil.	Dallas, 26-7	55,072
1977	Phil.	Dallas, 16-10	65,507
1977	Dallas	Dallas, 24-14	60,289
1978	Dallas	Dallas, 14-7	60,525
1978	Phil.	Dallas, 31-13	64,667



VERMEIL



EDWARDS

1978 RECORD — Won 9, Lost 7; All-Time Record (46 seasons) — Won 233, Lost 324, Tied 22.

HEAD COACH — Dick Vermeil, 4th season (18-26-0); Assistants — Fred Bruney, Marion Campbell, Chuck Clausen, Dick Coury, Ken Iman, George Hill, Johnny Roland, Lynn Stiles, Chuck Bednarik, Sid Gillman.

1978 TEAM LEADERS

RUSHING

	Att.	Yds.	Avg.	TD
Wilbert Montgomery	259	1220	4.7	9
Mike Hogan	145	607	4.2	4
Billy Campfield	61	247	4.1	0

PASSING

	Att.	Comp.	Yds.	TD	Int.
Ron Jaworski	398	206	2487	16	16

RECEIVING

	No.	Yds.	Avg.	TD
Harold Carmichael	55	1072	19.5	8
Wilbert Montgomery	34	195	5.7	1
Mike Hogan	31	164	5.3	1

78 Results (9-7)

14	Los Angeles	16
30	@ Washington	35
24	@ N. Orleans	17
17	Miami	3
17	@ Baltimore	14
14	@ N. England	24
17	Washington	10
7	@ DALLAS	14
10	St. Louis	16
10	Green Bay	3
17	NY Jets	9
19	@ NY Giants	17
14	@ St. Louis	10
27	@ Minnesota	28
13	DALLAS	31
20	NY Giants	3
270		250

79 Schedule

Sept. 2	—NY Giants
Sept. 10	—Atlanta
Sept. 16	—@ N. O.
Sept. 23	—@ NY G.
Sept. 30	—Pitts.
Oct. 7	—@ Wash.
Oct. 14	—@ St. L.
Oct. 21	—Washington
Oct. 28	—@ Cinci.
Nov. 4	—Cleveland
Nov. 12	—@ DALLAS
Nov. 18	—St. Louis
Nov. 25	—@ G. Bay
Dec. 2	—Detroit
Dec. 8	—DALLAS
Dec. 16	—@ Houston

Houston Oilers ★ Nov. 22 / at Dallas

OFFICE6910 Fannin
 P.O. Box 1516
 Houston, Texas 77001
 PRESIDENTK. S. "Bud" Adams Jr.
 PUBLIC RELATIONSMike McClure
 Office Phone713/797-1272
 Home Phone713/437-5675
 COLORS Columbia Blue, Scarlet, and White
 ASTRODOME50,000 Capacity

— SERIES HISTORY — (Dallas Leads Series, 2-0)

Year	Site	Winner-Score	Att.
1970	Dallas	Dallas, 52-10	50,504
1974	Houston	Dallas, 10-0	49,775



PHILLIPS



PASTORINI

1978 RECORD — Won 10, Lost 6; All-Time Record (19 season) — Won 119, Lost 143 Tied 6.

HEAD COACH — Bum Phillips, 5th season (33-25); Assistants — Ed Biles, Andy Bourgeois, Joe Bugel, Bob Gambold, King Hill, Wade Phillips, J. Paul Young.

1978 TEAM LEADERS

RUSHING

	Att.	Yds.	Avg.	TD
Earl Campbell	302	1450	4.8	13
Tim Wilson	129	431	3.3	0
Rob Carpenter	82	348	4.3	5

PASSING

	Att.	Comp.	Yds.	TD	Int.
Dan Pastorini	368	199	2473	16	17

RECEIVING

	No.	Yds.	Avg.	TD
Ken Burrough	47	624	13.3	2
Mike Barber	32	513	16.0	3
Mike Renfro	26	339	13.0	2



Earl Campbell

78 Results (10-6)

14	@ Atlanta	20
20	@ Kansas City	17
20	San Francisco	19
6	Los Angeles	10
16	@ Cleveland	13
17	@ Oakland	21
17	Buffalo	10
24	@ Pittsburgh	17
13	@ Cincinnati	28
14	Cleveland	10
26	@ N. England	23
35	Miami	30
17	Cincinnati	10
3	Pittsburgh	13
17	@ N. Orleans	12
24	San Diego	45
283		298

79 Schedule

Sept. 2	@ Wash.
Sept. 9	@ Pitts.
Sept. 16	@ Kansas C.
Sept. 23	@ Cinci.
Sept. 30	@ Cleveland
Oct. 7	—St. Louis
Oct. 14	@ Balti.
Oct. 21	@ Seattle
Oct. 28	—NY Jets
Nov. 5	@ Miami
Nov. 11	—Oakland
Nov. 18	—Cincinnati
Nov. 22	@ DALLAS
Dec. 2	@ Cleve.
Dec. 10	—Pittsburgh
Dec. 16	—Phila.

Washington Redskins ★ Nov. 18 / at Washington Dec. 16 / at Dallas

OFFICE P.O. Box 17247
Washington, D.C. 20041
PRESIDENT Edward Bennett Williams
PUBLIC RELATIONS Joe Blair
Office Phone 703/471-9100
Home Phone 301/589-6883
COLORS Burgundy and Gold
RFK MEMORIAL STADIUM 55,031 Capacity

— SERIES HISTORY —

(Dallas Leads Series, 21-15-2)

Year	Site	Winner-Score	Att.
1960	Wash.	Wash., 26-14	21,142
1961	Dallas	Tie, 28-28	17,500
1961	Wash.	Wash., 34-24	21,451
1962	Dallas	Tie, 35-35	15,730
1962	Wash.	Dallas, 38-10	49,888
1963	Wash.	Wash., 21-17	40,101
1963	Dallas	Dallas, 35-20	18,838
1964	Dallas	Dallas, 24-18	25,158
1964	Wash.	Wash., 28-16	49,219
1965	Dallas	Dallas, 27-7	61,577
1965	Wash.	Wash., 34-31	50,205
1966	Wash.	Dallas, 31-30	50,927
1966	Dallas	Wash., 34-31	64,198
1967	Wash.	Dallas, 17-14	50,566
1967	Dallas	Wash., 27-20	75,538
1968	Wash.	Dallas, 44-24	50,816
1968	Dallas	Dallas, 29-20	66,076
1969	Wash.	Dallas, 41-28	50,474
1969	Dallas	Dallas, 20-10	56,924
1970	Wash.	Dallas, 45-21	50,415
1970	Dallas	Dallas, 34-0	57,936
1971	Dallas	Wash., 20-16	72,000
1971	Wash.	Dallas, 13-0	53,041
1972	Wash.	Wash., 24-20	53,039
1972	Dallas	Dallas, 34-24	65,136
1972*	Wash.	Wash., 26-3	53,129
1973	Wash.	Wash., 14-7	54,314
1973	Dallas	Dallas, 27-7	64,458
1974	Wash.	Wash., 28-21	54,395
1974	Dallas	Dallas, 24-23	63,243
1975	Wash.	Wash, 30-24 (OT)	55,004
1975	Dallas	Dallas, 31-10	61,091
1976	Wash.	Dallas, 20-7	55,004
1976	Dallas	Wash., 27-14	59,916
1977	Dallas	Dallas, 34-16	62,115
1977	Wash.	Dallas, 14-7	55,031
1978	Wash.	Wash., 9-5	55,031
1978	Dallas	Dallas, 37-10	64,905

*NFC Championship Game



PARDEE



RIGGINS

1978 RECORD — Won 8, Lost 8; All-Time Record (42 seasons) — Won 262, Lost 243, Tied 21.

HEAD COACH — Jack Pardee, 2nd season with Washington following 3 seasons with Chicago (28-30); Assistants — Bob Bowser, Joe Walton, Ray Callahan, Fred O'Connor, John Hilton, Doc Urich, Richie Petitbon, George Dickson.

1978 TEAM LEADERS

RUSHING

	Att.	Yds.	Avg.	TD
John Riggins	248	1014	4.1	5
Mike Thomas	160	534	3.3	3
Joe Theismann	37	177	4.8	1

PASSING

	Att.	Comp.	Yds.	TD	Int.
J. Theismann	395	187	2593	13	18
Billy Kilmer	46	23	316	4	3

RECEIVING

	No.	Yds.	Avg.	TD
Danny Buggs	36	575	16.0	2
Mike Thomas	35	387	11.1	2
John McDaniel	34	577	17.0	4

78 Results (8-8)

16	@ N. England	14
35	Philadelphia	30
28	@ St. Louis	10
23	NY Jets	3
9	DALLAS	5
21	@ Detroit	19
10	@ Phila.	17
6	@ NY Giants	17
38	San Francisco	20
17	@ Baltimore	21
16	NY Giants (OT)	13
17	St. Louis	27
10	@ DALLAS	37
0	Miami	16
17	@ Atlanta	20
10	Chicago	14
273		283

79 Schedule

Sept. 2	—Houston
Sept. 9	—@ Detroit
Sept. 17	—NY Giants
Sept. 23	—@ St. L.
Sept. 30	—@ Atlan.
Oct. 7	—Phila.
Oct. 14	—@ Cleve.
Oct. 21	—@ Phila.
Oct. 28	—N. Orleans
Nov. 4	—@ Pitts.
Nov. 11	—St. Louis
Nov. 18	—DALLAS
Nov. 25	—@ NY Gts.
Dec. 2	—Green Bay
Dec. 9	—Cincinnati
Dec. 16	—@ DALLAS

The 1978 Season At A Glance

Cowboys 38, Colts 0

At Dallas, September 4

BALTIMORE	0	0	0	0	0	0
DALLAS	0	21	14	3	38	
Cowboys — Dennison 1 run (Septien Kick)							
Cowboys — Dorsett 91 pass from Staubach (Septien kick)							
Cowboys — DuPree 8 pass from Staubach (Septien kick)							
Cowboys — D. Pearson 38 pass from Staubach (Septien kick)							
Cowboys — Saldi 1 pass from Staubach (Septien kick)							
Cowboys — FG Septien 48							
Attendance — 64,224							

Team Statistics

	Colts	Cowboys
First Downs	9	25
Total Net Yards	181	583
Net Yards Rushing	99	278
Net Yards Passing	82	305
Passes	9-20	19-27
Passes Intercepted By	2	2
Punts-Average	7-37.0	0-0
Fumbles-Lost	1-1	1-1
Penalties-Yards	5-35	4-35

Rushing

Colts — McCauley, 12 for 40; Leaks, 9 for 34; Kirkland, 2 for 17; Hardeman, 1 for 4; R. Lee, 3 for 4.

Cowboys — Dorsett, 15 for 147; Dennison, 11 for 65, 1 touchdown; Newhouse, 11 for 46; Laidlaw, 7 for 13; P. Pearson, 1 for 5; D. White, 1 for 2.

Passing

Colts — Kirkland, 9 of 20 for 116 yards, 2 interceptions.

Cowboys — Staubach, 16 of 22 for 280 yards, 4 touchdowns, 2 interceptions; D. White, 3 of 4 for 25 yards; Hill 0 of 1.

Receiving

Colts — McCall, 3 for 53; R. Lee, 2 for 14; M. Johnson, 1 for 22; Carr, 1 for 17; Doughty, 1 for 9; McCauley, 1 for 1.

Cowboys — Dorsett, 3 for 107, 1 touchdown; D. Pearson, 3 for 61, 1 touchdown; Hill, 2 for 55; P. Pearson, 4 for 49; Johnson, 1 for 13; DuPree, 2 for 11, 1 touchdown; Newhouse, 2 for 6; Richards, 1 for 2; Saldi, 1 for 1, 1 touchdown.

Cowboys 34, Giants 24

At New York, September 10

DALLAS	7	14	6	7	34
N.Y. GIANTS	0	7	10	7	24
Cowboys — DuPree 4 pass from Staubach (Septien kick)						
Cowboys — Newhouse 2 run (Septien kick)						
Giants — Dixon 4 pass from Pisarcik (Danelo kick)						
Cowboys — Saldi 2 pass from Staubach (Septien kick)						
Giants — Hammond 1 run (Danelo kick)						
Giants — Danelo 42 FG						
Cowboys — Newhouse 1 run (kick failed)						
Cowboys — Dorsett 3 run (Septien kick)						
Giants — Doornink 1 run (Danelo kick)						
Attendance — 73,265						

Team Statistics

	Cowboys	Giants
First Downs	32	22
Total Net Yards	401	343
Net Yards Rushing	189	100
Net Yards Passing	212	243
Passes	18-28	15-37
Passes Intercepted By	3	1
Punts-Average	4-37.3	4-44.5
Fumbles-Lost	2-1	2-1
Penalties-Yards	6-60	5-37

Rushing

Cowboys — Dorsett, 24 for 111, 1 touchdown; Newhouse 22 for 75, 2 touchdowns; Staubach, 3 for 3.

Giants — Hammond, 5 for 33, 1 touchdown; Kotar, 10 for 26; Pough, 1 for 25; Taylor, 2 for 13; Csonka, 3 for 5; Doornink, 1 for 1, 1 touchdown; Spencer, 2 for —3.

Passing

Cowboys — Staubach, 18 of 28 for 212 yards, 2 touchdowns, 1 interception.

Giants — Pisarcik, 15 of 37 for 261 yards, 1 touchdown, 3 interceptions.

Receiving

Cowboys — D. Pearson, 6 for 89; Hill, 3 for 35; DuPree, 3 for 33, 1 touchdown; P. Pearson, 2 for 33; Dorsett, 2 for 6; Newhouse, 1 for 14; Saldi 1 for 2, 1 touchdown.

Giants — Robinson, 4 for 100; Shirk, 3 for 72; Thompson, 3 for 26; Kotar, 2 for 50; Dixon, 2 for 15, 1 touchdown; Hammond, 1 for —2.

Rams 27, Cowboys 14

At Los Angeles, September 17

DALLAS 0 7 0 7-14
LOS ANGELES ... 7 7 0 13-27

Rams — Cappelletti 1 run (Corral kick)

Cowboys — DuPree 14 pass from Staubach (Septien kick)

Rams — Jessie 21 pass from Haden (Corral kick)

Cowboys — Hill 18 pass from Staubach (Septien kick)

Rams — Miller 43 pass from Haden (kick failed)

Rams — Perry 43 interception return (Corral kick)

Attendance — 65,749

Team Statistics

	Cowboys	Rams
First Downs	21	16
Total Net Yards	319	317
Net Yards Rushing	96	98
Net Yards Passing	223	219
Passes	22-46	14-25
Passes Intercepted By	2	4
Punts-Average	6-42.0	7-36.4
Fumbles-Lost	3-1	0-0
Penalties-Yards	6-34	9-84

Rushing

Cowboys — Dorsett, 19 for 38; Newhouse, 7 for 34; Staubach, 2 for 25; P. Pearson, 1 for -1.

Rams — Bryant, 20 for 61; Cappelletti, 15 for 39, 1 touchdown; Ferragamo, 1 for -2.

Passing

Cowboys — Staubach, 22 of 46 for 246 yards, 2 touchdowns, 4 interceptions.

Rams — Haden, 14 of 25 for 227 yards, 2 touchdowns, 2 interceptions.

Receiving

Cowboys — Dorsett, 6 for 32; P. Pearson, 5 for 72; B. Johnson, 3 for 54; Hill, 3 for 41, 1 touchdown; Newhouse, 2 for 28; DuPree, 1 for 14, 1 touchdown; Saldi, 1 for 5; D. Pearson, 1 for 0.

Rams — Jessie, 7 for 144, 1 touchdown; Miller, 5 for 68, 1 touchdown; Scales, 1 for 12; Bryant, 1 for 3.

Cowboys 21, Cardinals 12

At Dallas, September 24

ST. LOUIS 7 3 2 0-12
DALLAS 0 7 0 14-21

Cardinals — Gray 9 pass from Hart (Bakken kick)

Cardinals — FG Bakken 23

Cowboys — Dorsett 7 run (Septien kick)

Cardinals — Safety, Thaxton blocked punt out of end zone

Cowboys — Newhouse 2 run (Septien kick)

Cowboys — Newhouse 15 pass from Staubach (Septien kick)

Attendance — 62,760

Team Statistics

	Cardinals	Cowboys
First Downs	16	20
Total Net Yards	310	389
Net Yards Rushing	115	216
Net Yards Passing	195	173
Passes	15-30	16-26
Passes Intercepted By	0	0
Punts-Average	6-37.3	6-37.6
Fumbles-Lost	1-0	2-2
Penalties-Yards	2-15	4-33

Rushing

Cardinals — Morris, 16 for 65; Otis, 10 for 25; S. Jones, 9 for 19; Harrell, 1 for 6.

Cowboys — Dorsett, 21 for 154; 1 touchdown; Newhouse, 12 for 53, 1 touchdown; Staubach, 3 for 7; Dennison, 1 for 2.

Passing

Cardinals — Hart, 15 of 30 for 204 yards, 1 touchdown.

Cowboys — Staubach, 16 of 26 for 182 yards, 1 touchdown.

Receiving

Cardinals — Gray, 7 for 107, 1 touchdown; Ramson, 2 for 31; Morris, 2 for 25; Tilley, 2 for 24; Otis, 1 for 10; Childs, 1 for 7.

Cowboys — D. Pearson, 3 for 54; Newhouse, 3 for 27, 1 touchdown; P. Pearson, 3 for 26; DuPree, 2 for 39; Hill, 2 for 17; Johnson, 1 for 7; Dorsett, 1 for 6; Dennison, 1 for 6.

Redskins 9, Cowboys 5

At Washington, October 2

DALLAS 0 0 3 2-5
WASHINGTON ... 3 3 0-9

Redskins — FG Moseley 52

Redskins — FG Moseley 42

Cowboys — FG Septien 19

Redskins — FG Moseley 27

Cowboys — Safety, Waters tackles

Theismann in end zone

Attendance — 55,031

Team Statistics

	Cowboys	Redskins
First Downs	19	16
Total Net Yards	309	251
Net Yards Rushing	109	127
Net Yards Passing	200	124

Passes	13-30	11-22
Passes Intercepted By	1	1
Punts-Average	5-38.3	5-39.2
Fumbles-Lost	1-1	1-0
Penalties-Yards	8-44	7-59

Rushing

Cowboys — Dorsett, 21 for 61; Newhouse, 7 for 26; Staubach, 2 for 13; P. Pearson, 1 for 1; Dennison, 2 for 8.
Redskins — Riggins, 19 for 96; Thomas, 15 for 40; Theismann, 2 for —9.

Passing

Cowboys — Staubach, 13 of 30 for 212 yards, 1 interception.
Redskins — Theismann, 11 of 22 for 156 yards, 1 interception.

Receiving

Cowboys — D. Pearson, 4 for 72; Hill, 3 for 75; DuPree, 3 for 48; P. Pearson, 2 for 11; Newhouse, 1 for 6.
Redskins — Thompson, 6 for 88; McDaniel, 3 for 45; Grant, 1 for 17; Riggins, 1 for 6.

Cowboys 24, Giants 3

At Dallas, October 8

NEW YORK	0	3	0	0	— 3
DALLAS	7	7	7	3	— 24

Cowboys — Hill 17 pass from Staubach (Septien kick)

Giants — FG Danelo 37

Cowboys — DuPree 23 pass from

Staubach (Septien kick)

Cowboys — Hill 30 pass from Staubach

(Septien kick)

Cowboys — FG Septien 22

Attendance — 63,420

Team Statistics

	Giants	Cowboys
First Downs	10	21
Total Net Yards	142	357
Net Yards Rushing	102	157
Net Yards Passing	40	200
Passes	6-20	17-33
Passes Intercepted By	1	1
Punts-Average	9-44.0	6-39.6
Fumbles-Lost	3-1	1-1
Penalties-Yards	5-55	4-35

Rushing

Giants — Kotar, 5 for 42; Hammond, 12 for 32; Csonka, 4 for 12; Doornink, 3 for 6; Spencer, 1 for 6; Pough, 1 for 3; Dean, 1 for 2; Taylor, 1 for —1.

Cowboys — Dorsett, 17 for 73; Newhouse, 9 for 51; Staubach, 4 for 25; Blackwell, 2 for 5; Laidlaw, 1 for 3; P. Pearson, 1 for 0.

Passing

Giants — Pisarcik, 3 of 6 for 76 yards;

Goldsteyn, 3 of 13 for 27 yards, 1 interception; Dean, 0 of 1 for 0 yards.

Cowboys — Staubach, 17 of 32 for 246 yards, 3 touchdowns, 1 interception; D. White 0 of 1.

Receiving

Giants — Robinson, 2 for 53; Csonka, 1 for 23; Kotar, 1 for 15; Perkins, 1 for 10; Pough, 1 for 2.

Cowboys — Hill, 7 for 122, 2 touchdowns; P. Pearson, 4 for 53; Dorsett, 3 for 42; D. Pearson, 2 for 16; DuPree, 1 for 23, 1 touchdown.

Cowboys 24, Cardinals 21

(OVERTIME)

At St. Louis, October 15

DALLAS	0	7	14	0	3	— 24
ST. LOUIS	7	7	0	7	0	— 21

Cardinals — Otis 2 run (Bakken kick)

Cowboys — Newhouse 6 pass from

Staubach (Septien kick)

Cardinals — Otis 1 run (Bakken kick)

Cowboys — Hill 37 pass from Staubach

(Septien kick)

Cowboys — Hill 6 pass from Staubach

(Septien kick)

Cardinals — Morris 1 pass from Hart

(Bakken kick)

Cowboys — FG Septien 47

Attendance — 48,991

Team Statistics

	Cowboys	Cardinals
First Downs	24	21
Total Net Yards	418	372
Net Yards Rushing	131	136
Net Yards Passing	287	236
Passes	23-41	17-29
Passes Intercepted By	2	2
Punts-Average	6-41.5	7-38.9
Fumbles-Lost	2-2	2-1
Penalties-Yards	12-109	4-46

Rushing

Cowboys — Newhouse, 12 for 47; D. Pearson, 2 for 34; Staubach, 5 for 26; Dorsett, 12 for 24; Hill, 1 for 0.

Cardinals — Otis, 28 for 88, 2 touchdowns; Morris, 13 for 30; Jones, 4 for 13; Ramson, 1 for 5; Little, 1 for 0.

Passing

Cowboys — Staubach, 23 of 40 for 289 yards, 3 touchdowns, 2 interceptions; White, 0 for 1, 0 yards.

Cardinals — Hart, 17 of 28 for 264 yards, 1 touchdown, 1 interception; Pisarkiewicz, 0 of 1, 0 yards, 1 interception.

Receiving

Cowboys — D. Pearson, 7 for 101; Hill, 3 for 60, 2 touchdowns; P. Pearson, 4 for 57; Dorsett, 4 for 21; Du-

Pree, 2 for 32; Newhouse, 2 for 17; Johnson, 1 for 1.

Cardinals — Gray, 4 for 89; Ramson, 4 for 56; Morris, 4 for 26, 1 touchdown; Tiley, 3 for 60; Jones, 2 for 33.

Cowboys 14, Eagles 7

At Dallas, October 22

PHILADELPHIA .. 0 0 7 0-7
DALLAS 0 14 0 0-14

Cowboys — Newhouse 1 run (Septien kick)

Cowboys — D. Pearson 11 pass from Staubach (Septien kick)

Eagles — Krepfle 34 pass from Jaworski (Mike-Mayer kick)

Attendance — 60,525

Team Statistics

	Eagles	Cowboys
First Downs	15	15
Total Net Yards	262	278
Net Yards Rushing	117	191
Net Yards Passing	145	87
Passes	14-27	10-22
Passes Intercepted By	0	0
Punts-Average	8-42.9	8-43.1
Fumbles-Lost	2-1	0-0
Penalties-Yards	7-53	8-59

Rushing

Eagles — Montgomery 18 for 57; Hogan, 6 for 33; Franklin, 6 for 23; Sciarra, 1 for 4.

Cowboys — Newhouse, 12 for 67, 1 touchdown; P. Pearson, 10 for 61; Dorsett, 7 for 24; Staubach, 3 for 21; DuPree, 1 for 15; Hill, 1 for 3.

Passing

Eagles — Jaworski, 14 of 27 for 179 yards, 1 touchdown.

Cowboys — Staubach, 10 of 22 for 108 yards, 1 touchdown.

Receiving

Eagles — Krepfle, 4 for 100, 1 touchdown; Carmichael, 3 for 45; Montgomery, 3 for 8; Franklin, 2 for 10; Payne, 1 for 13; Betterton, 1 for 6.

Cowboys — D. Pearson, 3 for 49, 1 touchdown; Newhouse, 3 for 32; P. Pearson, 3 for 24; Dorsett, 1 for 3.

Vikings 21, Cowboys 10

At Dallas, October 26

MINNESOTA 14 7 0 0-21
DALLAS 0 3 7 0-10

Vikings — Foreman 4 pass from Tarkenton (Danmeier kick)

Vikings — Young 4 run (Danmeier kick)

Cowboys — FG Septien 25
Vikings — White 12 pass from Tarkenton (Danmeier kick)

Cowboys — Newhouse 1 run (Septien kick)

Attendance — 61,848

Team Statistics

	Vikings	Cowboys
First Downs	21	13
Total Net Yards	281	239
Net Yards Rushing	144	92
Net Yards Passing	145	87
Passes	18-32	12-27
Passes Intercepted By	2	0
Punts-Average	7-45.7	5-43.0
Fumbles-Lost	0-0	2-2
Penalties-Yards	6-40	5-50

Rushing

Vikings — Foreman, 22 for 101; Johnson, 5 for 22; Young, 8 for 21, 1 touchdown; White, 2 for 3; Tarkenton, 1 for -3.

Cowboys — Newhouse, 11 for 43, 1 touchdown; Dorsett, 11 for 38; P. Pearson, 1 for 8; Staubach, 1 for 3.

Passing

Vikings — Tarkenton, 18 of 32 for 139 yards, 2 touchdowns.

Cowboys — Staubach, 12 of 26 for 148 yards, 2 interceptions; Dorsett, 0 for 1.

Receiving

Vikings — Foreman, 5 for 33, 1 touchdown; Rashad, 4 for 34; Tucker, 4 for 25; S. White, 2 for 36, 1 touchdown; Young, 2 for 2; Voigt, 1 for 3.

Cowboys — Hill, 3 for 34; DuPree, 2 for 41; D. Pearson, 2 for 38; P. Pearson, 2 for 14; Newhouse, 2 for 9; Dorsett, 1 for 12.

Dolphins 23, Cowboys 16

At Miami, November 5

DALLAS 0 3 6 7-16
MIAMI 17 3 0 3-23

Dolphins — Bulaich 1 run (Yepremian kick)

Dolphins — Williams 1 run (Yepremian kick)

Dolphins — FG Yepremian 45

Cowboys — FG Septien 30

Dolphins — FG Yepremian 23

Cowboys — FG Septien 39

Cowboys — FG Septien 24

Dolphins — FG Yepremian 33

Cowboys — DuPree 9 pass from Staubach (Septien kick)

Attendance — 69,414

Team Statistics

	Dallas	Miami
First Downs	17	13

Total Net Yards	328	206
Net Yards Rushing	89	54
Net Yards Passing	239	152
Passes	19-30	12-18
Passes Intercepted By	0	2
Punts-Average	2-43.5	5-38.4
Fumbles-Lost	4-3	1-0
Penalties-Yards	6-81	8-57

Rushing

Cowboys — Dorsett, 10 for 49; Newhouse, 12 for 23; P. Pearson, 2 for 14; Staubach, 1 for 8; D. Pearson, 1 for -5.

Dolphins — Williams, 15 for 26, 1 touchdown; L. Harris, 7 for 17; Bulaich, 4 for 5, 1 touchdown; Davis, 2 for 6.

Passing

Cowboys — Staubach, 19 of 30 for 275 yards, 1 touchdown, 2 interceptions. Dolphins — Griese, 12 of 18 for 185 yards.

Receiving

Cowboys — DuPree, 8 for 73, 1 touchdown; Hill, 4 for 99; P. Pearson, 3 for 56; Dorsett, 3 for 34; D. Pearson, 4 for 13.

Dolphins — Tillman, 4 for 71; D. Harris, 4 for 31; Williams, 3 for 72; L. Harris, 1 for 11.

Cowboys 42, Packers 14

At Green Bay, November 12

DALLAS	7	14	14	7-42
GREEN BAY	7	0	0	7-14

Packers — Smith 1 run (Marcol kick)
Cowboys — Newhouse 14 run (Septien kick)
Cowboys — Dorsett 9 run (Septien kick)
Cowboys — DuPree 8 pass from Staubach (Septien kick)
Cowboys — Newhouse 3 run (Septien kick)
Cowboys — DuPree 18 pass from Staubach (Septien kick)
Cowboys — Dorsett 33 run (Septien kick)
Packers — Odum 18 pass from Douglas (Marcol kick)
Attendance — 55,256

Team Statistics

	Cowboys	Packers
First Downs	32	9
Total Net Yards	537	142
Net Yards Rushing	313	66
Net Yards Passing	224	76
Passes	21-34	7-26
Passes Intercepted By	2	0
Punts-Average	3-34.3	9-34.9
Fumbles-Lost	4-2	1-1
Penalties-Yards	9-65	6-41

Rushing

Cowboys — Dorsett, 23 for 149, 2

touchdowns; Newhouse, 18 for 101, 2 touchdowns; Laidlaw, 6 for 33; Blackwell, 6 for 29; Staubach, 1 for 3; D. White, 1 for 0; Brinson, 3 for -2. Packers — Middleton, 9 for 29; Douglas, 1 for 17; Culbreath, 3 for 14; Smith, 3 for 6, 1 touchdown.

Passing

Cowboys — Staubach, 19 of 31 for 200 yards, 2 touchdowns; D. White, 2 of 3 for 34 yards.

Packers — Whitehurst, 3 of 16 for 31 yards, 1 interception; Sproul, 1 of 5 for 16 yards; Douglass, 3 of 5 for 41 yards, 1 touchdown, 1 interception.

Receiving

Cowboys — Johnson, 4 for 56; D. Pearson, 4 for 39; Newhouse, 4 for 37; P. Pearson, 4 for 25; Hill, 2 for 35; DuPree, 2 for 26, 2 touchdowns; Dorsett, 1 for 16.

Packers — McGeorge, 3 for 41; Odum, 1 for 18, 1 touchdown; Lofton, 1 for 12; Thompson, 1 for 11; Middleton, 1 for 6.

Cowboys 27, Saints 7

At Dallas, November 19

NEW ORLEANS	7	0	0	0-7
DALLAS	0	14	7	6-27

Saints — Muncie 1 run (Mike-Mayer kick)
Cowboys — Dorsett 3 run (Septien kick)
Cowboys — Staubach 1 run (Septien kick)
Cowboys — DuPree 24 pass from Staubach (Septien kick)
Cowboys — FG Septien 24
Cowboys — FG Septien 26
Attendance — 57,920

Team Statistics

	Saints	Cowboys
First Downs	15	17
Total Net Yards	277	304
Net Yards Rushing	62	198
Net Yards Passing	215	106
Passes	24-39	9-15
Passes Intercepted By	0	3
Punts-Average	6-39.5	5-46.0
Fumbles-Lost	1-1	1-0
Penalties-Yards	6-50	6-65

Rushing

Saints — Muncie, 7 for 26, 1 touchdown; Galbreath, 8 for 22; Manning, 2 for 14.

Cowboys — Dorsett, 25 for 152, 1 touchdown; Laidlaw, 11 for 33; Newhouse, 2 for 5; Staubach, 2 for 5, 1 touchdown; Blackwell, 1 for 3; Brinson, 1 for 0.

Passing

Saints — Manning, 24 of 38 for 235 yards, 3 interceptions; Harris, 0 of 1.
Cowboys — Staubach, 9 of 15 for 141 yards, 1 touchdown.

Receiving

Saints — Galbreath, 7 for 66; Harris, 5 for 62; Childs, 4 for 42; Muncie, 3 for 33; Owens, 3 for 32; Chandler, 1 for 5; Strachan, 1 for —.
Cowboys — DuPree, 3 for 73, 1 touchdown; P. Pearson, 2 for 29; D. Pearson, 1 for 17; Johnson, 1 for 14; Dorsett, 1 for 4; Laidlaw, 1 for 4.

Cowboys 37, Redskins 10

At Dallas, November 23

WASHINGTON ... 0 0 3 7-10
DALLAS 13 7 10 7-37

Cowboys — FG Septien 33
Cowboys — FG Septien 21
Cowboys — Laidlaw 1 run
Cowboys — D. Pearson 53 pass from Staubach (Septien kick)
Redskins — FG Moseley 48
Cowboys — FG Septien 44
Cowboys — Laidlaw 2 run (Septien kick)
Cowboys — Brinson 39 run (Septien kick)
Redskins) — Fugett 16 pass from Theismann (Moseley kick)
Attendance — 64,905

Team Statistics

	Redskins	Cowboys
First Downs	11	26
Total Net Yards	202	507
Net Yards Rushing	82	289
Net Yards Passing	120	218
Passes	10-24	9-19
Passes Intercepted By	1	0
Punts-Average	9-39.3	2-42.0
Fumbles-Lost	1-1	1-1
Penalties-Yards	11-100	8-76

Rushing

Redskins — Riggins, 12 for 40; Thomas, 11 for 24; Theismann, 3 for 17; Malone, 2 for 0.
Cowboys — Laidlaw, 16 for 122, 2 touchdowns; Dorsett, 21 for 72; Brinson, 4 for 51, 1 touchdown; Staubach, 7 for 27; P. Pearson, 5 for 14; D. White, 1 for 3.

Passing

Redskins — Theismann, 10 of 24 for 150 yards, 1 touchdown.
Cowboys — Staubach, 9 of 19 for 218 yards, 1 touchdown, 1 interception.

Receiving

Redskins — Thompson, 3 for 64; Thomas, 2 for 28; Riggins, 2 for 24;

McDaniel, 2 for 18; Fugett, 1 for 16, 1 touchdown.

Cowboys — D. Pearson, 4 for 116, 1 touchdown; Hill, 3 for 94; DuPree, 1 for 6; Laidlaw, 1 for 2.

Cowboys 17, Patriots 10

At Dallas, December 3

NEW ENGLAND .. 7 3 0 0-10
DALLAS 3 0 7 7-17

Cowboys — FG Septien 26
Patriots — Cunningham 52 run (Posey kick)
Patriots — FG Posey 30
Cowboys — Hill 40 pass from Staubach (Septien kick)
Cowboys — DuPree 36 pass from Staubach (Septien kick)
Attendance — 63,263

Team Statistics

	Patriots	Cowboys
First Downs	16	17
Total Net Yards	363	329
Net Yards Rushing	213	99
Net Yards Passing	150	230
Passes	13-29	15-27
Passes Intercepted By	0	2
Punts-Average	5-39.2	8-38.5
Fumbles-Lost	4-1	4-1
Penalties-Yards	4-36	1-5

Rushing

Patriots — Cunningham, 14 for 93, 1 touchdown; Johnson, 14 for 80; Grogan, 3 for 26; Ivory, 5 for 14.
Cowboys — Dorsett, 15 for 49; Laidlaw, 13 for 40; Staubach, 7 for 10.

Passing

Patriots — Grogan, 13 of 29 for 170 yards, 2 interceptions.
Cowboys — Staubach, 15 of 27 for 243 yards, 2 touchdowns.

Receiving

Patriots — Jackson, 6 for 80; Morgan, 3 for 42; Francis, 2 for 34; Johnson, 1 for 9; Cunningham, 1 for 5.
Cowboys — Hill, 4 for 72, 1 touchdown; DuPree, 2 for 53, 1 touchdown; Laidlaw, 2 for 48; P. Pearson, 4 for 39; Dorsett, 3 for 31.

Cowboys 31, Eagles 13

At Philadelphia, December 10

DALLAS 14 0 10 7-31
PHILADELPHIA .. 7 0 0 6-13

Cowboys — Laidlaw 1 run (Septien kick)
Cowboys — Dorsett 16 pass from Staubach (Septien kick)

Eagles — Hogan 1 run (Michel kick)
 Cowboys — Dorsett 23 run (Septien kick)
 Cowboys — FG Septien 18
 Cowboys — Laidlaw 44 pass from
 Staubach (Septien kick)
 Eagles — Barnes 4 run (kick failed)
 Attendance — 64,667

Team Statistics

	Cowboys	Eagles
First Downs	17	11
Total Net Yards	315	224
Net Yards Rushing	146	139
Net Yards Passing	169	85
Passes	13-20	9-26
Passes Intercepted By	2	0
Punts-Average	6-39.8	7-38.4
Fumbles-Lost	4-0	4-3
Penalties-Yards	1-5	7-65

Rushing

Cowboys — Laidlaw, 15 for 50, 1 touchdown; Dorsett, 20 for 63, 1 touchdown; Hill, 1 for 14; Brinson, 2 for 11; D. White, 2 for 2; Staubach, 1 for 6.
 Eagles — Montgomery, 15 for 75; Hogan, 8 for 32, 1 touchdown; Jaworski, 1 for 15; Campfield, 2 for 9; Barnes, 1 for 4, 1 touchdown; Sciarra, 1 for 4.

Passing

Cowboys — Staubach, 13 of 19 for 190 yards, 2 touchdowns; D. White, 0 for 1.
 Eagles — Jaworski, 9 of 26 for 151 yards, 2 interceptions.

Receiving

Cowboys — Dorsett, 3 for 37, 1 touchdown; Hill, 4 for 73; D. Pearson, 2 for 15; P. Pearson, 2 for 5; Laidlaw, 1 for 44, 1 touchdown; DuPree, 1 for 16.
 Eagles — Carmichael, 3 for 91; Montgomery, 3 for 14; Payne, 2 for 35; Smith, 1 for 11.

Cowboys 30, Jets 7

At New York, December 17

DALLAS	7	3	13	7-30
NEW YORK	0	0	0	7-7

Cowboys — Dorsett 7 run (Septien kick)
 Cowboys — FG Septien 22
 Cowboys — Newhouse 1 run (Septien kick)
 Cowboys — Dorsett 54 fumble return (conversion fumbled)
 Jets — Barkum 9 pass from Robinson (Leahy kick)
 Cowboys — Brinson 8 run (Septien kick)
 Attendance — 52,532

Team Statistics

	Cowboys	Jets
First Downs	23	11
Total Net Yards	346	137

Net Yards Rushing	190	68
Net Yards Passing	156	69
Passes	15-24	8-28
Passes Intercepted By	3	1
Punts-Average	5-32.0	7-34.4
Fumbles-Lost	4-0	3-1
Penalties-Yards	4-25	1-10

Rushing

Cowboys — Dorsett, 29 for 121, 1 touchdown; Brinson, 8 for 36, 1 touchdown; Laidlaw, 6 for 18; Newhouse, 6 for 13, 1 touchdown; P. Pearson, 3 for 2.
 Jets — Long, 9 for 40; Harper, 3 for 25; Dierking, 5 for 8; Robinson, 2 for -5.

Passing

Cowboys — D. White, 15 of 24 for 156 yards, 1 interception.
 Jets — Robinson, 8 of 28 for 102 yards, 1 touchdown, 3 interceptions.

Receiving

Cowboys — Dorsett, 5 for 27; Hill, 3 for 21; D. Pearson, 2 for 44; P. Pearson, 2 for 23; DuPree, 1 for 21; Johnson, 1 for 10; Laidlaw, 1 for 10.
 Jets — Gaffney, 3 for 47; Walker, 2 for 35; Barkum, 2 for 17, 1 touchdown; Shuler, 1 for 3.

1978 Team Statistics

	DALLAS	OPP.
TOTAL FIRST DOWNS	342	232
Rushing	146	83
Passing	167	128
Penalty	29	21
Third Down Efficiency	118/235	78/220
TOTAL NET YARDS	5959	4009
Avg. Per Game	372.4	250.6
Total Plays	1107	967
Avg. Per Play	5.4	4.1
NET YARDS RUSHING	2783	1721
Avg. Per Game	173.9	107.6
Total Rushes	625	477
Avg. Per Rush	4.5	3.6
NET YARDS PASSING	3176	2288
Avg. Per Game	198.5	143.0
Tackled/Yards Lost	33/229	58/442
Gross Yards Passing	3405	2730
Attempts/Completions	449/251	432/202
Pct. of Completions	55.9	46.8
Had Intercepted	17	23
PUNTS/AVERAGE	77/39.9	108/39.2
PUNT RETURNS/AVG.	63/8.0	40/7.8
KICKOFF RETURNS/AVG.	47/19.1	73/23.4
PENALTIES/YARDS	96/816	95/783
FUMBLES/BALL LOST	36/18	27/13
TOUCHDOWNS	48	25
Rushing	22	13
Passing	25	11
Returns	1	1
EXTRA POINTS/ATMPTS.	.46/48*	23/25
FIELD GOALS/ATMPTS.	.16/26	11/22
TOTAL POINTS	384	208

*—one PAT attempt not charged to Septien

Dallas Cowboys Final 1978 Statistics

RESULTS AND ATTENDANCE (12-4)

COWBOYS	OPPONENTS	Att.	Yds.	Avg.	Lg.	TD
(W) 38 BALTIMORE	(64,224)	0				
(W) 34 @ N. Y. Giants	(73,265)	24				
(L) 14 @ Los Angeles	(65,749)	27				
(W) 21 ST. LOUIS	(62,760)	12				
(L) 5 @ Washington	(55,031)	9				
(W) 24 N. Y. Giants	(63,420)	3				
(W) 24 @ St. Louis (OT)	(48,991)	21				
(W) 14 PHILADELPHIA	(60,525)	7				
(L) 10 MINNESOTA	(61,848)	21				
(L) 16 @ Miami	(69,414)	23				
(W) 42 @ Green Bay (Mil.)	(55,256)	14				
(W) 27 NEW ORLEANS	(57,920)	7				
(W) 37 WASHINGTON	(64,905)	10				
(W) 17 NEW ENGLAND	(63,263)	10				
(W) 31 @ Philadelphia	(64,667)	13				
(W) 30 @ N. Y. Jets	(52,532)	7				

SCORE BY QUARTERS

	1	2	3	4	OT	Tot
†COWBOYS	58	121	118	84	3	384
†Opponents	83	43	25	57	0	208

FIELD GOALS

	1-19	20-29	30-39	40-49	50+
COWBOYS	2-3	8-8	3-5	6-11	0-0
Opponents	0-0	3-3	3-7	4-10	1-2

Septien: (18M, 45M, 48); (0-0); (49M); (0-0); (19); (22); (49M, 47); (40M); (25); (30, 39, 24); (33M); (47M, 24, 26); (33, 21, 38M, 44); (26); (44M, 18, 43M); (22).

RECEIVING

Player	No.	Yds.	Avg.	Lg.	TD
P. Pearson	47	526	11.2	34	0
Hill	46	823	17.9	54	6
D. Pearson	44	714	16.2	53t	3
Dorsett	37	378	10.2	91t	2
DuPree	34	509	15.0	38	9
Newhouse	20	176	8.8	24	2
Johnson	12	155	12.9	23	0
Laidlaw	6	108	18.0	44t	1
Saldi	3	8	2.7	5	2
Dennison	1	6	6.0	6	0
*Richards	1	2	2.0	2	0
Total	251	3405	13.6	91t	25
Opp. Total	202	2730	13.5	51	11

KICKOFF RETURNS

Player	No.	Yds.	Avg.	Lg.	TD
Johnson	29	603	20.8	56	0
Brinson	6	93	15.5	31	0
Blackwell	3	70	23.3	31	0
Dennison	3	63	21.0	24	0
Thurman	3	42	14.0	20	0
R. White	1	15	15.0	15	0
Lawless	1	10	10.0	10	0
Saldi	1	0	0.0	0	0
Total	47	896	19.1	56	0
Opp. Total	73	1709	23.4	57	0

RUSHING

Player	Att.	Yds.	Avg.	Lg.	TD
Dorsett	290	1325	4.6	63	7
Newhouse	140	584	4.2	24	8
Laidlaw	75	312	4.2	59	3
Staubach	42	182	4.3	23	1
P. Pearson	25	104	4.2	18	0
Brinson	18	96	5.3	39t	2
Dennison	14	75	5.4	23	1
Blackwell	9	37	4.1	13	0
D. Pearson	3	29	9.7	33	0
Hill	3	17	5.7	14	0
DuPree	1	15	15.0	15	0
D. White	5	7	1.4	4	0
Total	625	2783	4.5	63	22
Opp. Total	477	1721	3.6	52t	13

INTERCEPTIONS

Player	No.	Yds.	Avg.	Lg.	TD
Barnes	5	72	14.4	38	0
Waters	4	61	15.3	22	0
Harris	4	26	6.5	23	0
Kyle	3	20	6.7	17	0
Hughes	2	80	40.0	56	0
Thurman	2	35	17.5	23	0
Cole	1	13	13.0	13	0
Martin	1	7	7.0	7	0
Breunig	1	2	2.0	2	0
Total	23	316	13.7	56	0
Opp. Total	17	176	10.4	43t	1

PUNTING

Player	No.	Yds.	Avg.	TB	In 20	Lg.
D. White	76	3076	40.5	11	16	56
†Total	77	3077	39.9	11	16	56
Opp. Total	108	4257	39.4	13	16	61

PUNT RETURNS

Player	No.	FC	Yds.	Avg.	Lg.	TD
Johnson	51	12	401	7.9	23	0
Hill	11	0	101	9.2	20	0
Thurman	1	0	0	0.0	0	0
Total	63	12	502	8.0	23	0
Opp. Total	40	13	311	7.8	38	0

SCORING

Player	TDR	TDP	TDRt	FG	PAT	TP
Septien	0	0	0	16-26	46-47	94
Dorsett	7	2	**1	0-0	0-0	60
Newhouse	8	2	0	0-0	0-0	60
DuPree	0	9	0	0-0	0-0	54
Hill	0	6	0	0-0	0-0	36
Laidlaw	3	1	0	0-0	0-0	24
D. Pearson	0	3	0	0-0	0-0	18
Brinson	2	0	0	0-0	0-0	12
Saldi	0	2	0	0-0	0-0	12
Dennison	1	0	0	0-0	0-0	6
Staubach	1	0	0	0-0	0-0	6
†Total	22	25	**1	16-26	46-47	384
†Opp. Total	13	11	1	11-22	23-25	208

PASSING

Player	Att.	Comp.	Yds.	Pct.	Avg.	TD	Int.	Pct.	Int.	Lg.	Lost/Att.	Rating
Staubach	413	231	3190	55.9	7.72	25	6.1	16	3.9	91t	32/219	84.9
D. White	34	20	215	58.8	6.32	0	0.0	1	2.9	35	1/10	65.3
Hill	1	0	0	0.0	0.00	0	0.0	0	0.0	0	0/0	0.0
Dorsett	1	0	0	0.0	0.00	0	0.0	0	0.0	0	0/0	0.0
Total	449	251	3405	55.9	7.68	25	5.6	17	3.8	91t	33/229	83.1
Opp. Total	432	202	2730	46.8	6.32	11	2.5	23	5.3	51	58/442	53.7

**—no longer with team

†—54-yard touchdown run with DuPree fumble

†—includes one blocked punt

†—includes one safety by each team

Divisional Playoff

DALLAS, Dec. 30 — Taking over for injured Roger Staubach, who suffered a concussion late in the first half, backup quarterback Danny White coolly directed the Cowboys to a pair of second-half touchdowns that overcame stubborn Atlanta.

A 14-point underdog, the Falcons led 20-13 when linebacker Robert Pennywell put Staubach out with two minutes left in the first half.

On the Cowboys' second possession of the second half, White drove Dallas 54 yards in seven plays, passing two yards to tight end Jackie Smith for the tying score. White kept the drive going with a key 24-yard pass to Billy Joe DuPree to the Atlanta 17.

A 10-yard punt by Atlanta's John James set up the Cowboys at the Falcons 30 early in the fourth quarter. It took White just six plays, with Scott Laidlaw scoring from the one, to send Dallas ahead 27-20.

In addition to his second-half quarterbacking, White ran for a first down from punt formation in the first quarter to set up the Cowboys' first touchdown.

Cowboys 27, Falcons 20

At Dallas, December 30

ATLANTA	7	13	0	0-20
DALLAS	10	3	7	7-27

Cowboys — FG Septien 34
 Falcons — Bean 14 run (Mazzetti kick)
 Cowboys — Laidlaw 13 run (Septien kick)

Falcons — FG Mazzetti 42
 Cowboys — FG Septien 48
 Falcons — Francis 17 pass from Bratkowski (Mazzetti kick)

Falcons — FG Mazzetti 22
 Cowboys — Smith 2 pass from D. White (Septien kick)

Cowboys — Laidlaw 1 run (Septien kick)

Attendance — 60,338

Team Statistics

	Falcons	Cowboys
First Downs 16	26
Total Net Yards 216	369
Net Yards Rushing 164	148
Net Yards Passing 52	221
Passes 8-23	17-37
Passes Intercepted By 1	3
Punts-Average 6-37.5	3-36.0
Fumbles-Lost 0-0	6-3
Penalties-Yards 7-69	7-65

Rushing

Falcons — Bean, 17 for 72, 1 touchdown; Stanback, 9 for 62; Franklin, 8 for 24; Esposito, 2 for 6.

Cowboys — Laidlaw, 17 for 66, 2 touchdowns; Dorsett, 14 for 65; DuPree, 1 for 20; Staubach, 1 for 3; P. Pearson, 1 for -2; D. White, 3 for -4.

Passing

Falcons — Bratkowski, 8 of 23 for 95 yards, 1 touchdown, 3 interceptions.

Cowboys — Staubach, 7 of 17 for 105 yards; D. White, 10 of 20 for 127 yards, 1 touchdown, 1 interception.

Receiving

Falcons — Francis, 6 for 66, 1 touchdown; Ryckman, 1 for 22; Esposito, 1 for 7.

Cowboys — DuPree, 5 for 59; D. Pearson, 4 for 75; Smith, 3 for 38, 1 touchdown; Hill, 3 for 36; Laidlaw, 1 for 15; Dorsett, 1 for 9.

NFC Championship Game

LOS ANGELES, Jan. 7 — All-Pro safety Charlie Waters keyed a superb defensive effort which forced seven Rams turnovers and sent the Cowboys to a record fifth Super Bowl.

Waters intercepted two passes, both leading to touchdowns, and also recovered a fumble.

His first interception and 20-yard return preceded Tony Dorsett's five-yard scoring run in the third quarter, breaking a scoreless defensive struggle.

Two series later the Dallas defense, led by Randy White, Larry Bethea and Aaron Kyle, stopped Jim Jodat for no gain on a fourth-and-one at the Dallas 14.

Following Waters' second interception, Roger Staubach hit Scott Laidlaw with a four-yard TD pass to give the Cowboys a 14-0 lead early in the fourth quarter.

After Harvey Martin recovered a Cullen Bryant fumble at the Dallas 10, Dorsett ran 53 yards around left end and six plays later Billy Joe DuPree caught an 11-yard scoring toss from Staubach.

Thomas Henderson closed out the scoring with a 68-yard interception return with 90 seconds to play.

Cowboys 28, Rams 0

At Los Angeles, January 7

DALLAS0	0	7	21	- 28
LOS ANGELES0	0	0	0	- 0

Cowboys — Dorsett 5 run (Septien kick)

Cowboys — Laidlaw 4 pass from Staubach (Septien kick)

Cowboys — DuPree 11 pass from Staubach (Septien kick)

Cowboys — Henderson 68 interception return (Septien kick)

Attendance — 67,470

Rushing

Cowboys — Dorsett, 17 for 101, 1 touchdown; Laidlaw, 10 for 20; Staubach, 3 for 7; Newhouse, 1 for 4; DuPree, 1 for 3; Smith, 1 for -9.

Rams — Bryant, 20 for 52; Haden, 2 for 20; Cappelletti, 3 for 19; Phillips, 3 for 2; Jodat, 2 for -5; Waddy, 1 for -7.

Passing

Cowboys — Staubach, 13 of 25 for 126 yards, 2 touchdowns, 2 interceptions.

Rams — Haden, 7 of 19 for 76 yards, 3 interceptions; Ferragamo, 7 of 16 for 130 yards, 2 interceptions.

Receiving

Cowboys — DuPree, 3 for 48, 1 touchdown; Johnson, 2 for 19; D. Pearson, 2 for 19; Dorsett, 2 for 15; P. Pearson, 2 for 12; Hill, 1 for 9; Laidlaw, 1 for 4.

Rams — Jessie, 4 for 42; Miller, 3 for 96; Waddy, 2 for 23; Bryant, 2 for 2; Scales, 1 for 18; Cappelletti, 1 for 15; Nelson, 1 for 10.

Team Statistics

	Cowboys	Rams
First-Downs	16	15
Total Net Yards	235	277
Net Yards Rushing	126	81
Net Yards Passing	109	196
Passes	13-25	14-35
Passes Intercepted By	5	2
Punts-Average	8-35.0	5-39.0
Fumbles-Lost	2-1	3-2
Penalties-Yards	10-85	5-40

Super Bowl XIII

MIAMI, Jan. 21 — A late rally by the Cowboys fell short after Terry Bradshaw's four touchdown passes gave Pittsburgh a big lead in one of the most exciting Super Bowls ever played.

Trailing 35-17 with less than seven minutes remaining, Roger Staubach drove the Cowboys to a pair of touchdowns but Rafael Septien's on-sides kick was recovered by Pittsburgh's Rocky Bleier with 22 seconds left, ending the Cowboys' reign as Super Bowl champions.

Dallas had taken a 14-7 lead in the second quarter on two of the numerous big plays that highlighted Super Bowl XIII. Near the end of the first quarter Tony Hill turned a short pass from Staubach into a 39-yard touchdown and a few minutes later Mike Hegman, with the help of Thomas Henderson, stole the ball from Bradshaw and raced 37 yards for a go-ahead touchdown.

But Bradshaw rallied the Steelers to a 21-14 lead by halftime and two plays in the second half sealed the Cowboys' fate.

The first occurred when the Cowboys' Jackie Smith dropped a sure touchdown pass in the end zone that would have tied the score 21-21. The second was the controversial interference call against cornerback Benny Barnes that set up a Pittsburgh touchdown early in the fourth quarter.

Steelers 35, Cowboys 31

At Miami, January 21

PITTSBURGH7	14	0	14-35
DALLAS7	7	3	14-31

Steelers — Stallworth 28 pass from Bradshaw (Gerela kick)
 Cowboys — Hill 39 pass from Staubach (Septien kick)
 Cowboys — Hegman 37 fumble return (Septien kick)
 Steelers — Stallworth 75 pass from Bradshaw (Gerela kick)
 Steelers — Bleier 7 pass from Bradshaw (Gerela kick)
 Cowboys — Septien FG 27
 Steelers — Harris 22 run (Gerela kick)
 Steelers — Swann 18 pass from Bradshaw (Gerela kick)
 Cowboys — DuPree 7 pass from Staubach (Septien kick)
 Cowboys — Johnson 4 pass from Staubach (Septien kick)

Rushing

Steelers — Harris, 20 for 68, 1 touchdown; Bleier, 2 for 3; Bradshaw, 2 for -5.

Cowboys — Dorsett, 16 for 96; Staubach, 4 for 37; Laidlaw, 3 for 12; P. Pearson, 1 for 6; Newhouse, 8 for 3.

Passing

Steelers — Bradshaw, 17 of 30 for 318 yards, 4 touchdowns, 1 interception.

Cowboys — Staubach, 17 of 30 for 228 yards, 3 touchdowns, 1 interception.

Receiving

Steelers — Swann, 7 for 124, 1 touchdown; Stallworth, 3 for 115, 2 touchdowns; Grossman, 3 for 29; Bell, 2 for 21; Harris, 1 for 22; Bleier, 1 for 7, 1 touchdown.

Cowboys — Dorsett, 5 for 44; D. Pearson, 4 for 73; Hill, 2 for 49, 1 touchdown; B. Johnson, 2 for 30, 1 touchdown; DuPree, 2 for 17, 1 touchdown; P. Pearson, 2 for 15.

Team Statistics

	Pittsburgh	Dallas
First Downs19	20
Total Net Yards357	330
Net Yards Rushing66	154
Net Yards Passing291	176
Passes17-30	17-30
Passes Intercepted By1	1
Punts-Average3-43.0	5-39.6
Fumbles-Lost2-2	3-2
Penalties-Yards5-35	9-89

THE RECORDS



CHUCK HOWLEY (1961-73)

Cowboys All-Time Leaders

RUSHING

Player	Att.	Yds.	Avg.	Long	TD
1. Perkins, Don (1961-68)	1,500	6,217	4.1	59	42
2. Hill, Calvin (1969-74)	1,166	5,009	4.3	55	39
3. Garrison, Walt (1966-74)	899	3,886	4.3	41	30
4. Newhouse, Robert (1972-78)	909	3,738	4.1	54	21
5. Dorsett, Tony (1977-78)	498	2,332	4.7	84	19
6. Staubach, Roger (1969-78)	373	2,092	5.6	33	20
7. Marsh, Amos (1961-64)	427	2,065	4.8	71	14
8. Reeves, Dan (1965-72)	535	1,990	3.7	67	25
9. Thomas, Duane (1970-71)	326	1,596	4.9	56	16

PASSING

Player	Att.	Comp.	Pct.	Yds.	TD	Int.	Rating
1. Staubach, R. (1969-78)	2,497	1,418	56.8	19,114	126	98	81.7
2. Morton, C. (1965-74)	1,308	685	52.4	10,279	80	73	75.5
3. Meredith, D. (1960-68)	2,308	1,170	50.7	17,199	135	111	74.7
4. LeBaron, E. (1960-63)	692	359	51.9	5,331	45	52	67.8

RECEIVING

Player	No.	Yds.	Avg.	Long	TD
1. Hayes, Bob (1965-74)	365	7,295	20.0	95	71
2. Clarke, Frank (1960-67)	281	5,214	18.6	80	50
3. Pearson, Drew (1973-78)	280	4,687	16.7	67	23
4. Rentzel, Lance (1967-70)	183	3,521	19.2	86	31
5. Garrison, Walt (1966-74)	182	1,794	9.9	53	9
6. DuPree, Billy Joe (1973-78)	171	2,532	14.8	42	24
7. Howton, Billy (1960-63)	161	2,368	14.7	69	17
8. Perkins, Don (1961-68)	146	1,310	9.0	39	3
9. Pearson, Preston (1975-78)	143	1,728	12.1	49	8
10. Hill, Calvin (1969-74)	139	1,359	9.8	39	6

PUNTING

Player	No.	Avg.	Long	Blk.
1. Baker, Sam (1962-63)	128	45.1	72	0
2. Sherer, Dave (1960)	57	42.5	67	1
3. Widby, Ron (1968-71)	247	41.8	84	2
4. Lothridge, Billy (1964)	62	40.3	75	1
4. Villanueva, Danny (1965-67)	192	40.3	58	1
6. Carrell, Duane (1974)	40	39.8	59	0
7. White, Danny (1976-78)	226	39.6	57	3
8. Hoopes, Mitch (1975)	68	39.4	55	1
9. Bateman, Marv (1972-74)	139	39.3	62	2
10. Green, Allen (1961)	61	36.7	53	1

INTERCEPTIONS

Player	No.	Yds.	Avg.	Long	TD
1. Renfro, Mel (1964-77)	52	626	12.0	90	3
2. Green, Cornell (1962-74)	34	552	16.2	59	2
3. Waters, Charlie (1970-78)	33	485	14.7	56	2
4. Jordan, Lee Roy (1963-76)	32	472	14.8	49	3
5. Harris, Cliff (1970-78)	27	246	9.1	60	1
6. Howley, Chuck (1961-73)	24	395	16.5	58	2
7. Bishop, Don (1960-65)	22	364	16.5	57	0
8. Gaechter, Mike (1962-69)	21	420	20.0	100	1
9. Tubbs, Jerry (1960-67)	15	176	11.7	44	0

PUNT RETURNS (Min. 40 Returns)

Player	No.	Yds.	Avg.	Long	TD
1. Hayes, Bob (1965-74)	104	1,158	11.1	90	3
2. Johnson, Butch (1976-78)	146	1,313	9.0	55	0
3. Richards, Golden (1973-78)	62	501	8.1	46	1
4. Renfro, Mel (1964-77)	109	842	7.7	69	1
5. Harris, Cliff (1970-77)	66	418	6.3	35	0

KICKOFF RETURNS (Min. 40 Returns)

Player	No.	Yds.	Avg.	Long	TD
1. Renfro, Mel (1964-77)	85	2,246	26.4	100	2
2. Harris, Cliff (1970-78)	63	1,622	25.7	77	0
3. Marsh, Amos (1961-64)	65	1,561	24.0	101	1
4. Johnson, Butch (1976-78)	79	1,832	23.2	74	0
5. Garrison, Walt (1966-74)	41	813	19.8	36	0

SCORING

Player	TD	PAT	FG	Total
1. Hayes, Bob (1965-74)	76	—	—	456
2. Clark, Mike (1968-71, 1973)	—	180	69	387
3. Fritsch, Toni (1971-73, 1975)	—	119	66	317
4. Clarke, Frank (1960-67)	51	—	—	306
5. Perkins, Don (1961-68)	45	—	—	270
5. Hill, Calvin (1969-74)	45	—	—	270
7. Villanueva, Danny (1965-67)	—	134	42	260
8. Reeves, Dan (1965-72)	42	1 (run)	—	253

FIELD GOALS

Player	Att.	Made	Pct.	Long
1. Clark, Mike (1968-71, 1973)	119	69	.580	50
2. Fritsch, Toni (1971-73, 75)	107	66	.617	54
3. Herrera, Efren (1974, 1976-77)	65	44	.677	52
4. Villanueva, Danny (1965-67)	81	42	.519	41
5. Baker, Sam (1962-63)	47	23	.489	53
6. Septien, Rafael (1978)	26	16	.615	48
7. Van Raaphorst, Dick (1964)	29	14	.483	43
8. Cone, Fred (1960)	13	6	.462	45
9. Bielski, Dick (1961)	9	6	.667	42
10. Percival, Mac (1974)	8	2	.250	33

Individual Season Records

RUSHING

Most Yards Gained	1,325	— Tony Dorsett	1978
Most Carries	290	— Tony Dorsett	1978
Best Avg. (Min. 50 carries)	5.6	— Amos Marsh	1962
Most Touchdowns	12	— Tony Dorsett	1977

PASSING

Most Attempts	413	— Roger Staubach	1978
Most Completions	231	— Roger Staubach	1978
Most Yards Gained	3,190	— Roger Staubach	1978
Most Touchdowns	25	— Roger Staubach	1978
Best Percentage	62.6	— Roger Staubach	1973
Best Avg. Gain Per Attempt	8.9	— Roger Staubach	1971
Most Interceptions	25	— Eddie LeBaron	1960
Poorest Percentage	37.7	— Don Heinrich	1960

RECEIVING

Most Receptions	65	— Frank Clarke	1964
Most Yards Gained	1,232	— Bob Hayes	1966
Most Touchdowns	14	— Frank Clarke	1962
Best Avg. (Min. 14 receptions)	26.1	— Bob Hayes (34 receptions)	1970

SCORING

Most Points	107	— Danny Villanueva	1966
Most Touchdowns	16	— Dan Reeves	1966
Most PATs	56	— Danny Villanueva	1966
Most Field Goals	22	— Toni Fritsch	1975
Most PAT Attempts	56	— Danny Villanueva	1966
Most FG Attempts	36	— Mike Clark	1969
		Toni Fritsch	1972

DEFENSE

Most Unassisted Tackles	100	— Lee Roy Jordan	1975
Most Assisted Tackles	101	— Jerry Tubbs	1960
Most Tackles, Combined	163	— Lee Roy Jordan	1973
Most Intercepted Passes	10	— Mel Renfro	1969
Most Yds Ret. Int. Passes	211	— Cornell Green (seven int.)	1963
Most Kickoff Returns	40	— Mel Renfro	1964
Most Yds. on Kickoff Returns	1,017	— Mel Renfro	1964
Most Punt Returns	51	— Butch Johnson	1978
Most Yards Punt Returns	489	— Butch Johnson	1976

Cowboys Leaders By Years

Year	Player	RUSHING					NFL/ NFC Rank
		Att.	Yds.	Avg.	Long	TD	
1960	Dupre, L. G.	104	362	3.5	18	3	20
1961	*Perkins, Don	200	815	4.1	47	4	6
1962	Perkins, Don	222	945	4.3	35	7	5
1963	Perkins, Don	149	614	4.1	19	7	10
1964	Perkins, Don	174	768	4.4	59	6	5
1965	Perkins, Don	177	690	3.9	43	0	7
1966	Reeves, Dan	175	757	4.3	67	8	6
1967	Perkins, Don	201	823	4.1	30	6	6
1968	Perkins, Don	191	836	4.4	28	4	6
1969	*Hill, Calvin	204	942	4.6	55	8	2
1970	*Thomas, Duane	151	803	5.3	47	5	8/5
1971	Thomas, Duane	175	793	4.5	56	11	11/7
1972	Hill, Calvin	245	1,036	4.2	26	6	7/3
1973	Hill, Calvin	273	1,142	4.2	21	6	3/2
1974	Hill, Calvin	185	844	4.6	27	7	8/3
1975	Newhouse, Robert	209	930	4.4	29	2	9/4
1976	Dennison, Doug	153	542	3.5	14	6	35/18
1977	*Dorsett, Tony	208	1,007	4.8	84	12	9/4
1978	Dorsett, Tony	290	1,325	4.6	63	7	3/2

Year	Player	PASSING					NFL/ NFC Rank		
		Att.	Comp.	Pct.	Yds.	TD			
1960	LeBaron, E.	225	111	49.3	1,736	12	25	53.4	8
1961	LeBaron, E.	236	120	50.8	1,741	14	16	66.5	9
1962	LeBaron, E.	166	95	57.2	1,436	16	9	95.3	3
1963	Meredith, D.	310	167	53.9	2,381	17	18	73.2	10
1964	Meredith, D.	323	158	48.9	2,143	9	16	67.3	15
1965	Meredith, D.	305	141	46.2	2,415	22	13	79.7	8
1966	Meredith, D.	344	177	51.5	2,805	24	12	87.7	4
1967	Meredith, D.	255	128	50.2	1,834	16	16	68.6	8
1968	Meredith, D.	309	171	55.3	2,500	21	12	88.3	2
1969	Morton, C.	302	162	53.6	2,619	21	15	85.4	5
1970	Morton, C.	207	102	49.3	1,819	15	7	89.7	5/4
1971	Staubach, R.	211	126	59.7	1,882	15	4	104.8	1/1
1972	Morton, C.	339	185	54.6	2,396	15	21	65.9	15/7
1973	Staubach, R.	286	179	62.6	2,428	23	15	94.6	1/1
1974	Staubach, R.	360	190	52.8	2,552	11	15	68.5	14/7
1975	Staubach, R.	348	198	56.9	2,666	17	16	78.6	8/2
1976	Staubach, R.	369	208	56.4	2,715	14	11	79.9	8/5
1977	Staubach, R.	361	210	58.2	2,620	18	9	87.1	2/1
1978	Staubach, R.	413	231	55.9	3,190	25	16	84.9	1/1

Year	Player	RECEIVING					NFL/ NFC Rank
		No.	Yds.	Avg.	Long	TD	
1960	Doran, Jim	31	554	17.9	75	3	21
1961	Howton, Billy	56	785	14.0	53	4	6
1962	Howton, Billy	49	706	14.4	69	6	15
1963	Clarke, Frank	43	833	19.4	75	10	3
1964	Clarke, Frank	65	973	15.0	49	5	3

*Rookie

Leaders By Years (Cont.)

Year	Player	RECEIVING (Cont.)					NFL/ NFC
		No.	Yds.	Avg.	Long	TD	Rank
1965	*Hayes, Bob	46	1,003	21.8	82	12	13
1966	Hayes, Bob	64	1,232	19.3	95	13	4
1967	Rentzel, Lance	58	996	17.2	74	8	6
1968	Rentzel, Lance	54	1,009	18.7	65	6	3
1969	Rentzel, Lance	43	960	22.3	75	12	20
1970	Hayes, Bob	34	889	26.1	89	10	45/26
1971	Garrison, Walt	40	396	9.9	36	1	23/10
1972	Hill, Calvin	43	364	8.5	33	3	18/9
1973	Hill, Calvin	32	290	9.1	29	0	36/21
1974	Pearson, Drew	62	1,087	17.9	50	2	3/2
1975	Pearson, Drew	46	822	17.9	46	8	16/9
1976	Pearson, Drew	58	806	13.9	40	6	4/1
1977	Pearson, Drew	48	870	18.1	67	2	9/3
1978	Pearson, Preston	47	256	11.2	34	0	26/15

Year	Player	PUNTING				NFL/ NFC
		No.	Avg.	Long	Had Blocked	Rank
1960	Sherer, Dave	57	42.5	67	1	7
1961	*Green, Allen	61	36.7	53	1	14
1962	Baker, Sam	57	45.4	72	0	3
1963	Baker, Sam	71	44.2	64	0	7
1964	*Lothridge, Billy	62	40.3	75	1	15
1965	Villanueva, Danny	60	41.8	58	0	10
1966	Villanueva, Danny	65	39.2	58	1	13
1967	Villanueva, Danny	67	40.4	57	0	9
1968	Widby, Ron	59	40.9	84	0	5
1969	Widby, Ron	63	43.3	62	0	2
1970	Widby, Ron	69	41.3	59	1	10/2
1971	Widby, Ron	56	41.6	59	1	8/3
1972	*Bateman, Marv	51	38.2	61	0	24/13
1973	Bateman, Marv	55	41.6	62	2	11/7
1974	*Carrell, Duane	40	39.8	59	0	11/5
1975	*Hoopers, Mitch	68	39.4	55	1	16/9
1976	*White, Danny	70	38.4	54	2	20/9
1977	White, Danny	80	39.6	57	1	12/8
1978	White, Danny	76	40.5	56	1	8/5

Year	Player	SCORING				NFL/ NFC
		TD	PAT	FG	Tot.	Rank
1960	Cone, Fred	0	21	6	39	27
1961	Clarke, Frank	9	0	0	54	22
1962	Baker, Sam	0	50	14	92	6
1963	Baker, Sam	0	38	9	65	14
1964	*VanRaaphorst, Dick	0	28	14	70	13
1965	Villanueva, Danny	0	37	16	85	10
1966	Villanueva, Danny	0	56	17	107	2
1967	Hayes, Bob	11	0	0	66	T16
	Reeves, Dan	11	0	0	66	T16
1968	Clark, Mike	0	54	17	105	2
1969	Clark, Mike	0	43	20	103	2

*Rookie

**Did Not Qualify (Minimum 14 returns required).

Leaders By Years (Cont.)

Year	Player	SCORING (Cont.)				NFL/ NFC Rank
		TD	PAT	FG	Tot.	
1970	Clark, Mike	0	35	18	89	12/8
1971	Clark, Mike	0	47	13	86	13/7
1972	Fritsch, Toni	0	36	21	99	7/3
1973	Fritsch, Toni	0	43	18	97	11/7
1974	*Herrera, Efren	0	33	8	57	26/9
1975	Fritsch, Toni	0	38	22	104	3/2
1976	Herrera, Efren	0	34	18	88	6/4
1977	Herrera, Efren	0	39	18	93	3/2
1978	Septien, Rafael	0	46	16	94	5/2

Year	Player	KICKOFF RETURNS					NFL/ NFC Rank
		No.	Yds.	Avg.	Long	TD	
1960	Franckhauser, Tom	26	526	20.2	46	0	19
1961	*Marsh, Amos	26	667	25.7	79	0	13
1962	Marsh, Amos	29	725	25.0	101	1	10
1963	*Stiger, Jim	18	432	24.0	66	0	12
1964	*Renfro, Mel	40	1,017	25.4	65	0	7
1965	Renfro, Mel	21	630	30.0	100	1	4
1966	Renfro, Mel	19	487	25.6	87	1	9
1967	Garrison, Walt	20	366	18.3	36	0	23
1968	Baynham, Craig	23	590	25.7	40	0	7
1969	*Flowers, Richmond	11	283	25.7	30	0	29
1970	*Thomas, Duane	19	416	21.9	33	0	23/10
1971	Harris, Cliff	29	823	28.4	77	0	4/4
1972	Harris, Cliff	26	615	23.7	44	0	23/11
1973	*Montgomery, Mike	6	175	29.2	63	0	DNO
1974	*Morgan, Dennis	35	823	23.5	43	0	21/11
1975	Pearson, Preston	16	391	24.4	42	0	13/7
1976	*Johnson, Butch	28	693	24.8	74	0	11/5
1977	Johnson, Butch	22	536	24.4	64	0	9/5
1978	Johnson, Butch	29	603	20.8	56	0	27/12

Year	Player	FIELD GOALS				NFL/ NFC Rank
		Att.	Made	Pct.	Long	
1960	Cone, Fred	13	6	.462	45	12
1961	Bielski, Dick	9	6	.667	42	13
1962	Baker, Sam	27	14	.519	53	3
1963	Baker, Sam	20	9	.450	53	12
1964	*VanRaaphorst, Dick	29	14	.483	43	8
1965	Villanueva, Danny	27	16	.593	41	7
1966	Villanueva, Danny	31	17	.548	37	8
1967	Villanueva, Danny	23	9	.391	34	14
1968	Clark, Mike	29	17	.586	50	7
1969	Clark, Mike	36	20	.555	47	5
1970	Clark, Mike	27	18	.667	43	7/4
1971	Clark, Mike	25	13	.520	48	19/9
1972	Fritsch, Toni	36	21	.583	54	18/8
1973	Fritsch, Toni	28	18	.643	37	12/4
1974	*Herrera, Efren	13	8	.615	39	11/5
1975	Fritsch, Toni	35	22	.629	43	14/8

*Rookie

**Did Not Qualify (Minimum 14 returns required).

Leaders By Years (Cont.)

FIELD GOALS (Cont.)

Year	Player	Att.	Made	Pct.	Long	NFL/ NFC Rank
1976	Herrera, Efrén	23	18	.783	46	1/1
1977	Herrera, Efrén	29	18	.621	52	12/1
1978	Septien, Rafael	26	16	.615	48	17/9

PUNT RETURNS

Year	Player	No.	Yds.	Avg.	Long	TD	NFL/ NFC Rank
1960	Butler, Bill	13	131	10.1	46	0	2
1961	*Marsh, Amos	14	71	5.1	19	0	14
1962	Lockett, J. W.	8	45	5.6	17	0	14
1963	*Stiger, Jim	14	141	10.1	45	0	6
1964	*Renfro, Mel	32	418	13.1	69	1	3
1965	Renfro, Mel	24	145	6.0	35	0	9
1966	Hayes, Bob	17	106	6.2	18	0	7
1967	Hayes, Bob	24	276	11.5	69	1	2
1968	Hayes, Bob	15	312	20.8	90	2	1
1969	Hayes, Bob	18	179	9.9	50	0	3
1970	Hayes, Bob	15	116	7.7	34	0	20/7
1971	Harris, Cliff	17	129	7.6	35	0	11/4
1972	Harris, Cliff	19	78	4.1	21	0	21/11
1973	*Richards, Golden	21	139	6.6	46	0	23/10
1974	*Morgan, Dennis	19	287	15.1	98	1	3/2
1975	Richards, Golden	28	288	10.3	43	1	12/5
1976	*Johnson, Butch	45	489	10.9	55	0	8/4
1977	Johnson, Butch	50	423	8.5	38	0	20/7
1978	Johnson, Butch	51	401	7.9	23	0	18/9

INTERCEPTIONS

Year	Player	No.	Yds.	Avg.	Long	TD	NFL/ NFC Rank
1960	Bishop, Don	3	13	4.3	13	0	25
	Franckhauser, Tom	3	11	3.7	9	0	25
1961	Bishop, Don	8	172	21.5	57	0	2
1962	Bishop, Don	6	134	22.3	44	0	9
1963	Green, Cornell	7	211	30.1	55	0	6
1964	*Renfro, Mel	7	110	15.7	39	1	4
1965	Green, Cornell	3	49	16.3	43	0	27
	Livingston, Warren	3	5	1.7	5	0	27
	*Logan, Obert	3	5	1.7	3	0	27
1966	Green, Cornell	4	88	22.0	41	1	21
1967	Green, Cornell	7	52	7.4	28	0	7
	Renfro, Mel	7	38	5.4	30	0	9
1968	Howley, Chuck	6	115	19.2	58	1	11
1969	Renfro, Mel	10	118	11.8	41	0	1
1970	*Waters, Charlie	5	45	9.0	20	0	16/9
1971	Adderley, Herb	6	182	30.3	46	0	9/4
1972	Waters, Charlie	6	132	22.0	56	1	7/3
1973	Jordan, Lee Roy	6	78	13.0	31	1	4/2
1974	Harris, Cliff	3	8	2.7	8	0	42/20
1975	Jordan, Lee Roy	6	80	13.3	38	0	7/4
1976	Washington, Mark	4	49	12.3	22	0	24/11
1977	Harris, Cliff	5	7	1.4	7	0	16/7
1978	Barnes, Benny	5	72	14.4	38	0	25/14

*Rookie

COWBOYS RECORDS

Team Season Records

Most Points Scored

BY COWBOYS 445 in 1966
BY OPPONENTS 402 in 1962

Fewest Points Scored

BY COWBOYS 177* in 1960
BY COWBOYS 236 in 1961
BY OPPONENTS 186 in 1968

Most Touchdowns Scored

BY COWBOYS 56 in 1966
BY OPPONENTS 52 in 1962

Fewest Touchdowns Scored

BY COWBOYS 23* in 1960
BY COWBOYS 29 in 1961
BY OPPONENTS
23 in 1968 & 1973

Most First Downs

BY COWBOYS 342 in 1978
BY OPPONENTS 274 in 1962

Fewest First Downs

BY COWBOYS 180* in 1960
BY COWBOYS 211 in 1965
BY OPPONENTS 199 in 1974

Most First Downs Rushing

BY COWBOYS 147 in 1974
BY OPPONENTS 122 in 1961

Fewest First Downs Rushing

BY COWBOYS 57* in 1960
BY COWBOYS 87 in 1965
BY OPPONENTS 52 in 1969

Most First Downs Passing

BY COWBOYS 167 in 1978
BY OPPONENTS 166 in 1962

Fewest First Downs Passing

BY COWBOYS 95 in 1970
BY OPPONENTS 94 in 1977

Most First Downs By Penalties

BY COWBOYS 29 in 1978
BY OPPONENTS 27 in 1967

Fewest First Downs By Penalties

BY COWBOYS
9 in 1961, 1962 & 1971
BY OPPONENTS 10 in 1969

Most Net Yards Offense

BY COWBOYS 5,959 in 1978
BY OPPONENTS 5,325 in 1963

Fewest Net Yards Offense

BY COWBOYS 3,153* in 1960
BY COWBOYS 3,704 in 1964
BY OPPONENTS 3,213 in 1977

Most Net Yards Rushing

BY COWBOYS 2,783 in 1978
BY OPPONENTS 2,242* in 1960

Fewest Net Yards Rushing

BY COWBOYS 1,049* in 1960
BY COWBOYS 1,608 in 1965
BY OPPONENTS 1,050 in 1969

Most Net Yards Passing

BY COWBOYS 3,176 in 1978
BY OPPONENTS 3,674 in 1962

Fewest Net Yards Passing

BY COWBOYS 2,013 in 1964
BY OPPONENTS 1,562 in 1977

*12 Games

Most Total Yards Passing

BY COWBOYS . . . 3,405 in 1978
 BY OPPONENTS . . . 3,904 in 1962

Fewest Total Yards Passing

BY COWBOYS . . . 2,388* in 1960
 BY COWBOYS . . . 2,445 in 1970
 BY OPPONENTS . . . 1,991 in 1977

Most Times Tackled Passer

BY COWBOYS 60 in 1966
 BY OPPONENTS 68 in 1964

Most Yards Lost**Attempting To Pass**

BY COWBOYS 503 in 1964
 BY OPPONENTS 442 in 1978

Fewest Yards Lost**Attempting To Pass**

BY COWBOYS 229 in 1978
 BY OPPONENTS 161 in 1963

Most Fumbles

BY COWBOYS 46 in 1961
 BY OPPONENTS 44 in 1973

Most Fumbles Lost

BY COWBOYS 21 in 1961 & 1971
 BY OPPONENTS 25 in 1971

Fewest Fumbles

BY COWBOYS 21* in 1960
 BY COWBOYS 21 in 1968
 BY OPPONENTS 21* in 1960
 BY OPPONENTS 21 in 1968

Fewest Fumbles Lost

BY COWBOYS 10 in 1966
 BY OPPONENTS 11* in 1960
 BY OPPONENTS 10 in 1977

Most Pass Attempts

BY COWBOYS 449 in 1978
 BY OPPONENTS 482 in 1967

Fewest Pass Attempts

BY COWBOYS 297 in 1970
 BY OPPONENTS 293* in 1960
 BY OPPONENTS 326 in 1961

Most Pass Completions

BY COWBOYS 251 in 1978
 BY OPPONENTS 260 in 1967

Fewest Pass Completions

BY COWBOYS 149 in 1970
 BY OPPONENTS 146* in 1960
 BY OPPONENTS 154 in 1977

Most Passes Intercepted

BY COWBOYS 29 in 1967
 BY OPPONENTS 33* in 1960

Fewest Passes Intercepted

BY COWBOYS 15* in 1960
 BY COWBOYS 13 in 1974
 BY OPPONENTS 10 in 1977

Most Penalties

BY COWBOYS 106 in 1977
 BY OPPONENTS 95 in 1978

Fewest Penalties

BY COWBOYS 47 in 1961
 BY OPPONENTS 38 in 1961

Most Yards Penalized

BY COWBOYS
 952 in 1964 & 1971
 BY OPPONENTS 783 in 1978

Fewest Yards Penalized

BY COWBOYS 427 in 1961
 BY OPPONENTS 362 in 1961

Most Punts

BY COWBOYS 83 in 1977
 BY OPPONENTS 108 in 1978

Fewest Punts

BY COWBOYS 51 in 1972
 BY OPPONENTS 43 in 1961

*12 Games

Team Single Game Records

MOST POINTS			
Cowboys	59	vs. Detroit (59-13)	September 15, 1968
Opp.	54	Minnesota (54-13)	October 18, 1970
Combined	86	vs. Buffalo (49-37)	September 19, 1971
MOST FIRST DOWNS			
Cowboys	32	vs. Philadelphia	October 9, 1966
	32	vs. N.Y. Giants	September 10, 1978
	32	vs. Green Bay	November 12, 1978
Opp.	29	Pittsburgh	October 22, 1967
FEWEST FIRST DOWNS			
Cowboys	8	vs. Cleveland	October 16, 1960
		vs. Pittsburgh	November 12, 1961
		vs. St. Louis	December 10, 1961
		vs. Green Bay	November 29, 1964
		vs. Philadelphia	November 1, 1970
Opp.	5	Philadelphia	November 6, 1966
		Philadelphia	October 20, 1974
MOST FIRST DOWNS RUSHING			
Cowboys	17	vs. Green Bay	November 12, 1978
Opp.	15	Cleveland	December 3, 1961
		Pittsburgh	September 23, 1962
FEWEST FIRST DOWNS RUSHING			
Cowboys	0	vs. Philadelphia	November 1, 1970
Opp.	0	Philadelphia	October 9, 1966
		Pittsburgh	October 30, 1966
MOST FIRST DOWNS PASSING			
Cowboys	23	vs. San Francisco	November 10, 1963
Opp.	21	Chicago	November 11, 1962
FEWEST FIRST DOWNS PASSING			
Cowboys	3	vs. Cleveland	October 16, 1960
		vs. St. Louis	December 10, 1961
		vs. Washington	September 26, 1965
		vs. St. Louis	December 4, 1966
		vs. Minnesota	October 20, 1968
		vs. Atlanta	October 11, 1970
		*vs. Detroit	December 26, 1970
		vs. Washington	December 9, 1972
Opp.	1	Chicago	September 16, 1973
		New York Jets	December 21, 1975
MOST FIRST DOWNS BY PENALTIES			
Cowboys	5	vs. Detroit	December 11, 1960
		vs. Philadelphia	December 10, 1967
		vs. St. Louis	November 3, 1974
Opp.	5	Cleveland	November 21, 1965
		Cleveland	December 7, 1974
MOST NET YARDS TOTAL OFFENSE			
Cowboys	652	vs. Philadelphia	October 9, 1966
Opp.	527	St. Louis	December 9, 1962
FEWEST NET YARDS TOTAL OFFENSE			
Cowboys	126	vs. St. Louis	December 10, 1961
Opp.	63	Green Bay	October 24, 1965
MOST NET YARDS RUSHING			
Cowboys	313	vs. Green Bay	November 12, 1978
Opp.	289	Philadelphia	October 22, 1961
FEWEST NET YARDS RUSHING			
Cowboys	41	vs. San Francisco	November 7, 1965
Opp.	7	Pittsburgh	October 30, 1966
MOST NET YARDS PASSING			
Cowboys	440	vs. Philadelphia	October 9, 1966
Opp.	437	Chicago	November 18, 1962
		*Playoff Game.	

			FEWEST NET YARDS PASSING		
Cowboys	—10		vs. Green Bay	October 24,	1965
Opp.	—1		Green Bay	October 24,	1965
			New York Jets	December 21,	1975
			MOST GROSS YARDS PASSING		
Cowboys	460		vs. San Francisco	November 10,	1963
Opp.	466		Chicago	November 18,	1962
			FEWEST GROSS YARDS PASSING		
Cowboys	42		vs. Green Bay	October 24,	1965
Opp.	15		New York Jets	December 21,	1975
			MOST YARDS LOST ATTEMPTING TO PASS		
Cowboys	66		vs. San Francisco	November 23,	1972
Opp.	84		Detroit	October 6,	1975
			MOST TIMES TACKLING PASSER		
Cowboys	12		vs. Pittsburgh	November 22,	1966
Opp.	9		Green Bay	October 24,	1965
			San Francisco	November 23,	1972
			MOST INTERCEPTIONS		
Cowboys	7		vs. Philadelphia	September 30,	1960
			vs. Philadelphia	September 26,	1971
Opp.	5		St. Louis	November 5,	1961
			MOST FUMBLES		
Cowboys	7		vs. New York Giants	October 11,	1971
Opp.	7		Washington	November 28,	1965
			St. Louis	December 3,	1972
			Kansas City	November 10,	1975
			MOST FUMBLES LOST		
Cowboys	5		vs. New Orleans	November 3,	1968
			vs. New York Giants	October 11,	1971
Opp.	5		vs. Kansas City	November 10,	1975
			New York Giants	October 11,	1971
			Chicago	September 16,	1973
			MOST PENALTIES		
Cowboys	14		vs. New York Giants	November 6,	1977
Opp.	11		Chicago	November 1,	1964
			St. Louis	October 9,	1977
			Washington	November 23,	1978
			FEWEST PENALTIES		
Cowboys	0		vs. St. Louis	December 10,	1961
Opp.	0		Pittsburgh	October 21,	1962
			Philadelphia	December 5,	1965
			*Detroit	December 26,	1970
			*Miami	January 16,	1972
			*Pittsburgh	January 18,	1976
			MOST YARDS LOST ON PENALTIES		
Cowboys	161		vs. Washington	November 22,	1970
Opp.	166		St. Louis	October 9,	1977
			MOST PUNTS		
Cowboys	10		vs. Pittsburgh	November 12,	1961
			vs. Detroit	October 13,	1963
			vs. Cleveland	October 17,	1965
			vs. Buffalo	November 15,	1976
Opp.	11		Los Angeles	September 30,	1962
			Atlanta	September 15,	1974
			Buffalo	November 15,	1976
			FEWEST PUNTS		
Cowboys	0		vs. Cleveland	December 3,	1961
			vs. Detroit	September 15,	1968
			vs. Baltimore	September 4,	1978
Opp.	0		Philadelphia	October 22,	1961
			*Playoff Game.		

MOST YARDS LOST ATTEMPTING TO PASS

Cowboys	63	Roger Staubach vs. St. Louis	Sept. 21, 1969
Opp.	84	Greg Landry, Detroit	Oct. 6, 1975

MOST YARDS ON PASS RECEPTIONS

Cowboys	246	Bob Hayes vs. Washington	Nov. 13, 1966
Opp.	238	Harold Jackson, Los Angeles	Oct. 14, 1973

MOST TOUCHDOWNS ON PASS RECEPTIONS

Cowboys	4	Bob Hayes vs. Houston	Dec. 20, 1970
Opp.	4	Harold Jackson, Los Angeles	Oct. 14, 1973

MOST POINTS SCORED

Cowboys	24	Dan Reeves vs. Atlanta	Nov. 5, 1967
		Bob Hayes vs. Houston	Dec. 20, 1970
		Calvin Hill vs. Buffalo	Sept. 19, 1971
		Duane Thomas vs. St. Louis	Dec. 18, 1971
Opp.	24	Dick James, Washington	Dec. 17, 1961
		Harold Jackson, Los Angeles	Oct. 14, 1973

MOST TOUCHDOWNS

Cowboys	4	Dan Reeves vs. Atlanta	Nov. 5, 1967
		Bob Hayes vs. Houston	Dec. 20, 1970
		Calvin Hill vs. Buffalo	Sept. 19, 1971
		Duane Thomas vs. St. Louis	Dec. 18, 1971
Opp.	4	Dick James, Washington	Dec. 17, 1961
		Harold Jackson, Los Angeles	Oct. 14, 1973

MOST EXTRA POINTS CONVERTED

Cowboys	8	Mike Clark vs. Detroit	Sept. 15, 1968
		Danny Villanueva vs. Philadelphia	Oct. 9, 1966
Opp.	7	Gerry Perry, St. Louis	Dec. 9, 1962

MOST EXTRA POINTS ATTEMPTED

Cowboys	8	Mike Clark vs. Detroit	Sept. 15, 1968
		Danny Villanueva vs. Philadelphia	Oct. 9, 1966
Opp.	7	Sam Baker, Cleveland	Oct. 16, 1960
		Gerry Perry, St. Louis	Dec. 9, 1962

MOST FIELD GOALS MADE

Cowboys	4	Danny Villanueva vs. Cleveland	Nov. 24, 1966
		Toni Fritsch vs. St. Louis	Nov. 12, 1972
		Toni Fritsch vs. Los Angeles	Sept. 21, 1975
Opp.	4	Ed Khayat, Washington	Oct. 9, 1960
		Tommy Davis, San Francisco	Nov. 20, 1960
		Sam Baker, Philadelphia	Dec. 5, 1965
		Fred Cox, Minnesota	Oct. 18, 1970
		Jim Bakken, St. Louis	Dec. 18, 1971

MOST FIELD GOALS ATTEMPTED

Cowboys	7	Mike Clark vs. Chicago	Nov. 24, 1968
Opp.	7	Sam Baker, Philadelphia	Dec. 4, 1965

LONGEST FIELD GOAL

Cowboys	54	Toni Fritsch vs. New York Giants	Sept. 24, 1972
Opp.	54	Pete Gogolak, New York Giants	Nov. 8, 1970

Individual Single-Game Records

MOST YARDS GAINED RUSHING

Cowboys	206	Tony Dorsett vs. Philadelphia	Dec. 4, 1977
Opp.	232	Jimmy Brown, Cleveland	Sept. 22, 1963

MOST CARRIES

Cowboys	32	Calvin Hill vs. San Francisco	Nov. 10, 1974
Opp.	27	Dick James, Washington	Dec. 17, 1961
		Lydell Mitchell, Baltimore	Sept. 26, 1976

LONGEST RUN FROM SCRIMMAGE

Cowboys	84	Tony Dorsett vs. Philadelphia	Dec. 4, 1977
Opp.	75	Joe Marconi, Los Angeles	Nov. 6, 1960
		Ed Sutton, New York Giants	Dec. 4, 1960

MOST PASSES ATTEMPTED

Cowboys	49	Roger Staubach vs. Philadelphia	Oct. 26, 1975
Opp.	46	Bill Wade, Chicago	Nov. 18, 1962
		Sonny Jurgensen, Washington	Nov. 13, 1966
		Tarkenton, (43) Wood (3), Giants	Dec. 15, 1968
		Jim Hart, St. Louis	Nov. 25, 1976

MOST PASSES COMPLETED

Cowboys	30	Don Meredith vs. San Francisco	Nov. 10, 1963
Opp.	28	Don Meredith vs. N. Y. Giants	Sept. 18, 1966
		Bill Wade, Chicago	Nov. 18, 1962
		Kent Nix, Pittsburgh	Oct. 22, 1967

MOST YARDS GAINED PASSING

Cowboys	460	Don Meredith vs. San Francisco	Nov. 10, 1963
Opp.	466	Bill Wade, Chicago	Nov. 18, 1962

MOST TOUCHDOWN PASSES

Cowboys	5	Eddie LeBaron vs. Pittsburgh	Oct. 21, 1962
		Don Meredith vs. N. Y. Giants	Sept. 18, 1966
		Don Meredith vs. Philadelphia	Oct. 9, 1966
		Don Meredith vs. Philadelphia	Sept. 29, 1968
		Craig Morton vs. Philadelphia	Oct. 19, 1969
		Craig Morton vs. Houston	Dec. 20, 1970
Opp.	6	Y. A. Tittle, N. Y. Giants	Dec. 16, 1962

LONGEST COMPLETION

Cowboys	95	Don Meredith to Bob Hayes vs. Washington	Nov. 13, 1966
Opp.	94	Norm Sneed to Rich Houston, N. Y. Giants	Sept. 24, 1972

MOST PASSES HAD INTERCEPTED

Cowboys	5	Eddie LeBaron vs. Philadelphia	Sept. 30, 1960
		Eddie LeBaron vs. St. Louis	Nov. 5, 1961
Opp.	6	Pete Liske, Philadelphia	Sept. 26, 1971

MOST PASS RECEPTIONS

Cowboys	13	Lance Rentzel vs. Washington	Nov. 19, 1967
Opp.	12	J. R. Wilburn, Pittsburgh	Oct. 22, 1967

COWBOYS DEFENSE

Most unassisted tackles	14	—	Lee Roy Jordan vs. Phil.	Oct. 28, 1973
Most assisted tackles	15	—	Jerry Tubbs vs. Chicago	Nov. 27, 1960
Most tackles, combined	21	—	Lee Roy Jordan vs. Phil.	Oct. 28, 1973
Most interceptions	3	—	Herb Adderley vs. Phil.	Sept. 26, 1971
			Lee Roy Jordan vs. Cinn.	Nov. 4, 1973
Most yds. gn. ret. int.	121	—	Mike Gaechter vs. Washington (two)	Nov. 3, 1963
Longest ret. of int. pass	100	—	Mike Gaechter vs. Phil.	Oct. 14, 1962
Most kickoff returns	8	—	Mel Renfro vs. Green Bay	Nov. 29, 1964
Most yds. KO rets.	168	—	Mel Renfro vs. Washington (4 returns)	Nov. 22, 1964
Longest KO ret.	101	—	Amos Marsh vs. Phil.	Oct. 14, 1962
			Ike Thomas vs. N.Y. Jets	Dec. 4, 1971
Most punt returns	9	—	Butch Johnson vs. Buffalo	Nov. 15, 1976
Longest punt return	98	—	Dennis Morgan vs. St. L.	Oct. 13, 1974
Most yds. punt returns	*141	—	Bob Hayes vs. Cleveland (3 returns)	Dec. 24, 1967
			Bob Hayes vs. Pittsburgh (3 returns)	Dec. 8, 1968

*Playoff Game.

COWBOYS ATTENDANCE RECORDS

TOTAL ATTENDANCE

Year	Home Games (No.)	Avg.	Percent Change	Road Games (No.)	Pre-Season Games (No.)	Post Season Games	Grand Total
1960—	128,500(6)	21,417	—	214,820(6)	120,284(6)	—	463,604
1961—	172,000(7)	24,571	+33.9%	251,443(7)	97,584(5)	—	521,027
1962—	152,446(7)	21,778	-11.4%	278,807(7)	178,683(5)	—	609,936
1963—	188,727(7)	26,961	+23.8%	280,062(7)	214,290(5)	—	683,079
1964—	268,661(7)	38,380	+42.3%	356,339(7)	207,751(5)	—	832,751
1965—	388,912(7)	55,559	+44.8%	366,390(7)	199,395(5)	65,569	1,020,266
1966—	473,373(7)	67,625	+21.7%	408,889(7)	238,186(5)	75,504	1,195,952
1967—	460,476(7)	65,782	-2.7%	402,843(7)	278,511(5)	121,647	1,263,477
1968—	470,110(7)	67,158	+2.1%	401,626(7)	300,909(6)	104,458	1,277,103
1969—	443,352(7)	63,336	-5.7%	434,477(7)	384,095(6)	100,472	1,362,396
1970—	411,531(7)	58,790	-7.2%	398,377(7)	347,327(6)	212,847	1,370,082
1971—	466,220(7)	66,603	+13.3%	416,043(7)	375,250(6)	196,716	1,454,229
1972—	446,990(7)	63,856	-4.1%	391,852(7)	474,273(7)	114,343	1,427,458
1973—	433,030(7)	61,861	-3.1%	423,177(7)	355,994(6)	128,815	1,341,016
1974—	373,435(7)	53,348	-13.8%	378,233(7)	284,620(6)	—	1,036,288
1975—	402,294(7)	57,471	+7.7%	404,074(7)	273,567(6)	211,095	1,291,029
1976—	412,698(7)	58,957	+2.6%	414,867(7)	320,564(6)	62,436	1,210,565
1977—	432,885(7)	61,840	+5.0%	398,486(7)	329,549(6)	201,288	1,362,208
1978—	498,865(8)	62,358	+0.9%	484,905(8)	260,344(4)	206,464	1,450,578
Total—	7,024,505(133)	52,816	—	7,105,709(133)	5,241,176(106)	1,801,654	21,173,044

*LARGEST CROWDS

Home

80,259 — Dallas 26, Cleveland 14; Nov. 24, 1966.

76,965 — Dallas 31, St. Louis 17; Dec. 4, 1966.

Away

84,850 — Cleveland 42, Dallas 10; Nov. 2, 1969.

84,728 — Dallas 17, New Orleans 3; Nov. 3, 1968.

SMALLEST CROWDS

Home

†10,000 — San Francisco 26, Dallas 14; Nov. 20, 1960.

12,692 — Chicago 34, Dallas 33; Nov. 18, 1962.

Away

4,954 — Dallas 38, Minnesota 13; Aug. 5, 1961 in Sioux Falls, S.D.

14,102 — St. Louis 52, Dallas 20; Dec. 9, 1962.

*Cowboys-Rams played before 87,381 in pre-season, Aug. 8, 1969 in Los Angeles.

†Estimated; no turnstiles in Cotton Bowl in 1960 and 1961.

Cowboys Big Days

RUSHING

(includes all 100-yard days)

206—Tony Dorsett vs. Philadelphia, Dec. 4, 1977 (23 carries).

154—Tony Dorsett vs. St. Louis, Sept. 24, 1978 (21 carries).

153—Calvin Hill vs. San Francisco, Nov. 10, 1974 (32 carries).

152—Tony Dorsett vs. New Orleans, Nov. 19, 1978 (25 carries).

150—Calvin Hill vs. Washington, Nov. 16, 1969 (27 carries).

149—Tony Dorsett vs. Green Bay, Nov. 12, 1978 (23 carries).

147—Tony Dorsett vs. Baltimore, Sept. 4, 1978 (15 carries).

*143—Duane Thomas vs. San Francisco, Jan. 3, 1971 (27 carries).

141—Tony Dorsett vs. St. Louis, Oct. 9, 1977 (14 carries).

140—Calvin Hill vs. Philadelphia, Oct. 20, 1974 (26 carries).

138—Calvin Hill vs. New Orleans, Sept. 28, 1969 (23 carries).

137—Don Perkins vs. St. Louis, Oct. 28, 1962 (24 carries).

137—Don Perkins vs. N. Y. Giants, Oct. 11, 1964 (17 carries).

*135—Duane Thomas vs. Detroit, Dec. 26, 1970 (30 carries).

134—Duane Thomas vs. Kansas City, Oct. 25, 1970 (20 carries).

133—Don Perkins vs. Green Bay, Oct. 24, 1965 (22 carries).

130—Calvin Hill vs. Chicago, Sept. 16, 1973 (31 carries).

*125—Calvin Hill vs. San Francisco, Dec. 23, 1972 (18 carries).

124—Robert Newhouse vs. St. Louis, Dec. 16, 1973 (19 carries).

123—Don Perkins vs. Cleveland, Dec. 3, 1961 (20 carries).

123—Duane Thomas vs. Washington, Dec. 6, 1970 (19 carries).

123—Calvin Hill vs. N. Y. Giants, Oct. 21, 1973 (23 carries).

122—Scott Laidlaw vs. Washington, Nov. 23, 1978 (16 carries).

121—Walt Garrison vs. Washington, Dec. 9, 1972 (10 carries).

121—Tony Dorsett vs. N.Y. Jets, Dec. 17, 1978 (29 carries).

120—Robert Newhouse vs. Seattle, Oct. 3, 1976 (19 carries).

120—Calvin Hill vs. St. Louis, Dec. 3, 1972 (26 carries).

117—Amos Marsh vs. Cleveland, Dec. 2, 1962 (17 carries).

117—Calvin Hill vs. Philadelphia, Sept. 20, 1970 (25 carries).

117—Calvin Hill vs. Atlanta, Oct. 11, 1970 (29 carries).

115—Duane Thomas vs. Houston, Dec. 20, 1970 (17 carries).

114—Dan Reeves vs. Cleveland, Sept. 17, 1967 (18 carries).

112—Duane Thomas vs. N. Y. Jets, Dec. 4, 1971 (14 carries).

111—Don Perkins vs. Cleveland, Nov. 24, 1966 (23 carries).

111—Don Perkins vs. Atlanta, Nov. 5, 1967 (21 carries).

111—Calvin Hill vs. Washington, Dec. 9, 1972 (24 carries).

111—Tony Dorsett vs. N.Y. Giants, Sept. 10, 1978 (24 carries)

110—Calvin Hill vs. Washington, Dec. 9, 1973 (27 carries).

109—Amos Marsh vs. Washington, Nov. 4, 1962 (10 carries).

109—Don Perkins vs. Washington, Sept. 29, 1963 (25 carries).

109—Calvin Hill vs. New Orleans, Nov. 9, 1969 (13 carries).

108—Don Perkins vs. Minnesota, Sept. 24, 1961 (17 carries).

108—Don Perkins vs. Pittsburgh, Oct. 21, 1962 (20 carries).

108—Dan Reeves vs. Washington, Dec. 11, 1966 (10 carries).

*108—Don Perkins vs. Green Bay, Jan. 1, 1967 (17 carries).

108—Calvin Hill vs. Pittsburgh, Oct. 8, 1972 (23 carries).

108—Robert Newhouse vs. N. Y. Jets, Dec. 21, 1975 (19 carries).

104—Duane Thomas vs. Washington, Nov. 22, 1970 (16 carries)

104—Scott Laidlaw vs. Philadelphia, Sept. 12, 1976 (19 carries).

103—Don Perkins vs. Washington, Nov. 17, 1968 (13 carries).

103—Calvin Hill vs. Washington, Oct. 8, 1973 (21 carries).

102—Walt Garrison vs. N. Y. Giants, Oct. 27, 1969 (16 carries).

101—Duane Thomas vs. St. Louis, Nov. 7, 1971 (26 carries).

101—Preston Pearson vs. Green Bay, Oct. 19, 1975 (15 carries).

101—Robert Newhouse vs. Green Bay, Nov. 12, 1978 (18 carries).

100—Calvin Hill vs. Philadelphia, Nov. 19, 1972 (15 carries).

100—Calvin Hill vs. Philadelphia, Oct. 28, 1973 (25 carries).

*Playoff Game.

Cowboys Big Days (Cont.)

PASSING

- 460—Don Meredith vs. San Francisco, Nov. 10, 1963 (30 of 48).
- 406—Don Meredith vs. Washington, Nov. 13, 1966 (21 of 29).
- 394—Don Meredith vs. Philadelphia, Nov. 6, 1966 (14 of 24).
- 358—Don Meredith vs. N. Y. Giants, Sept. 18, 1966 (14 of 24).
- 349—Craig Morton vs. Houston, Dec. 20, 1970 (13 of 17).
- 345—Eddie LeBaron vs. Pittsburgh, Sept. 24, 1960 (15 of 28).
- 339—Roger Staubach vs. Baltimore, Sept. 26, 1976 (22 of 28).
- 326—Don Meredith vs. St. Louis, Dec. 11, 1965 (16 of 30).
- 314—Roger Staubach vs. Philadelphia, Oct. 26, 1975 (27 of 49).
- 307—Roger Staubach vs. St. Louis, Sept. 28, 1975 (23 of 34).
- 306—Don Meredith vs. Philadelphia, Oct. 13, 1968 (21 of 38).
- 302—Don Meredith vs. Philadelphia, Nov. 17, 1963 (25 of 33).

RECEIVING

- 246 — Bob Hayes vs. Washington, Nov. 13, 1966 (9 catches).
- 241 — Frank Clarke vs. Washington, Sept. 16, 1962 (10 catches).
- 223 — Lance Rentzel vs. Washington, Nov. 19, 1967 (13 catches).
- 195 — Bob Hayes vs. N. Y. Giants, Sept. 18, 1966 (6 catches).
- 190 — Frank Clarke vs. San Francisco, Nov. 10, 1963 (8 catches).
- 188 — Drew Pearson vs. Detroit, Oct. 6, 1975 (6 catches).
- 187 — Bob Hayes vs. Houston, Dec. 20, 1970 (6 catches).
- 177 — Bob Hayes vs. Philadelphia, Oct. 10, 1965 (8 catches).
- 170 — Bob Hayes vs. Pittsburgh, Oct. 22, 1967 (7 catches).
- 168 — Frank Clarke vs. N. Y. Giants, Oct. 20, 1963 (4 catches).
- 161 — Drew Pearson vs. Philadelphia, Sept. 23, 1974 (10 catches).

The Last Time . . .

Punt Returned for TD

BY COWBOYS — Charlie Waters (Jay Saldi block), 17 yards, vs. Philadelphia, Oct. 23, 1977. Golden Richards, 43 yards, vs. Philadelphia, Oct. 26, 1975.

BY OPPONENT — Bob Hammond, N.Y. Giants, 68 yards, Sept. 25, 1977.

Kickoff Returned for TD

BY COWBOYS — Thomas Henderson, 97 yards, vs. St. Louis, Sept. 28, 1975.

BY OPPONENT — *Vic Washington, San Francisco, 97 yards, Dec. 23, 1972 (Regular season — Tim Brown, Philadelphia, 90 yards, Nov. 6, 1966. Brown returned earlier kickoff in same game 93 yards for TD).

Intercepted Pass Returned for TD

BY COWBOYS — *Thomas Henderson, 68 yards, vs. Los Angeles, Jan. 7, 1979.

BY OPPONENT — Rod Perry, Los Angeles, 43 yards, Sept. 17, 1978.

Shutout Scored

BY COWBOYS — Dallas 38, Baltimore 0, Sept. 4, 1978.

BY OPPONENT — St. Louis 38, Dallas 0, Nov. 16, 1970.

Fumble Returned for TD

BY COWBOYS — Tony Dorsett, 54 yards vs. N.Y. Jets, Dec. 17, 1978.

BY OPPONENT — Charlie Davis, St. Louis, 35 yards, Oct. 9, 1977.

PAT Unsuccessful

BY COWBOYS — Bad snap vs. N.Y. Jets, Dec. 17, 1978 (no att.).

BY OPPONENT — Mike Michel, Philadelphia, Dec. 10, 1978.

Punt Blocked

BY COWBOYS — Jay Saldi vs. Philadelphia, Oct. 23, 1977.

BY OPPONENT — John Thaxton, St. Louis, Sept. 24, 1978.

*Playoff game.

Cowboys Longest Plays

LONG RUNS FROM SCRIMMAGE

- 84 — Tony Dorsett vs. Philadelphia, Dec. 4, 1977 (TD).
- 77 — Tony Dorsett vs. St. Louis, Oct. 9, 1977 (TD).
- 73 — Amos Bullocks vs. Chicago, Nov. 18, 1962 (TD).
- 71 — Amos Marsh vs. New York, Oct. 15, 1961.
- 70 — Amos Marsh vs. Washington, Nov. 4, 1962.
- 68 — Les Shy vs. Philadelphia, Oct. 9, 1966.
- 67 — Dan Reeves vs. Washington, Dec. 11, 1966 (TD).
- 64 — Jim Stiger vs. Washington, Nov. 22, 1964.
- 63 — Tony Dorsett vs. New Orleans, Nov. 19, 1978
- 59 — Don Perkins vs. Pittsburgh, Sept. 27, 1964.
- 59 — Scott Laidlaw vs. Washington, Nov. 23, 1978
- 56 — Frank Clarke vs. New Orleans, Nov. 12, 1967.
- 56 — Duane Thomas vs. New England, Oct. 24, 1971 (TD).
- 55 — Calvin Hill vs. New Orleans, Nov. 9, 1969.

LONG FORWARD PASSES

- 95 — Don Meredith to Bob Hayes vs. Washington, Nov. 13, 1966 (TD).
- 91 — Roger Staubach to Tony Dorsett vs. Baltimore, Sept. 4, 1978 (TD).
- 89 — Craig Morton to Bob Hayes vs. Kansas City, Oct. 25, 1970 (TD).
- *86 — Don Meredith to Bob Hayes vs. Cleveland, Dec. 24, 1967 (TD).
- 86 — Craig Morton to Lance Rentzel vs. Philadelphia, Nov. 1, 1970 (TD).
- 85 — Eddie LeBaron to Amos Marsh vs. Los Angeles, Sept. 30, 1962 (TD).
- 85 — Roger Staubach to Bob Hayes vs. N. Y. Giants, Dec. 12, 1971 (TD).
- 84 — Don Meredith to Pete Gent vs. Pittsburgh, Oct. 30, 1966 (TD).

LONG PUNTS

- 84 — Ron Widby vs. New Orleans, Nov. 3, 1968.
- 75 — Billy Lothridge vs. New York, Oct. 11, 1964.
- 75 — Sam Baker vs. Los Angeles, Sept. 30, 1962.
- 71 — Billy Lothridge vs. St. Louis, Sept. 12, 1964.
- 71 — Sam Baker vs. New York, Dec. 16, 1962.

LONG PUNT RETURNS

- 98 — Dennis Morgan vs. St. Louis, Oct. 13, 1974 (TD).
- 90 — Bob Hayes vs. Pittsburgh, Dec. 8, 1968 (TD).
- 69 — Bob Hayes vs. St. Louis, Nov. 23, 1967 (TD).
- 69 — Mel Renfro vs. Green Bay, Nov. 29, 1964 (TD).
- *68 — Bob Hayes vs. Cleveland, Dec. 24, 1967.
- 63 — Bob Hayes vs. New York, Dec. 15, 1968 (TD).
- *63 — Golden Richards vs. Minnesota, Dec. 30, 1973 (TD).
- 55 — Butch Johnson vs. Philadelphia, Dec. 5, 1976.
- 51 — Mel Renfro vs. Cleveland, Oct. 4, 1964.
- 50 — Bob Hayes vs. Washington, Nov. 16, 1969.

LONG KICKOFF RETURNS

- 101 — Amos Marsh vs. Philadelphia, Oct. 14, 1962 (TD).
- 101 — Ike Thomas vs. New York Jets, Dec. 4, 1971 (TD).
- 100 — Mark Washington vs. Washington, Nov. 22, 1970 (TD).
- 100 — Mel Renfro vs. San Francisco, Nov. 7, 1965 (TD).
- 97 — Thomas Henderson vs. St. Louis, Sept. 28, 1975 (TD).
- 89 — Ike Thomas vs. Los Angeles, Nov. 25, 1971 (TD).
- 87 — Mel Renfro vs. Pittsburgh, Oct. 30, 1966 (TD).

LONG INTERCEPTION RETURNS

- 100 — Mike Gaechter vs. Philadelphia, Oct. 14, 1962 (TD).
- 90 — Mel Renfro vs. St. Louis, Oct. 4, 1965 (TD).
- 86 — Mike Gaechter vs. Washington, Nov. 3, 1963.

LONG FUMBLE RETURNS

- 97 — Chuck Howley vs. Atlanta, Oct. 2, 1966 (TD).
- 84 — Don Bishop vs. St. Louis, Oct. 28, 1962 (TD).
- 63 — Jim Ridlon vs. Philadelphia, Dec. 6, 1964 (TD).

LONG RETURNS OF FIELD-GOAL ATTEMPTS

- 94 — Jerry Norton vs. St. Louis, Dec. 9, 1962 (TD).
- 60 — Mike Gaechter vs. Washington, Nov. 28, 1965 (TD).
- 60 — Obert Logan vs. New York, Dec. 19, 1965 (TD).

*Playoff Game.

Miscellaneous Records

INDIVIDUAL

Most Consecutive Passes Completed

- 12 — Roger Staubach (last 11 vs. Baltimore, Sept. 4, 1978, and first one vs. N.Y. Giants, Sept. 10, 1978).

Most Consecutive Passes Without Interception

- 166 — Don Meredith (began vs. Philadelphia, Dec. 5, 1965, ended vs. St. Louis, Oct. 16, 1966).

Most Consecutive Games Rush for TD

- 6 — Tony Dorsett in 1977.

Most Consecutive Games Catch TD Pass

- 7 — Frank Clarke (final game of 1961 season, first six games in '62).
Bob Hayes (final three games of 1965 season, first four games in 1966).

Most Consecutive Games Intercept Pass

- 5 — Don Bishop in 1961.

Most Consecutive PATs

- 99 — Mike Clark (last 17 in 1969, all 35 in 1970 and all 47 in 1971).

Most Consecutive Games at Least One Pass Catch

- 58 — Drew Pearson (final three games of 1974 season, all of 1975, 1976 and 1977, first 13 games of 1978; ended vs. New England, Dec. 3, 1978).

Most Consecutive Games Kick FG

- 10 — Mike Clark (final nine games of 1969 season, first game in 1970).
Toni Fritsch, twice (final seven games of 1972 season, first three games in 1973; first 10 games in 1975).

Most Consecutive Games Played

- 196 — Bob Lilly (from 1961 through 1974).

TEAM

Most Consecutive Games Intercept Pass

- 28 — Every game in 1962 and 1963.

Most Consecutive PATs

- 162 — 1969, 1970, 1971, 1972, 1973.

Most Consecutive Games Without Losing Fumble

- 3 — 1973, 1974, 1975, 1976 and 1977.

PAT Record

- | | |
|---------------------------------------|-----------------------------|
| 21 of 23 in 1960 — last 17 straight. | 50 of 50 in 1971 — all 50. |
| 29 of 29 in 1961 — all 29. | 36 of 36 in 1972 — all 36. |
| 50 of 51 in 1962 — first 33, last 17. | 45 of 46 in 1973 — |
| 38 of 40 in 1963 — first 32. | first 24, last 21. |
| 28 of 30 in 1964 — last 23. | 37 of 38 in 1974 — |
| 37 of 38 in 1965 — last 24. | first 4, last 33. |
| 56 of 56 in 1966 — all 56. | 38 of 40 in 1975 — last 34. |
| 41 of 44 in 1967 — first 8, last 1. | 34 of 34 in 1976 — all 34. |
| 54 of 54 in 1968 — all 54. | 39 of 41 in 1977 — |
| 43 of 44 in 1969 — first 26, last 17. | first 14, last 16. |
| 35 of 35 in 1970 — all 35. | 46 of 48 in 1978 — |
| | first 8, last one. |

Largest Margin of Defeat

1. 41 points, (48-7) vs. Cleveland, 1960
41 points, (54-13) vs. Minnesota, 1970
3. 38 points, (45-7) vs. Baltimore, 1960
38 points, (38-0) vs. St. Louis, 1970
5. 36 points, (43-7) vs. Philadelphia, 1961
6. 34 points, (41-7) vs. Green Bay, 1960
7. 32 points, (52-20) vs. St. Louis, 1962
32 points, (35-3) vs. Baltimore, 1965 (PLAYOFF BOWL GAME)
32 points, (42-10) vs. Cleveland, 1969
10. 31 points, (31-0) vs. Los Angeles, 1969 (PLAYOFF BOWL GAME)
11. 30 points, (37-7) vs. Pittsburgh, 1961


Largest Margin of Victory

1. 49 points, (56-7) vs. Philadelphia, 1966
2. 46 points, (59-13) vs. Detroit, 1968
3. 45 points, (52-7) vs. NY Giants, 1966
4. 42 points, (52-10) vs. Houston, 1970
42 points, (52-10) vs. NY Jets, 1971
6. 38 points, (52-14) vs. Cleveland, 1967
(Eastern Conference Championship Game)
38 points, (38-0) vs. Baltimore, 1978
8. 37 points, (40-3) vs. New Orleans, 1973
37 points, (37-0) vs. Detroit, 1977
10. 35 points, (49-14) vs. Philadelphia, 1969
35 points, (42-7) vs. Philadelphia, 1971
35 points, (45-10) vs. St. Louis, 1973
13. 34 points, (34-0) vs. Washington, 1970

"AMERICA'S TEAM"

The Dallas Cowboys 1978 highlight film, "America's Team," is available free of charge to groups wishing to show it. The 30-minute, 16mm sound and color movie, which traces the Cowboys '78 season from training camp to Super Bowl XIII in Miami, is sponsored by Braniff International and produced by NFL Films. It is narrated by John Facenda. To reserve a copy of the film, call Braniff at 214/747-9051 or the Cowboys Executive Offices at 214/369-8000.

PLAYOFF RECORDS



BUTCH JOHNSON (SUPER BOWL XII)

Cowboys Playoff Records

MOST POINTS

Cowboys	52	†vs. Cleveland (52-14)	December 24, 1967
Opp.	38	Cleveland (38-14)	December 28, 1969
Combined	66	†vs. Cleveland (52-14)	December 24, 1967
		*vs. Pittsburgh (35-31)	January 21, 1979

MOST FIRST DOWNS

Cowboys	26	vs. Atlanta	December 30, 1978
Opp.	22	Baltimore	January 9, 1966
		Cleveland	December 28, 1969

FEWEST FIRST DOWNS

Cowboys	8	vs. Washington	December 31, 1972
Opp.	7	Detroit	December 26, 1970

MOST FIRST DOWNS RUSHING

Cowboys	16	†vs. San Francisco	January 3, 1971
Opp.	14	Baltimore	January 9, 1966
		Minnesota	December 30, 1973

FEWEST FIRST DOWNS RUSHING

Cowboys	2	vs. Minnesota	January 5, 1969
Opp.	1	Los Angeles	January 4, 1976

MOST FIRST DOWNS PASSING

Cowboys	15	vs. San Francisco	December 23, 1972
		vs. Los Angeles	January 4, 1976
Opp.	17	Cleveland	December 28, 1969

FEWEST FIRST DOWNS PASSING

Cowboys	3	vs. Detroit	December 26, 1970
		vs. Washington	December 31, 1972
Opp.	1	*Denver	January 15, 1978

MOST FIRST DOWNS BY PENALTIES

Cowboys	2	vs. Cleveland	December 24, 1967
		vs. Minnesota	January 5, 1969
		vs. Cleveland	December 28, 1969
		vs. San Francisco	December 23, 1972
		vs. Washington	December 31, 1972
		vs. Minnesota	January 1, 1978
		vs. Atlanta	December 30, 1978
		vs. Los Angeles	January 7, 1979
Opp.	4	Baltimore	January 17, 1971

MOST NET YARDS TOTAL OFFENSE

Cowboys	441	vs. Los Angeles	January 4, 1976
Opp.	367	by Green Bay	January 1, 1967

FEWEST NET YARDS TOTAL OFFENSE

Cowboys	153	vs. Minnesota	December 30, 1973
Opp.	118	Los Angeles	January 4, 1976

MOST NET YARDS RUSHING

Cowboys	252	vs. Miami	January 16, 1972
Opp.	203	Minnesota	December 30, 1973

PLAYOFF RECORDS (Cont.)

FEWEST NET YARDS RUSHING			
Cowboys	45	vs. Baltimore	January 9, 1966
Opp.	22	Los Angeles	January 4, 1976
MOST NET YARDS PASSING			
Cowboys	301	vs. Minnesota	January 5, 1969
Opp.	291	Pittsburgh	January 21, 1979
FEWEST NET YARDS PASSING			
Cowboys	38	vs. Detroit	December 26, 1970
Opp.	52	Atlanta	December 30, 1978
MOST GROSS YARDS PASSING			
Cowboys	330	vs. Minnesota	January 5, 1969
Opp.	318	Pittsburgh	January 21, 1979
MOST YARDS LOST ATT. TO PASS			
Cowboys	52	vs. Pittsburgh	January 21, 1979
Opp.	76	Green Bay	January 1, 1967
MOST TIMES TACKLING PASSER			
Cowboys	8	vs. Green Bay	December 31, 1967
Opp.	7	Los Angeles	December 23, 1973
		Pittsburgh	January 18, 1976
MOST INTERCEPTIONS			
Cowboys	4	vs. Cleveland	December 21, 1968
		vs. Minnesota	December 30, 1973
Opp.	5	Los Angeles	January 7, 1979
MOST FUMBLES			
Cowboys	6	vs. Atlanta	December 30, 1978
		vs. Denver	January 15, 1978
Opp.	5	Baltimore	January 17, 1971
		San Francisco	December 23, 1972
		Minnesota	January 1, 1978
MOST FUMBLES LOST			
Cowboys	3	vs. Atlanta	December 30, 1978
		vs. San Francisco	December 23, 1972
Opp.	4	Baltimore	January 17, 1971
		Denver	January 15, 1978
MOST PENALTIES			
Cowboys	12	*vs. Denver	January 15, 1978
Opp.	8	Los Angeles	December 19, 1976
		Denver	January 15, 1978
FEWEST PENALTIES			
Cowboys	2	vs. Cleveland	December 24, 1967
		vs. Minnesota	January 5, 1969
		vs. Los Angeles	January 3, 1970
		vs. Minnesota	December 25, 1971
		vs. San Francisco	January 2, 1972
		vs. Minnesota	December 30, 1973
		vs. Pittsburgh	January 18, 1976
Opp.	0	†Detroit	December 26, 1970
		*Miami	January 16, 1972
		*Pittsburgh	January 18, 1976

PLAYOFF RECORDS (Cont.)

MOST YARDS LOST ON PENALTIES

Cowboys	133	*vs. Baltimore	January 17, 1971
Opp.	94	Los Angeles	December 19, 1976

MOST PUNTS

Cowboys	10	vs. Baltimore	January 9, 1966
Opp.	8	Green Bay	December 31, 1967
		Detroit	December 26, 1970
		Minnesota	January 1, 1978

FEWEST PUNTS

Cowboys	2	vs. Cleveland	December 24, 1967
Opp.	1	Cleveland	December 28, 1969

Miscellaneous Individual Records

Most Consecutive Passes Without Interception

- 109 — Roger Staubach (began vs. Los Angeles, January 3, 1970, ended vs. Los Angeles, December 23, 1973).

Most Consecutive Games Rush for TD

- 3 — Duane Thomas (began December 25, 1971 vs. Minnesota, ended January 16, 1972, after Super Bowl victory).
3 — Tony Dorsett (began, December 26, 1977 vs. Chicago, ended December 30, 1978 vs. Atlanta).

Most Consecutive Games Catch TD Pass

- 2 — Golden Richards (vs. Minnesota, January 1, 1978 and vs. Denver, January 15, 1978).

Most Consecutive Games Intercept Pass

- 3 — Mel Renfro (vs. Detroit, December 26, 1970; vs. San Francisco January 3, 1971; and vs. Baltimore, January 17, 1971).
3 — Randy Hughes (vs. Denver, January 15, 1978; vs. Atlanta, December 30, 1978; and vs. Los Angeles, January 7, 1979).

Most Consecutive Games at Least One Pass Catch

- 12 — Drew Pearson (began vs. Los Angeles, December 23, 1973; still continuing).

Most Consecutive Games Kick FG

- 7 — Toni Fritsch (started vs. San Francisco, December 23, 1972, ended after January 18, 1976, vs. Pittsburgh).

Most Consecutive Games Played

- 22 — Jethro Pugh (started January 1, 1967 vs. Green Bay, ended December 30, 1978 vs. Atlanta).

Individual Single Game Records

RUSHING YARDS

- 143 — Duane Thomas vs. San Francisco January 3, 1971

MOST CARRIES

- 30 — Duane Thomas vs. Detroit December 26, 1970

LONGEST RUN FROM SCRIMMAGE

- 53 — Tony Dorsett vs. Los Angeles January 7, 1979

MOST PASS ATTEMPTS

- 37 — Roger Staubach vs. Los Angeles December 19, 1976

PLAYOFF RECORDS (Cont.)

MOST PASS COMPLETIONS

- 17 — Roger Staubach vs. Minnesota December 28, 1975
Roger Staubach vs. Denver January 15, 1978
Roger Staubach vs. Pittsburgh January 21, 1979

MOST YARDS GAINED PASSING

- 246 — Roger Staubach vs. Minnesota December 28, 1975

MOST TOUCHDOWN PASSES

- 4 — Roger Staubach vs. Los Angeles January 4, 1976

LONGEST COMPLETION

- ‡86 yards — Don Meredith to Bob Hayes
vs. Cleveland (TD) December 24, 1967

MOST PASSES HAD INTERCEPTED

- 4 — Roger Staubach vs. Minnesota December 30, 1973

MOST PASS RECEPTIONS

- 7 — Billy Parks vs. San Francisco December 23, 1972
Preston Pearson vs. Los Angeles January 4, 1976

MOST YARDS LOST ATT. TO PASS

- 52 — Roger Staubach vs. Pittsburgh January 21, 1979

MOST QUARTERBACK SACKS

- 7 — Roger Staubach vs. Los Angeles December 23, 1972
Roger Staubach vs. Pittsburgh January 18, 1976

MOST YARDS ON PASS RECEPTIONS

- 144 — Bob Hayes vs. Cleveland December 24, 1967

MOST TOUCHDOWNS ON PASS RECEPTIONS

- † 3 — Preston Pearson vs. Los Angeles January 4, 1976

MOST TOUCHDOWNS SCORED

- ‡ 3 — Craig Baynham vs. Cleveland December 24, 1967
† Preston Pearson vs. Los Angeles January 4, 1976

MOST POINTS SCORED

- 18 — Craig Baynham vs. Cleveland December 24, 1967
Preston Pearson vs. Los Angeles January 4, 1976
13 — Toni Fritsch vs. Los Angeles (kicker) January 4, 1976
Efren Herrera vs. Chicago (kicker) December 26, 1977

MOST EXTRA-POINTS ATTEMPTED

- ‡ 7 — Danny Villanueva vs. Cleveland December 24, 1967

MOST EXTRA-POINTS CONVERTED

- ‡ 7 — Danny Villanueva vs. Cleveland December 24, 1967

MOST FIELD GOALS ATTEMPTED

- * 5 — Efren Herrera vs. Denver January 15, 1978

MOST FIELD GOALS MADE

- ‡ 3 — Toni Fritsch vs. San Francisco December 23, 1972
Toni Fritsch vs. Los Angeles January 4, 1976
‡ Efren Herrera vs. Chicago December 26, 1977

LONGEST FIELD GOAL MADE

- 48 yards — Rafael Septien vs. Atlanta December 30, 1978

LONGEST INTERCEPTION RETURN

- †68 yards — Thomas Henderson vs.
Los Angeles (TD) January 7, 1979

LONGEST KICKOFF RETURN

- 48 yards — Thomas Henderson vs. Pittsburgh January 18, 1976

LONGEST PUNT RETURN

- 68 yards — Bob Hayes vs. Cleveland December 24, 1967

Cowboys Big Days/Playoffs

100 YARD RUSHING GAMES

143 yards — Duane Thomas vs. San Francisco	January 3, 1971
135 yards — Duane Thomas vs. Detroit	December 26, 1970
125 yards — Calvin Hill vs. San Francisco	December 23, 1972
108 yards — Don Perkins vs. Green Bay	January 1, 1967
101 yards — Tony Dorsett vs. Los Angeles	January 7, 1979

PASSING

246 yards — Roger Staubach vs. Minnesota	December 28, 1975
243 yards — Don Meredith vs. Minnesota	January 5, 1969
238 yards — Don Meredith vs. Green Bay	January 1, 1967
228 yards — Roger Staubach vs. Pittsburgh	January 21, 1979
220 yards — Roger Staubach vs. Los Angeles	January 4, 1976
212 yards — Don Meredith vs. Cleveland	December 24, 1967
204 yards — Roger Staubach vs. Pittsburgh	January 18, 1976

RECEIVING

144 yards — Bob Hayes vs. Cleveland	December 24, 1967
136 yards — Billy Parks vs. San Francisco	December 23, 1972
123 yards — Preston Pearson vs. Los Angeles	January 4, 1976
102 yards — Frank Clarke vs. Green Bay	January 1, 1967
91 yards — Drew Pearson vs. Minnesota	December 28, 1975

Cowboys Longest Plays/Playoffs

LONG RUNS FROM SCRIMMAGE

53 yards — Tony Dorsett vs. Los Angeles	January 7, 1979
48 yards — Calvin Hill vs. San Francisco	December 23, 1972
29 yards — Roger Staubach vs. Washington	December 31, 1972
29 yards — Tony Dorsett vs. Pittsburgh	January 21, 1979
24 yards — Don Perkins vs. Cleveland	December 24, 1967
23 yards — Don Perkins vs. Green Bay (TD)	January 1, 1967
23 yards — Duane Thomas vs. Miami	January 16, 1972
22 yards — Tony Dorsett vs. Chicago (TD)	December 26, 1977

LONG FORWARD PASSES

86 yards — Don Meredith to Bob Hayes vs. Cleveland (TD)	December 24, 1967
83 yards — Roger Staubach to Drew Pearson vs. Los Angeles (TD)	December 23, 1973
68 yards — Don Meredith to Frank Clarke vs. Green Bay (TD)	January 1, 1967
51 yards — Don Meredith to Bob Hayes vs. Minnesota (TD)	January 5, 1969
50 yards — Roger Staubach to Drew Pearson vs. Minnesota (TD)	December 28, 1975
45 yards — Roger Staubach to Butch Johnson vs. Denver (TD)	January 15, 1978

LONG PUNT RETURNS

68 yards — Bob Hayes vs. Cleveland	December 24, 1967
63 yards — Golden Richards vs. Minnesota (TD)	December 30, 1973
44 yards — Butch Johnson vs. Los Angeles	December 19, 1976
24 yards — Charlie Waters vs. Minnesota	December 25, 1971

LONG KICKOFF RETURNS

48 yards — Thomas Henderson vs. Pittsburgh	January 18, 1976
34 yards — Cliff Harris vs. Minnesota	December 30, 1973
33 yards — Cliff Harris vs. San Francisco	December 23, 1972
30 yards — Mel Renfro vs. Green Bay	January 1, 1967
30 yards — Richmond Flowers vs. Los Angeles	January 3, 1970

LONG INTERCEPTION RETURNS

68 yards — Thomas Henderson vs. Los Angeles (TD)	January 7, 1979
60 yards — Cornell Green vs. Cleveland (TD)	December 24, 1967
41 yards — Chuck Howley vs. Miami	January 16, 1972
30 yards — Cliff Harris vs. Minnesota	December 25, 1971
27 yards — Mark Washington vs. Denver	January 15, 1978
26 yards — Chuck Howley vs. Minnesota	December 25, 1971

LONG FUMBLE RETURNS

21 yards — Randy Hughes vs. Denver	January 15, 1978
20 yards — Charlie Waters vs. Detroit	December 26, 1970
15 yards — D. D. Lewis vs. Chicago	December 26, 1977

* — Super Bowl Record † — NFC Championship Game Record
‡ — NFC Divisional Playoff Game Record

THE WAY IT WAS

DON MEREDITH, JIM MYERS AND TOM LANDRY
ON SIDELINE IN 1964



Cowboys All-Time Results

All-Time Regular Season
Record: 161-99-6

Playoff Record: 16-12

*—Designates Home Games

1960 (0-11-1)

Tom Landry, Head Coach

L	*28	Pittsburgh (30,000)	35
L	*25	Philadelphia (18,500)	27
L	14	Washington (21,142)	26
L	*7	Cleveland (28,500)	48
L	10	St. Louis (23,128)	12
L	*7	Baltimore (25,500)	45
L	*13	Los Angeles (16,000)	38
L	7	Green Bay (32,294)	41
L	*14	San Francisco (10,000)	26
L	7	Chicago (39,951)	17
T	31	New York (55,033)	31
L	14	Detroit (43,272)	23
	177		369

1961 (4-9-1)

Tom Landry, Head Coach

W	*27	Pittsburgh (23,500)	24
W	*21	Minnesota (20,500)	7
L	7	Cleveland (43,638)	25
W	28	Minnesota (33,070)	0
L	*10	New York (41,500)	31
L	*7	Philadelphia (25,000)	43
W	17	New York (60,254)	16
L	*17	St. Louis (20,500)	31
L	7	Pittsburgh (17,519)	37
T	*28	Washington (17,500)	28
L	13	Philadelphia (60,127)	35
L	*17	Cleveland (23,500)	38
L	13	St. Louis (15,384)	31
L	24	Washington (21,451)	34
	236		380

1962 (5-8-1)

Tom Landry, Head Coach

T	*35	Washington (15,730)	35
L	*28	Pittsburgh (19,478)	30
W	27	Los Angeles (26,907)	17
L	10	Cleveland (44,040)	19
W	*41	Philadelphia (18,645)	19
W	42	Pittsburgh (23,106)	27
L	*24	St. Louis (16,027)	28
W	38	Washington (49,888)	10
L	*10	New York (45,668)	41
L	*33	Chicago (12,692)	34
L	14	Philadelphia (58,070)	28
W	*45	Cleveland (24,226)	21
L	20	St. Louis (14,102)	52
L	31	New York (62,694)	41
	398		402

1963 (4-10)

Tom Landry, Head Coach

L	*7	St. Louis (36,432)	34
L	*24	Cleveland (28,710)	41
L	17	Washington (40,101)	21
L	21	Philadelphia (60,671)	24
W	*17	Detroit (27,264)	14
L	21	New York (62,889)	37
L	21	Pittsburgh (19,047)	27
W	*35	Washington (18,838)	20
L	24	San Francisco (29,563)	31
W	*27	Philadelphia (23,694)	20
L	1/	Cleveland (55,096)	27
L	*2/	New York (29,653)	34
L	*19	Pittsburgh (24,136)	24
W	28	St. Louis (12,695)	24
	305		378

1964 (5-8-1)

Tom Landry, Head Coach

L	*6	St. Louis (36,605)	16
W	*24	Washington (25,158)	18
L	17	Pittsburgh (35,594)	23
L	6	Cleveland (72,062)	27
T	*13	New York (33,324)	13
W	*16	Cleveland (37,456)	20
L	31	St. Louis (28,253)	13
W	24	Chicago (47,527)	10
W	31	New York (63,031)	21
L	*14	Philadelphia (55,972)	17
L	16	Washington (49,219)	28
L	*21	Green Bay (44,975)	45
L	14	Philadelphia (60,671)	24
W	*17	Pittsburgh (35,271)	14
	250		289

1965 (7-7)

Tom Landry, Head Coach

W	*31	New York (59,366)	2
W	*27	Washington (61,577)	7
L	13	St. Louis (32,034)	20
L	*24	Philadelphia (56,249)	35
L	17	Cleveland (80,451)	23
L	3	Green Bay (48,311)	13
L	13	Pittsburgh (37,804)	22
W	*39	San Francisco (39,677)	31
W	*24	Pittsburgh (57,293)	17
L	*17	Cleveland (76,251)	24
L	31	Washington (50,205)	34
W	21	Philadelphia (54,714)	19
W	*27	St. Louis (38,499)	13
W	38	New York (62,871)	20
	325		280

PLAYOFF BOWL GAME (Miami)

L	3	Baltimore (65,569)	35
---	---	--------------------	----

1966 (10-3-1)

Tom Landry, Head Coach

W	*52	New York (60,010)	7
W	*28	Minnesota (64,116)	17
W	47	Atlanta (56,990)	14
W	*56	Philadelphia (69,372)	7
T	10	St. Louis (50,673)	10
L	21	Cleveland (84,721)	30
W	*52	Pittsburgh (58,453)	21
L	23	Philadelphia (60,658)	24
W	31	Washington (50,927)	30
W	20	Pittsburgh (42,185)	7
W	*26	Cleveland (80,259)	14
W	*31	St. Louis (76,965)	17
L	*31	Washington (64,198)	34
W	17	New York (62,735)	7
	445		239

1966 CHAMPIONSHIP GAME (Dis.)

L	27	Green Bay (75,504)	34
---	----	--------------------	----

1967 (9-5)

Tom Landry, Head Coach

W	21	Cleveland (81,039)	14
W	*38	New York (66,209)	24
L	*13	Los Angeles (75,229)	35
W	17	Washington (50,566)	14
W	*14	New Orleans (64,128)	10
W	24	Pittsburgh (39,641)	21
L	14	Philadelphia (60,740)	21
W	*37	Atlanta (54,751)	7
W	27	New Orleans (83,437)	10
L	*20	Washington (75,538)	27
W	*46	St. Louis (68,787)	21
L	17	Baltimore (60,238)	23
W	*38	Philadelphia (55,834)	17
L	16	San Francisco (27,182)	24
	342		268

1967 EASTERN CHAMPIONSHIP GAME (Dallas)

W	52	Cleveland (70,786)	14
---	----	--------------------	----

1967 CHAMPIONSHIP GAME (Green Bay)

L	17	Green Bay (50,861)	21
---	----	--------------------	----

1968 (12-2)

Tom Landry, Head Coach

W	*59	Detroit (61,382)	13
W	*28	Cleveland (68,733)	7
W	45	Philadelphia (60,858)	13
W	27	St. Louis (48,296)	10
W	*34	Philadelphia (72,083)	14
W	20	Minnesota (47,644)	7
L	*17	Green Bay (74,604)	28
W	17	New Orleans (84,728)	3
L	*21	New York (72,163)	27
W	44	Washington (50,816)	24
W	34	Chicago (46,667)	3
W	*29	Washington (66,076)	20
W	*28	Pittsburgh (55,069)	7
W	28	New York (62,617)	10
	431		186

1968 EASTERN CHAMPIONSHIP GAME (Cleveland)

L	20	Cleveland (81,497)	31
---	----	--------------------	----

PLAYOFF BOWL GAME (Miami)

W	17	Minnesota (22,961)	13
---	----	--------------------	----

1969 (11-2-1)

Tom Landry, Head Coach

W	*24	St. Louis (62,134)	3
W	21	New Orleans (79,567)	17
W	38	Philadelphia (60,658)	7
W	24	Atlanta (54,833)	17
W	*49	Philadelphia (71,509)	14
W	*25	New York (58,964)	3
L	10	Cleveland (84,850)	42
W	*33	New Orleans (68,282)	17
W	41	Washington (50,474)	28
L	23	Los Angeles (79,105)	24
T	*24	San Francisco (62,348)	24
W	10	Pittsburgh (24,990)	7
W	*27	Baltimore (63,191)	10
W	*20	Washington (56,924)	10
	369		223

1969 EASTERN CHAMPIONSHIP GAME (Dallas)

L	14	Cleveland (69,321)	38
---	----	--------------------	----

PLAYOFF BOWL GAME (Miami)

L	0	Los Angeles (31,151)	31
---	---	----------------------	----

1970 (10-4)

Tom Landry, Head Coach

W	17	Philadelphia (59,728)	7
W	*28	N.Y. Giants (57,239)	10
L	7	St. Louis (50,780)	20
W	*13	Atlanta (53,611)	0
L	13	Minnesota (47,900)	54
W	27	Kansas City (51,158)	16
W	*21	Philadelphia (55,736)	17
L	20	N.Y. Giants (62,928)	23
L	*0	St. Louis (69,323)	38
W	45	Washington (50,415)	21
W	*16	Green Bay (67,182)	3
W	*34	Washington (57,936)	0
W	6	Cleveland (75,458)	2
W	*52	Houston (50,504)	10
	299		221

1970 DIVISIONAL PLAYOFF (Dallas)

W	5	Detroit (73,167)	0
---	---	------------------	---

1970 NFC CHAMPIONSHIP GAME (San Francisco)

W	17	San Francisco (59,625)	10
---	----	------------------------	----

SUPER BOWL V (Miami)

L	13	Baltimore (80,055)	16
---	----	--------------------	----

1971 (11-3)

Tom Landry, Head Coach

W	49	Buffalo (46,206)	37
W	42	Philadelphia (65,358)	7
L	*16	Washington (72,000)	20
W	*20	N. Y. Giants (68,378)	13
L	14	New Orleans (83,088)	24
W	*44	New England (65,708)	21
L	19	Chicago (55,049)	23
W	16	St. Louis (50,486)	13
W	*20	Philadelphia (60,178)	7
W	13	Washington (53,041)	0
W	*28	Los Angeles (66,595)	21
W	*52	N. Y. Jets (66,689)	10
W	42	N. Y. Giants (62,815)	14
W	*31	St. Louis (66,672)	12
	406		222

1971 DIVISIONAL PLAYOFF (Minnesota)

W	20	Minnesota (49,100)	12
---	----	--------------------	----

1971 NFC CHAMPIONSHIP GAME (Dallas)

W	14	San Francisco (66,311)	3
---	----	------------------------	---

SUPER BOWL VI (New Orleans)

W	24	Miami (81,035)	3
---	----	----------------	---

1972 (10-4)

Tom Landry, Head Coach

W	*28	Philadelphia (55,850)	6
W	23	N. Y. Giants (62,725)	14
L	13	Green Bay (47,103)	16
W	*17	Pittsburgh (65,682)	13
W	21	Baltimore (58,992)	0
L	20	Washington (53,039)	24
W	*28	Detroit (65,378)	24
W	34	San Diego (54,476)	28
W	*33	St. Louis (65,218)	24
W	28	Philadelphia (65,720)	7
L	*10	San Francisco (65,124)	31
W	27	St. Louis (49,797)	6
W	*34	Washington (65,136)	24
L	*3	N. Y. Giants (64,602)	23
	319		240

1972 DIVISIONAL PLAYOFF (San Francisco)

W	30	San Francisco (61,214)	28
---	----	------------------------	----

1972 NFC CHAMPIONSHIP GAME (Washington)

L	3	Washington (53,129)	26
---	---	---------------------	----

1973 (10-4)

Tom Landry, Head Coach

W	20	Chicago (55,701)	17
W	*40	New Orleans (53,972)	3
W	*45	St. Louis (64,815)	10
L	7	Washington (54,314)	14
L	31	Los Angeles (81,428)	37
W	*45	N. Y. Giants (64,898)	28
L	16	Philadelphia (65,954)	30
W	*38	Cincinnati (58,802)	10
W	23	N. Y. Giants (70,128)	10
W	*31	Philadelphia (61,985)	10
L	*7	Miami (64,100)	14
W	22	Denver (51,706)	10
W	*27	Washington (64,458-f)	7
W	30	St. Louis (43,946)	3
	382		203

1973 DIVISIONAL PLAYOFF (Dallas)

W	27	Los Angeles (64,291)	16
---	----	----------------------	----

1973 NFC CHAMPIONSHIP GAME (Dallas)

L	10	Minnesota (64,524)	27
---	----	--------------------	----

1974 (8-6)

Tom Landry, Head Coach

W	24	Atlanta (52,322)	0
L	10	Philadelphia (64,088)	13
L	*6	N. Y. Giants (45,841)	14
L	*21	Minnesota (57,847)	23
L	28	St. Louis (49,885)	31
W	*31	Philadelphia (43,586)	24
W	21	N. Y. Giants (61,918)	7
W	*17	St. Louis (64,146)	14
W	*20	San Francisco (50,018)	14
L	21	Washington (54,395)	28
W	10	Houston (49,775)	0
W	*24	Washington (63,243)	23
W	*41	Cleveland (48,754)	17
L	23	Oakland (45,850)	27
	297		235

1975 (10-4)

Tom Landry, Head Coach

W	*18	Los Angeles (49,091)	7
W	*37	St. Louis (52,417) (OT)	31
W	36	Detroit (79,784)	10
W	13	N. Y. Giants (56,511)	7
L	*17	Green Bay (64,934)	19
W	20	Philadelphia (64,889)	17
L	24	Washington (55,004) (OT)	30
L	*31	Kansas City (63,539)	34
W	34	New England (60,905)	31
W	*27	Philadelphia (57,893)	17
W	*14	N. Y. Giants (53,329)	3
L	17	St. Louis (49,701)	31
W	*31	Washington (61,091)	10
W	31	N. Y. Jets (37,279)	21
	350		268

1975 DIVISIONAL PLAYOFF (Minnesota)

W	17	Minnesota (48,341)	14
---	----	--------------------	----

1975 NFC CHAMPIONSHIP GAME (Los Angeles)

W	37	Los Angeles (84,483)	7
---	----	----------------------	---

SUPER BOWL X (Miami)

L	17	Pittsburgh (80,187)	21
---	----	---------------------	----

1976 (11-3)

Tom Landry, Head Coach

W	*27	Philadelphia (54,052)	7
W	24	New Orleans (61,413)	6
W	*30	Baltimore (64,237)	27
W	28	Seattle (62,027)	13
W	24	N. Y. Giants (76,042)	14
L	17	St. Louis (50,317)	21
W	*31	Chicago (61,346)	21
W	20	Washington (55,004)	7
W	*9	N. Y. Giants (58,870)	3
W	*17	Buffalo (51,779)	10
L	10	Atlanta (54,992)	17
W	*19	St. Louis (62,498)	14
W	26	Philadelphia (55,072)	7
L	*14	Washington (59,916)	27
	296		194

1976 DIVISIONAL PLAYOFF (Dallas)

L	12	Los Angeles (62,436)	14
---	----	----------------------	----

1977 (12-2)

Tom Landry, Head Coach

W	16	Minnesota (47,678) (OT)	10
W	*41	N.Y. Giants (64,215)	21
W	*23	Tampa Bay (55,316)	7
W	30	St. Louis (50,129)	24
W	*34	Washington (62,115)	16
W	16	Philadelphia (65,507)	10
W	*37	Detroit (63,160)	0
W	24	N.Y. Giants (74,532)	10
L	*17	St. Louis (64,038)	24
L	13	Pittsburgh (49,761)	28
W	14	Washington (55,031)	7
W	*24	Philadelphia (60,289)	14
W	42	San Francisco (55,848)	35
W	*14	Denver (63,752)	6
	345		212

1977 DIVISIONAL PLAYOFF (Dallas)

W	37	Chicago (62,920)	7
---	----	------------------	---

1977 NFC CHAMPIONSHIP GAME (Dallas)

W	23	Minnesota (61,968)	6
W	27	Denver (76,400) (New Orleans)	10

1978 (12-4)

Tom Landry, Head Coach

W	*38	Baltimore (64,224)	0
W	34	N.Y. Giants (73,265)	24
L	14	Los Angeles (65,749)	27
W	*21	St. Louis (62,760)	12
L	5	Washington (55,031)	9
W	*24	N.Y. Giants (63,420)	3
W	24	St. Louis (48,991) (OT)	21
W	*14	Philadelphia (60,525)	7
L	*10	Minnesota (61,848)	21
L	16	Miami (69,414)	23
W	42	Green Bay (55,256)	14
W	*27	New Orleans (57,920)	7
W	*37	Washington (64,905)	10
W	*17	New England (63,263)	10
W	31	Philadelphia (64,667)	13
W	30	N.Y. Jets (52,532)	7
	384		208

1978 DIVISIONAL PLAYOFF (Dallas)

W	27	Atlanta (60,338)	20
---	----	------------------	----

1978 NFC CHAMPIONSHIP GAME (Los Angeles)

W	28	Los Angeles (67,470)	0
---	----	----------------------	---

SUPER BOWL XIII (Miami)

L	31	Pittsburgh (78,656)	35
---	----	---------------------	----

Cowboys All-Time Pre-Season Results

1960 (1-5)

Dal.	Opp.
10 San Francisco (22,000)	@ Seattle 16
13 St. Louis (14,000)	@ San Antonio 20
10 Baltimore (40,000)	@ Dallas 14
14 New York (10,663)	@ Louisville 3
14 Los Angeles (13,500)	@ Pendleton 49
23 Green Bay (20,121)	@ Minn. 28

1961 (2-3)

38 Minnesota (4,954)	@ Sioux Falls 13
7 Green Bay (30,000)	@ Dallas 30
10 N. Y. (21,500)	@ Albuquerque 28
35 Baltimore (19,000)	@ Norman 24
10 S. F. (22,130)	@ Sacramento 24

1962 (0-5)

7 Green Bay (54,500)	@ Dallas 31
24 Detroit (77,683)	@ Cleveland 35
10 Baltimore (14,000)	@ Roanoke 24
7 S. F. (20,000)	@ Sacramento 26
26 Minnesota (12,500)	@ Atlanta 45

1963 (3-2)

17 Los Angeles (70,675)	@ L. A. 14
10 Green Bay (53,121)	@ Dallas 31
17 Los Angeles (29,349)	@ Portland 20
37 S. F. (9,927)	@ Bakersfield 24
27 Detroit (51,218)	@ New Orleans 17

1964 (1-4)

6 Los Angeles (57,450)	@ L. A. 17
34 S. F. (24,679)	@ Portland 23
16 Los Angeles (30,565)	@ Portland 25
3 Green Bay (60,057)	@ Dallas 35
6 Chicago (35,000)	@ New Orleans 21

1965 (2-3)

0 Los Angeles (31,579)	@ L. A. 9
7 S. F. (24,837)	@ Portland 27
21 Green Bay (67,954)	@ Dallas 12
17 Minn. (41,500)	@ Birmingham 57
34 Chicago (33,525)	@ Tulsa 21

1966 (5-0)

24 San Francisco (28,899)	@ S. F. 13
20 Los Angeles (44,217)	@ L. A. 10
21 Green Bay (75,504)	@ Dallas 3
20 Detroit (31,250)	@ Tulsa 10
28 Minnesota (58,316)	@ Dallas 24

1967 (2-3)

6 Los Angeles (57,595)	@ L. A. 20
30 San Francisco (31,212)	@ S. F. 24
3 Green Bay (78,087)	@ Dallas 20
30 Houston (53,125)	@ Houston 17
7 Baltimore (58,492)	@ Dallas 33

1968 (3-3)

24 Chicago (14,578)	@ Canton 30
16 San Francisco (27,530)	@ S. F. 14
42 Los Angeles (64,978)	@ L. A. 10
27 Green Bay (72,014)	@ Dallas 31
33 Houston (52,289)	@ Houston 19
10 Baltimore (69,520)	@ Dallas 16

1969 (4-2)

17 Los Angeles (87,381)	@ L. A. 24
20 San Francisco (33,894)	@ S. F. 17
31 Green Bay (73,764)	@ Dallas 13
14 Houston (55,310)	@ Houston 11
25 N. Y. Jets (74,771)	@ Dallas 9
7 Baltimore (58,975)	@ Dallas 23

1970 (1-5)

Dal.	Opp.
20 San Diego (39,392)	@ San Diego 10
10 Los Angeles (64,646)	@ L. A. 17
34 Green Bay (72,389)	@ Dallas 35
21 Houston (46,548)	@ Houston 37
0 Kansas City (69,055)	@ Dallas 13
21 New York Jets (55,297)	@ Dallas 29

1971 (6-0)

45 Los Angeles (87,187)	@ L. A. 21
36 New Orleans (73,560)	@ Dallas 21
16 Cleveland (69,099)	@ Dallas 15
28 Houston (49,078)	@ Houston 20
27 Baltimore (22,291)	@ Baltimore 14
24 Kansas City (74,035)	@ Dallas 17

1972 (6-1)

20 College All-Stars (54,162)	@ Chi. 7
26 Houston (65,405)	@ Dallas 24
27 Los Angeles (66,051)	@ L. A. 13
30 New Orleans (81,070)	@ N. O. 7
34 N. Y. Jets (65,386)	@ Dallas 27
10 Kansas City (79,592)	@ K. C. 20
16 Oakland (62,607)	@ Dallas 10

1973 (4-2)

24 Los Angeles (75,461)	@ L. A. 7
26 Oakland (53,723)	@ Dallas 27
24 New Orleans (61,022)	@ Dallas 14
24 Houston (46,942)	@ Houston 27
27 Kansas City (57,468)	@ Dallas 16
26 Miami (61,378)	@ Dallas 23

1974 (3-3)

7 Oakland (41,049)	@ Oakland 27
13 Los Angeles (46,468)	@ L. A. 6
19 Houston (53,148)	@ Dallas (OT) 13
7 N. Orleans (56,563)	@ N. Orleans 16
25 Kansas City (43,492)	@ Dallas 16
15 Pittsburgh (43,900)	@ Dallas 41

1975 (2-4)

7 Los Angeles (62,843)	@ L. A. 35
20 Kansas City (35,630)	@ K. C. 26
13 Minnesota (45,395)	@ Dallas 16
17 Houston (46,951)	@ Houston 14
20 Oakland (39,562)	@ Dallas 31
17 Pittsburgh (43,186)	@ Dallas 16

1976 (3-3)

14 Oakland (52,391)	@ Oakland 17
14 Los Angeles (60,158)	@ L. A. 26
9 Denver (54,567)	@ Dallas 13
36 Detroit (30,340)	@ Memphis 16
20 Pittsburgh (64,264)	@ Dallas 10
26 Houston (58,844)	@ Dallas (OT) 20

1977 (3-3)

34 San Diego (59,504)	@ Dallas 14
17 Seattle (58,789)	@ Seattle (OT) 23
14 Miami (56,820)	@ Dallas 20
23 Baltimore (54,835)	@ Dallas 21
14 Houston (49,777)	@ Houston 23
30 Pittsburgh (49,824)	@ Dallas 0

1978 (3-1)

41 San Francisco (63,736)	@ Dallas 24
21 Denver (74,619)	@ Denver 14
13 Houston (62,242)	@ Dallas 27
16 Pittsburgh (59,747)	@ Dallas 13

Historical Highlights

1960

NFL FRANCHISE — Clint Murchison, Jr., and Bedford Wynne were awarded an expansion franchise in the NFL at the annual league meeting in Miami Beach, Fla. The Cowboys were to play as a "swing" team, playing every other team one time during the first season, although listed in the Western Conference standings (January 28).

COWBOYS STOCKED — A player pool was set up in a league meeting at L.A., with each of 12 NFL teams freezing 25 names on its roster and the Cowboys allowed to pick three from each team for a total of 36 veterans. Dallas, once given the list, had to select its 36 players within 24 hours (March 13).

TRAINING STARTS — Rookies report to first Cowboys camp at Pacific U., in Forest Grove, Oregon (July 9).

FIRST PRE-SEASON GAME — The Cowboys, less than six months in existence, get their first test and drop a 10-16 pre-season game to San Francisco in Seattle (August 6).

FIRST HOME GAME — In their Dallas debut, in the Salesmanship Club pre-season game, the Cowboys led the World Champion Baltimore Colts into the final minute before a 62-yard pass from Johnny Unitas to Lenny Moore gave the Colts a 14-10 victory (August 19).

FIRST VICTORY — In a pre-season game at Louisville, Ky., the Cowboys beat New York's Giants, 14-3, with Frank Clarke catching touchdown passes of 73 yards (Eddie LeBaron) and 74 yards (Don Meredith) (August 27).

FIRST LEAGUE GAME — In their first league game, Dallas fell to Pittsburgh, 35-28, with Bobby Layne leading a fourth period Steeler rally (Sept. 24, Saturday night).

STREAK SNAPPED — Dallas snaps a 10-game loss streak by tying New York, 31-31, at Yankee Stadium (Dec. 4).

1961

TRAINING STARTS — Rookies launch training at new campsite — St. Olaf College in Northfield, Minn. (July 9).


FIRST LEAGUE WIN — Scoring ten points in the final 56 seconds, the Cowboys score their first NFL victory, 27-24, over Pittsburgh in the '61 league opener in the Cotton Bowl. Allen Green's 27-yard field goal on the game's final play won it before 23,500 (Sept. 17).

1962

TRAINING STARTS — Team begins training at new campsite — Northern Michigan College in Marquette, Mich. (July 13).

PENALTY HISTORY — For the first time in anyone's memory in an NFL game, points were awarded for a penalty. The Cowboys were detected holding in the end zone on a 99-TD pass from LeBaron to Clarke, and Pittsburgh was awarded a safety. The Steelers eventually won, 30-28 (Sept. 23).

100-YARD FIRSTS — Cowboys Amos Marsh returned a kickoff 101 yards and Mike Gaechter returned a pass interception 100 yards, both plays for fourth quarter TD's in a 41-19 win over Philadelphia in Dallas. It was the first time in NFL history that two 100-yard runs had been made



"The Ice Bowl" — Ralph Neely blocks for Don Meredith in 1967 NFL Championship at Green Bay.

in the same game, much less by the same team in the same quarter (Oct. 14).

1963

SHIFT TO KANSAS CITY — The rival Dallas Texans of the AFL announce they are moving the franchise to Kansas City (Feb. 8).

CALIFORNIA TRAINING SITE — The Cowboys open training at California Lutheran College in Thousand Oaks, Calif. (July 12).

HOWTON SETS RECORD — Bill Howton broke Don Hutson's all-time receiving mark with a 14-yard catch against Washington (there). Hutson's record was 7,991 yards and the catch gave Howton an even 8,000 yards (Sept. 29).

1964

LANDRY CONTRACT — With one year to go on his original contract, Tom Landry is signed to a ten-year extension, in effect giving him an 11-year pact, possibly the longest in major pro sports history (Feb. 5).

1965

FIRST SELLOUT — An overflow crowd of 76,251 jams the Cotton Bowl for the Cleveland game, notching the team's first home sellout. Cleveland won, 24-17 (Nov. 21).

1966

PLAYOFF BOWL — After defeating New York, 38-20, in the season finale (and winning five of their last seven games) to get into the Playoff Bowl at Miami, the Cowboys fall to Baltimore, 35-3 (Jan. 15).

MERGER — Peace comes to pro football with Cowboys GM Tex Schramm completing two months of negotiations with AFL's Lamar Hunt, merging the two leagues under the NFL banner (June 8).

SCHRAMM ELEVATED — Texas E. Schramm, Vice-President and General Manager of the Cowboys from the beginning, was named President of

the club by owner Clint Murchison, Jr., who retained the title of Chairman of the Board.

NEELY CASE SOLVED — Dallas and Houston reached agreement in the Ralph Neely case. Neely remained with Dallas with Houston receiving the Cowboys Nos. 1, 2 and two fifth place picks in the 1967 draft (Nov. 17).

THE CHAMPIONSHIP — The Cowboys won their first championship, capturing the Eastern Conference title with a 10-3-1 record, but lost the NFL Championship Game to Green Bay, 34-27.

1967

TEXAS STADIUM — On Dec. 23, owner Clint Murchison, Jr., formally announced plans to build Texas Stadium in suburban Irving. The stadium, to be financed through a bond-option plan, would be ready for the 1970 season. The stadium would seat a minimum of 58,000.

SECOND CHAMPIONSHIP — Under the NFL's new format, the Cowboys easily won the Capitol Division and defeated Cleveland, Century Division winner, 52-14, in the Cotton Bowl for the Eastern conference championship. However, on Dec. 31 in Green Bay, the Cowboys lost their second bid for an NFL title, falling to the Packers, 21-17, in the 13 degree below weather.

1968

WIN CAPITOL — For the second straight year the Cowboys won the Capitol Division, but for the first time in three years the Cowboys did not win the Eastern Championship, being upset at Cleveland, 31-20, on December 21st. Dallas won the Runner-Up Bowl over Minnesota, 17-13.

1969

TEXAS STADIUM — Ground was broken for Texas Stadium in suburban Irving on January 25, and on June 29 Bert Rose was named general manager of the stadium.

ORIGINALS RETIRE — An era ended for the Cowboys in July. On July 5th at a press conference in Dallas, quarterback Don Meredith, the last of the original Cowboys, announced his retirement. Then, on July 18th, the day the veterans were to report to training camp, all-time rushing great Don Perkins officially retired.

REPEAT CAPITOL WINS — Once again the Cowboys rolled to the Capitol Division Championship with an 11-2-1 season. However, the Cowboys failed to win the Eastern Championship when on Dec. 28, the Cowboys lost to Cleveland, 38-14, in the Cotton Bowl.

1970

FIVE STRAIGHT PLAYOFFS — The Cowboys won their last five games to finish 10-4, claim the Eastern Division championship and make the playoffs for the fifth year in a row. They defeated Detroit, 5-0, in the opening round to get a shot at the National Conference championship.

FIRST NFC TITLE — The Cowboys captured the biggest prize of their 11-year history on Jan. 3 when they downed San Francisco, 17-10, for the NFC crown. A 16-13 loss to Baltimore in the Super Bowl Jan. 17 left Dallas with one major goal still unrealized.

1971

TEXAS STADIUM — The Cowboys opened a new era in their sparkling Irving, Tex., home with a 44-21 victory over the New England Patriots on

October 24. Duane Thomas scored the first touchdown in the new stadium, a 56-yard run just two minutes and 16 seconds after the opening kickoff. Attendance was 65,708.

SIX STRAIGHT PLAYOFFS — The Cowboys won their last seven games to finish 11-3, claim the Eastern Division championship and make the playoffs for the sixth year in a row. They defeated Minnesota, 20-12, in the opening round.

SECOND NFC TITLE — For the second consecutive year, the Cowboys met the San Francisco 49ers in the National Conference showdown. This time Dallas won, 14-3, to qualify for its second straight Super Bowl.

FIRST WORLD CHAMPIONSHIP — The Cowboys downed the Miami Dolphins, 24-3, to win Super Bowl VI in New Orleans on Jan. 16. It was the 10th victory in a row for Dallas as Roger Staubach passed for two touchdowns and was named the game's Most Valuable Player.

1972

FIRST 1,000-YARD BACK — Calvin Hill became the first Dallas player to rush for 1,000 yards when he gained 111 on Dec. 9 against the Washington Redskins in Texas Stadium. Hill wound up with 1,036 yards for the season on a record 245 carries.

SEVEN STRAIGHT PLAYOFFS — The Cowboys qualified for the NFL playoffs a record seventh consecutive year, their 10-4 record earning them the National Conference Wild Card berth. Roger Staubach passed for two touchdowns in the last 1½ minutes to give the Cowboys a 30-28 victory at San Francisco in the first round. Then, at Washington on New Year's Eve, Dallas was foiled in its bid for a third straight NFL title when the Redskins won, 26-3.

1973

100 VICTORIES — The Cowboys and Coach Tom Landry recorded their 100th victory with a 40-3 Texas Stadium win over the New Orleans Saints on Sept. 24. Landry, the only head coach the Cowboys have had, ended the season with a career mark of 108-80-6 to rank ninth on the list of the NFL's all-time winningest coaches.

EIGHT STRAIGHT PLAYOFFS — The Cowboys regained the NFC Eastern Division title with a 10-4 record and broke their own NFL record by reaching the playoffs for the eighth year in a row. Dallas defeated Western Division champion Los Angeles in the first round, 27-16, but fell to Central Division winner Minnesota in the NFC Championship Game, 27-10.

1974

FIRST TOP DRAFT CHOICE — For the first time in their history, the Cowboys had the very first choice in the NFL college draft. The No. 1 pick came to Dallas from Houston in exchange for Tody Smith and Billy Parks. The Cowboys selected Ed "Too Tall" Jones, a 6-9, 260-pound defensive end from Tennessee State.

PLAYOFFS MISSED — The Cowboys' record-breaking string of eight straight years in the NFL playoffs was broken when the club's 8-6 record failed to qualify.

1975

LILLY HONORED — "Mr. Cowboy" was honored on Bob Lilly Day at Texas Stadium at halftime of the Philadelphia game on Nov. 23. It was the first such recognition ever given to a Dallas player. Lilly never

missed a game in 14 years with the Cowboys, earning All-Pro honors seven times at defensive tackle before retiring prior to the '75 season.

TEN STRAIGHT WINNING SEASONS — The Cowboys' 10-4 record earned them the NFC Wild Card berth in the playoffs. The composite record over 10 straight winning seasons was 101-37-2.

THIRD NFC TITLE — After shocking Minnesota in the first round, 17-14 on Roger Staubach's 50-yard "Hail Mary" pass to Drew Pearson, the Cowboys traveled to Los Angeles for the NFC showdown. Staubach threw four touchdown passes, three to Preston Pearson, and Dallas won, 37-7. Pittsburgh won Super Bowl X on Jan. 18 in Miami, 21-17.

1976

ELEVEN STRAIGHT WINNING SEASONS — The Cowboys won the NFC Eastern Division title with their 11-3 record, giving them their 11th straight winning season and 10th playoff berth in that period. A 14-12 first round loss to Los Angeles — the first time Dallas had lost in the first round under the current playoff setup — ended the season.

MEREDITH, PERKINS HONORED — Former Cowboys greats Don Meredith and Don Perkins joined Bob Lilly in the "Ring of Honor" at Texas Stadium during halftime ceremonies at the New York Giants game on Nov. 7.

1977

HOWLEY HONORED — Former All-Pro linebacker Chuck Howley, a Cowboy from 1961 through 1973, became the fourth member of the Ring of Honor. Howley was honored during ceremonies at halftime of the Detroit Lions game on Oct. 30.

TWELVE STRAIGHT WINNING SEASONS — Getting off to an 8-0 start, their best ever, the Cowboys rolled to a 12-2 record, the championship of the NFC East, and their 12th consecutive winning season. They opened their 11th visit to the playoffs in those 12 years with a 37-7 first-round victory over the Chicago Bears at Texas Stadium.

FOURTH NFC TITLE — Dallas crushed the Minnesota Vikings at Texas Stadium, 23-6, for National Conference crown No. 4 and the right to meet the Denver Broncos in Super Bowl XII.

SECOND WORLD CHAMPIONSHIP — The Cowboys stopped the Denver Broncos, 27-10, to win Super Bowl XII in New Orleans on January 15, 1978. In the process, Dallas tied Minnesota for most Super Bowl appearances (four) and Green Bay, Miami and Pittsburgh for most Super Bowl victories (two). Defensive linemen Harvey Martin and Randy White were named co-Most Valuable Players in the game.

1978

THIRTEEN STRAIGHT WINNING SEASONS — After a mediocre 6-4 start, the Cowboys won six straight games to finish the expanded regular season with a 12-4 record and their 10th Division crown. It marked the Cowboys' 13th consecutive winning season and 12th trip to the playoffs in that span. Dallas rallied to beat Atlanta 27-20 in a divisional playoff at Texas Stadium, sending the Cowboys to their seventh NFC championship game in the last nine years.

FIFTH NFC TITLE — Dallas shut out the Rams in Los Angeles 28-0 in the National Conference title game to advance to the Super Bowl a record fifth time, including three of the last four. In the first Super Bowl rematch, Pittsburgh edged the Cowboys 35-31 for the NFL championship on Jan. 21 in Miami's Orange Bowl.



1978 NFL FINAL STANDINGS

AFC

EASTERN DIVISION

Team	W	L	T	Pct.	Pts.	OP
*Patriots	11	5	0	.688	358	286
†Dolphins	11	5	0	.688	372	254
Jets	8	8	0	.500	359	364
Bills	5	11	0	.313	302	354
Colts	5	11	0	.313	239	421

CENTRAL DIVISION

*Steelers	14	2	0	.875	356	195
†Oilers	10	6	0	.625	283	298
Browns	8	8	0	.500	334	356
Bengals	4	12	0	.250	252	284

WESTERN DIVISION

*Broncos	10	6	0	.625	282	198
Raiders	9	7	0	.563	311	283
Seahawks	9	7	0	.563	345	358
Chargers	9	7	0	.563	355	309
Chiefs	4	12	0	.250	243	327

*Division Champion

†Wild Card for Playoffs

WILD CARD GAME

Oilers 17, Dolphins 9

DIVISIONAL PLAYOFFS

Oilers 31, Patriots 14
Steelers 33, Broncos 10

CONFERENCE CHAMPIONSHIP

Steelers 34, Oilers 5

NFC

EASTERN DIVISION

Team	W	L	T	Pct.	Pts.	OP
*Cowboys	12	4	0	.750	384	208
†Eagles	9	7	0	.563	270	250
Redskins	8	8	0	.500	273	283
Cardinals	6	10	0	.375	248	296
Giants	6	10	0	.375	264	298

CENTRAL DIVISION

*Vikings	8	7	1	.531	294	306
Packers	8	7	1	.531	249	269
Lions	7	9	0	.438	290	300
Bears	7	9	0	.438	253	274
Buccaneers	5	11	0	.313	241	259

WESTERN DIVISION

*Rams	12	4	0	.750	316	245
†Falcons	9	7	0	.563	240	290
Saints	7	9	0	.438	281	298
49ers	2	14	0	.125	219	350

WILD CARD GAME

Falcons 14, Eagles 13

DIVISIONAL PLAYOFFS

Cowboys 27, Falcons 20
Rams 34, Vikings 10

CONFERENCE CHAMPIONSHIP

Cowboys 28, Rams 0

SUPER BOWL XIII

Steelers 35, Cowboys 31

AFC-NFC PRO BOWL

NFC 13, AFC 7

1978 NFL Leaders

RUSHING

	Player, Team—	Att.	Yards	Avg.	Long	TD
1.	Earl Campbell, Houston	302	1450	4.8	t81	13
2.	Walter Payton, Chicago	333	1395	4.2	76	11
3.	Tony Dorsett, Dallas	290	1325	4.6	63	7
4.	Delvin Williams, Miami	272	1258	4.6	58	8
5.	Wilbert Montgomery, Philadelphia	259	1220	4.7	47	9
6.	Terrell Middleton, Green Bay	284	1116	3.9	t76	11
7.	Franco Harris, Pittsburgh	310	1082	3.5	37	8
8.	Mark van Eeghen, Oakland	270	1080	4.0	34	9
9.	Terry Miller, Buffalo	238	1060	4.5	t60	7
10.	Tony Reed, Kansas City	206	1053	5.1	t62	5
43.	Robert Newhouse, Dallas	140	584	4.2	24	8

PASSING

	Player, Team—	Att.	Comp.	Pct.	Yards	TD	Int.	Rating
1.	Roger Staubach, Dallas	413	231	55.9	3190	25	16	84.9
2.	Terry Bradshaw, Pittsburgh	368	207	56.3	2915	28	20	84.8
3.	Dan Fouts, San Diego	381	224	58.8	2999	24	20	83.2
4.	Bob Griese, Miami	235	148	63.0	1791	11	11	82.4
5.	Archie Manning, N. Orleans	471	291	61.8	3416	17	16	81.6
6.	Brian Sipe, Cleveland	399	222	55.6	2906	21	15	80.6
7.	Craig Morton, Denver	267	146	54.7	1802	11	8	77.0
8.	Gary Danielson, Detroit	351	199	56.7	2294	18	17	73.6
9.	Jim Zorn, Seattle	443	248	56.0	3283	15	20	72.2
10.	Joe Ferguson, Buffalo	330	175	53.0	2136	16	15	70.5

RECEIVING

	Player, Team—	No.	Yards	Avg.	Long	TD
1.	Rickey Young, Minnesota	88	704	8.0	48	5
2.	Tony Galbreath, New Orleans	74	582	7.9	35	2
3.	Steve Largent, Seattle	71	1168	16.5	t57	8
4.	Ahmad Rashad, Minnesota	66	769	11.7	t58	8
5.	Pat Tilley, St. Louis	62	900	14.5	43	3
5.	Dave Casper, Oakland	62	852	13.7	44	9
7.	Lynn Swann, Pittsburgh	61	880	14.4	62	11
7.	Chuck Foreman, Minnesota	61	396	6.5	20	2
9.	Lydell Mitchell, San Diego	57	500	8.8	t55	2
10.	John Jefferson, San Diego	56	1001	17.9	t46	13
24.	Preston Pearson, Dallas	47	526	11.2	34	0
28.	Tony Hill, Dallas	46	823	17.9	54	6

SCORING

	Player, Team—	TD	PAT	FG	Total
1.	Frank Corral, Los Angeles	0	31	29	118
2.	Pat Leahy, New York Jets	0	41	22	107
3.	Garo Yepremian, Miami	0	41	19	98
4.	Don Cockroft, Cleveland	0	37	19	94
4.	Rafael Septien, Dallas	0	46	16	94
6.	Benny Ricardo, Detroit	0	32	20	92
7.	Rolf Benirschke, San Diego	0	37	18	91
8.	Joe Danelo, New York Giants	0	27	21	90
8.	David Sims, Seattle	15	0	0	90
10.	Mark Moseley, Washington	0	30	19	87

PUNTING

	Player, Team—	No.	Avg.	Long	Blk.
1.	Pat McNally, Cincinnati	91	43.1	65	0
2.	Ray Guy, Oakland	81	42.7	69	2
3.	Tom Skladany, Detroit	86	42.5	63	1
4.	Dave Jennings, New York Giants	95	42.1	68	0
5.	Tom Blanchard, New Orleans	84	42.0	61	2
6.	Zenon Andrusyshyn, Kansas City	79	41.1	61	1
7.	Dave Green, Tampa Bay	100	40.9	61	2
8.	Danny White, Dallas	76	40.5	56	1
9.	George Roberts, Miami	81	40.3	59	0
10.	Chuck Ramsey, New York Jets	74	40.1	79	0

INTERCEPTIONS

	Player, Team—	No.	Yards	Avg.	Long	TD
1.	Thom Darden, Cleveland	10	200	20.0	46	0
2.	Ken Stone, St. Louis	9	139	15.4	33	0
2.	Willie Buchanon, Green Bay	9	93	10.3	t77	1
4.	Rod Perry, Los Angeles	8	117	14.6	t44	3
4.	Pat Thomas, Los Angeles	8	96	12.0	t33	1
6.	Terry Jackson, New York Giants	7	115	16.4	51	1
6.	Jake Scott, Washington	7	72	10.3	39	0
6.	Bobby Bryant, Minnesota	7	69	9.9	23	0
6.	Herman Edwards, Philadelphia	7	59	8.4	25	0
25.	Benny Barnes, Dallas	5	72	14.4	38	0

PUNT RETURNS

	Player, Team—	No.	FC	Yards	Avg.	Long	TD
1.	Rick Upchurch, Denver	36	2	493	13.7	t75	1
2.	Keith Moody, Buffalo	19	5	240	12.6	t82	1
2.	Bruce Harper, New York Jets	30	4	378	12.6	t82	1
4.	Jackie Wallace, Los Angeles	52	5	618	11.9	58	0
5.	Eddie Payton, Kansas City	32	2	364	11.4	39	0
6.	Mike Fuller, San Diego	39	10	436	11.2	34	0
7.	Tony Green, Washington	42	13	443	10.5	t80	1
7.	Stanley Morgan, New England	32	5	335	10.5	48	0
9.	Jesse Thompson, Detroit	16	2	161	10.1	35	0
10.	Willard Harrell, St. Louis	21	6	196	9.3	t70	1
18.	Butch Johnson, Dallas	51	12	401	7.9	23	0

KICKOFF RETURNS

	Player, Team—	No.	Yards	Avg.	Long	TD
1.	Steve Odom, Green Bay	25	677	27.1	t95	1
2.	Dennis Pearson, Atlanta	25	662	26.5	t100	1
3.	Keith Wright, Cleveland	30	789	26.3	86	0
3.	Joe Washington, Baltimore	19	499	26.3	t90	1
5.	Artie Owens, San Diego	20	524	26.2	77	0
6.	Eddie Payton, Kansas City	30	775	25.8	66	0
7.	Tony Green, Washington	34	870	25.6	t99	1
8.	Curtis Brown, Buffalo	17	428	25.2	t102	1
9.	Larry Anderson, Pittsburgh	37	930	25.1	t95	1
10.	Johnnie Dirden, Houston	32	780	24.4	60	0
27.	Butch Johnson, Dallas	29	603	20.8	56	0

SUPER BOWLS

- 1966—PACKERS 35, Chiefs 10
1967—PACKERS 33, Raiders 14
1968—JETS 16, Colts 7
1969—CHIEFS 23, Vikings 7
1970—COLTS 16, Cowboys 13
1971—COWBOYS 24, Dolphins 3
1972—DOLPHINS 14, Redskins 7
1973—DOLPHINS 24, Vikings 7
1974—STEELERS 16, Vikings 6
1975—STEELERS 21, Cowboys 17
1976—RAIDERS 32, Vikings 14
1977—COWBOYS 27, Broncos 10
1978—STEELERS 35, Cowboys 13

CHAMPIONSHIP PLAYOFFS

- 1933—BEARS 23, Giants 21
1934—GIANTS 30, Bears 13
1935—LIONS 26, Giants 7
1936—PACKERS 21, Boston Redskins 6
1937—WASH. REDSKINS 28, Bears 21
1938—GIANTS 23, Packers 17
1939—PACKERS 27, Giants 0
1940—BEARS 73, Redskins 0
1941—BEARS 37, Giants 9
1942—REDSKINS 14, Bears 6
1943—BEARS 41, Redskins 21
1944—PACKERS 14, Giants 7
1945—CLEVE. RAMS 15, Redskins 14
1946—BEARS 24, Giants 14
1947—CARDS 28, Eagles 21
1948—EAGLES 7, Cards 0
1949—EAGLES 14, L. A. Rams 0
1950—BROWNS 30, Rams 28
1951—RAMS 24, Browns 17
1952—LIONS 17, Browns 7
1953—LIONS 17, Browns 16
1954—BROWNS 56, Lions 10
1955—BROWNS 38, Rams 14
1956—GIANTS 47, Bears 7
1957—LIONS 59, Browns 14
1958—COLTS 23, Giants 17
1959—COLTS 31, Giants 16
1960—EAGLES 17, Packers 13
1961—PACKERS 37, Giants 0
1962—PACKERS 16, Giants 7
1963—BEARS 14, Giants 10
1964—BROWNS 27, Colts 0
1965—PACKERS 23, Browns 12
1966—PACKERS 34, Cowboys 27
1967—PACKERS 21, Cowboys 17
1968—COLTS 34, Browns 0
1969—VIKINGS 27, Browns 7
1970—COWBOYS 17, 49ers 10 (NFC)
COLTS 27, Raiders 17 (AFC)
1971—COWBOYS 14, 49ers 3 (NFC)
DOLPHINS 21, Colts 0 (AFC)
1972—REDSKINS 26, Cowboys 3 (NFC)
DOLPHINS 21, Steelers 17 (AFC)
1973—VIKINGS 27, Cowboys 10 (NFC)
DOLPHINS 27, Raiders 10 (AFC)
1974—VIKINGS 14, Rams 10 (NFC)
STEELERS 24, Raiders 13 (AFC)
1975—COWBOYS 37, Rams 7 (NFC)
STEELERS 16, Raiders 10 (AFC)
1976—VIKINGS 24, Rams 13 (NFC)
RAIDERS 24, Steelers 7 (AFC)
1977—COWBOYS 23, Vikings 6 (NFC)
BRONCOS 20, Raiders 17 (AFC)
1978—COWBOYS 28, Rams 0 (NFC)
STEELERS 34, Oilers 5 (AFC)

WILD CARD PLAYOFF

- 1978—WALFONS 14, Eagles 13 (NFC)
OILERS 17, Dolphins 9 (AFC)

DIVISIONAL PLAYOFFS

- 1970—COWBOYS 5, Lions 0 (NFC)
49ERS 17, Vikings 14 (NFC)
COLTS 17, Bengals 0 (AFC)
RAIDERS 21, Dolphins 14 (AFC)
1971—COWBOYS 20, Vikings 12 (NFC)
49ERS 24, Redskins 20 (NFC)
DOLPHINS 27, Chiefs 24 (AFC)
COLTS 20, Browns 3 (AFC)
1972—COWBOYS 30, 49ers 28 (NFC)
REDSKINS 16, Packers 3 (NFC)
DOLPHINS 20, Browns 14 (AFC)
STEELERS 13, Raiders 7 (AFC)
1973—COWBOYS 27, Rams 16 (NFC)
VIKINGS 27, Redskins 20 (NFC)
DOLPHINS 34, Bengals 16 (AFC)
RAIDERS 33, Steelers 14 (AFC)
1974—VIKINGS 30, Cardinals 14 (NFC)
RAMS 19, Redskins 10 (NFC)
STEELERS 32, Bills 14 (AFC)
RAIDERS 28, Dolphins 26 (AFC)
1975—COWBOYS 17, Vikings 14 (NFC)
RAMS 35, Cardinals 23 (NFC)
STEELERS 28, Colts 10 (AFC)
RAIDERS 31, Bengals 28 (AFC)
1976—RAMS 14, Cowboys 12 (NFC)
VIKINGS 35, Redskins 20 (NFC)
RAIDERS 24, Patriots 21 (AFC)
STEELERS 40, Colts 14 (AFC)
1977—COWBOYS 37, Bears 7 (NFC)
VIKINGS 14, Rams 7 (NFC)
RAIDERS 37, Colts 31 (AFC)
BRONCOS 34, Steelers 21 (AFC)
1978—COWBOYS 27, Falcons 20 (NFC)
RAMS 34, Vikings 10 (NFC)
OILERS 31, Patriots 14 (AFC)
STEELERS 33, Broncos 10 (AFC)

PRO BOWLS

- 1951—AMERICAN 28, National 27
1952—NATIONAL 39, American 13
1953—NATIONAL 27, American 7
1954—EASTERN 20, Western 9
1955—WESTERN 26, Eastern 19
1956—EASTERN 31, Western 30
1957—WESTERN 19, Eastern 10
1958—WESTERN 26, Eastern 7
1959—EASTERN 28, Western 21
1960—WESTERN 38, Eastern 21
1961—WESTERN 35, Eastern 31
1962—WESTERN 31, Eastern 30
1963—EASTERN 30, Western 20
1964—WESTERN 31, Eastern 17
1965—WESTERN 34, Eastern 14
1966—EASTERN 36, Western 7
1967—EASTERN 20, Western 10
1968—WESTERN 38, Eastern 20
1969—WESTERN 10, Eastern 7
1970—WESTERN 16, Eastern 13
1971—NFC 27, AFC 6
1972—AFC 26, NFC 13
1973—AFC 33, NFC 28
1974—AFC 15, NFC 13
1975—NFC 17, AFC 10
1976—NFC 23, AFC 20
1977—AFC 24, NFC 14
1978—NFC 14, AFC 13
1979—NFC 13, AFC 7

COLLEGE ALL-STAR GAME

The NFL champions led this series 33-9 when the game was discontinued following the 1976 season.

A black and white photograph of a cheerleader, Suzette Russell, standing on a sideline. She is wearing a white vest with two black stars on the front, over a dark long-sleeved top, and a white skirt with a black star on the side. She is holding a large, fluffy white pom-pom. In the background, another cheerleader in a similar uniform is visible, and a large, dark, fluffy object, possibly a mascot or a large pom-pom, is partially seen. The text "ON THE SIDELINES" is printed in white, bold, capital letters in the upper right quadrant of the image.

ON THE SIDELINES

SUZETTE RUSSELL

Dallas Cowboys Cheerleaders

Although the Cowboys have always had sideline cheerleaders, the phenomenon as it is today really didn't begin its rise until four years ago.

The Cowboys saw the opportunity to develop a new form of entertainment for football fans and a decision was made to increase the size of the cheerleading squad by holding open auditions in the spring of 1976. About 250 young women came to Texas Stadium that year. The number of applicants has increased significantly over the past four years, reaching 1,617 in 1979.

On Sept. 4, 1978 the Cheerleaders hosted their own one-hour special on ABC entitled, "The 36 Most Beautiful Girls in Texas." A two-hour made-for-TV movie about the Cheerleaders was filmed in November on location in Dallas and aired Jan. 14, 1979. Taking a 48 percent share of the audience, it was the second most watched made-for-TV movie in history.

A 10-day tour of Japan was completed in December, 1978. Millions of Japanese saw the Cheerleaders in theaters, parades, on national TV shows and at the Mirage Bowl football game.

The 1979/80 Squad

Shannon Baker, student	Kim McKenney, secretary/student
Vanessa Baker, teacher	Jeanne Monfort, flight attendant
Vonciel Baker, fashion coordinator	Lauren Moss, student
Tami Barber, sales representative	Angelia Pannell, gymnastic coach
Angel Bland, personnel assistant	Renee Pipkin, secretary/student
Doris Boettigheimer, student	Teri Richardson, adv. sales representative
Debi Brooks, sales representative	Pamela Richey, dance instructor
Gay Carter, sales representative	Tammy Roberts, student
Connie Dolan, nuclear med. tech./secy.	Suzette Russell, secretary
Sydney Garza, sales representative	Stephanie Scholz, nursing student
Billie Goddin, homemaker/hairdresser	Suzette Scholz, nursing student
Debra Harris, secretary	Michelle Vaughan, fashion coord./secy.
Anita Jefferson, dental student	Jill Waggoner, graduate student
Sherry Johnson, secretary	Fredelyn Walters, student
Susan Jones, fashion merchandise/model	Natalynne Walton, student
Suzi Kendrick, teacher	Debbie White, secretary
Kimberly Kilway, student	Donna Wichita, secretary
Deirdre McClain, student	Sherrie Worthington, teacher/homemaker
Geni McKelvey, sales secretary	

1979 Halftime Activities

AUGUST 4 . . . Denver Broncos

Exhibition by the Gyros Gymnastics group.

AUGUST 18 . . . Houston Oilers

Texas City High School Band, Texas City, TX.

AUGUST 25 . . . Pittsburgh Steelers

Tyler Junior College Apache Belles and Band together with the singing group Harmony and Understanding.

SEPTEMBER 16 . . . Chicago Bears

Choctawhatchee Senior High School Band from Fort Walton, Florida.

SEPTEMBER 30 . . . Cincinnati Bengals

"How the West Was Won" . . . a combination of three high school bands from Lawton, Oklahoma along with the Cameron University Band and members from the artillery section of Fort Sill.

OCTOBER 14 . . . Los Angeles Rams

United States Marine Drum and Bugle Corps and Silent Drill Team from the Marine Barracks, Washington, D.C.

OCTOBER 21 . . . St. Louis Cardinals

Cowboys ReUnion V.

NOVEMBER 12 . . . Philadelphia Eagles

East Texas State University Band, Commerce, Texas.

NOVEMBER 22 . . . Houston Oilers

The Cowboys traditional Thanksgiving Day Show . . . Temple High School Band and the Peppettes joined by the Dallas Civic Chorus.

DECEMBER 2 . . . New York Giants

Ford Motor Co. Pass, Punt and Kick.

DECEMBER 16 . . . Washington Redskins

Tiger Band from Grambling University, Grambling, La.

The Cowboys Band

The 32-member Dallas Cowboys Band, a brass arrangement featuring a variety of musical sounds from country and western to rock 'n roll, again will be a central entertainment ingredient during Cowboys games at Texas Stadium in 1979. Under the direction of Bill Lively, an associate dean of the Meadows School of the Arts at Southern Methodist University, the Cowboys Band includes 29 male members and three women and is a vital part of all Texas Stadium pre-game, halftime and post-game activities.

Cowboys on Radio

The Cowboys again in 1979 will have the largest radio network in the National Football League as Mutual Broadcasting System begins its first season of broadcasting Cowboys games around the U. S. With KRLD Radio of Dallas serving as the flagship station, Mutual's Dallas Cowboys Network will be carried over 225 stations in 14 states. Play-by-play broadcasters Verne Lundquist and Frank Glibber will be joined by color man Brad Sham for the broadcasts. In addition, Mutual will carry all Cowboys games in Spanish on 16 stations in seven states via the Dallas Cowboys Spanish Radio Network with broadcasters Armando Quintero and Mario Montez.

The Mutual Dallas Cowboys Network

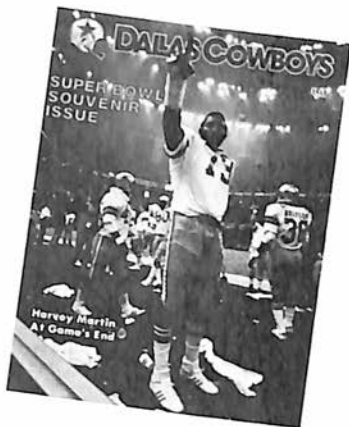
ALABAMA: Athens, WZYP; Mobile, WKRG.
ARIZONA: Apache Junction, KSTM; Casa Grande, KBFE; Clifton, KCUZ; Coolidge, KCKY; Douglas, KDAP; Junction, KEOS; Globe, KPPR; Nogales, KFBR; Page, KPGE; Prescott, KNOT; Tucson, KHYY; Williams, KBWA; Phoenix, KFN.
ARKANSAS: Ashdown, KMLA; Bentonville, KJEL; Camden, KAMD; El Dorado, KAYZ; Fort Smith, KFPW; Helena, KFFA; Hot Springs, KXOW; Jonesboro, KBTM; Little Rock, KXLR; Magnolia, KVMA; Pine Bluff, KOTN; Rogers, KAMO.
CALIFORNIA: Ridgecrest, KLOA; Thousand Oaks, KGOE.
COLORADO: Alamosa, KALQ; La Junta, KBLJ.
HAWAII: Honolulu, KIOE.
KANSAS: Dodge City, KGNO; El Dorado, KOYY; Garden City, KBUF; Goodland, KLOE; Independence, KIND; Liberal, KLIB; Topeka, WIBW; Wichita, KFH.
LOUISIANA: Abbeville, KRKF; Alexandria, KSYL; Amite, WABL; Bastrop, KVQB; Baton Rouge, WJBO; Bogalusa, WBOX; Covington, WARB; Donaldsonville, KSMI; Farmerville, KTDL; Golden Meadow, KLEB; Hammond, WTGI; Houma, KJIN; Jena, KJNA; Lafayette, KPCL; Lake Charles, KAOK; Leesville, KVVP; Many, KWLW; Minden, KASO; Monroe, KLIC; New Orleans, WGSO; New Roads, KQXL; Oak Grove, KWCL; Port Sulphur, KAGY; Shreveport, KJOE; Slidell, WSDL; Springhill, KBSF.
MISSISSIPPI: Amory, WAFM; Clinton, WHJT; Greenville, WDDT; Gulfport, WGUF; Jackson, WKKI; Laurel, WLAU; McComb, WCCA; Natchez, WMIS; Vicksburg, WKYV; West Point, WROB.
NEW MEXICO: Alamogordo, KPSA; Albuquerque, KOB; Artesia, KSVP; Bayard, KNFT; Carlsbad, KCCC; Clayton, KLMX; Clovis, KICA; Farmington, KWKY; Gallup, KGAK; Hobbs, KWWE; Las Cruces, KOBE; Portales, KENM; Roswell, KRSY; Ruidoso, KRRR; Santa Fe, KVSF; Santa Rosa, KSYX; Truth or Consequences, KCHS.
OKLAHOMA: Ada, KTEJ; Altus, KWHW; Anadarko, KRPT; Ardmore, KRRR; Atoka, KEOR; Chickasha, KWCO; Claremore, KWPR; Clinton, KCLI; Duncan, KRHD; Durant, KSEA; Idabel, KBEL; Lawton, KSWO; Madill, KMAD; McAlester, KNED; Miami, KGLC; Muskogee, KMMM; Nowata, KNFB; Okmulgee, KLLS; Pauls Valley, KGOK; Ponca City, WBBZ; Tulsa, KXXO; Oklahoma City, KTOK.
PENNSYLVANIA: Ambridge, WMBA.
TENNESSEE: Columbia, WKOM; Erwin, WXXS; Humboldt, WIRJ; Jackson, WJHR; Memphis, WVEE; Millington, WTNN.
TEXAS: Abilene, KEAN; Alice, KKMS; Alpine, KVLF; Amarillo, KQIZ; Andrews, KACT; Athens, KBUD; Atlanta, KALT; Austin, KLBJ; Ballinger, KRUN; Bay City, KIOX; Beeville, KIBL; Bellville, KACO; Big Lake, KWGH; Big Spring, KFNE; Bonham, KFYN; Borger, KBBB; Bowie, KBAN; Brady, KNEJ; Breckenridge, KSTB; Brownfield, KKUB; Brownsville, KBOR; Brownwood, KOXE; Bryan, WTAW; Burnet, KHLB; Cameron, KMIL; Carrizo Springs, KBEN; Carthage, KGAS; Center, KLCR; Childress, KCTX; Clarksville, KCAR; Cleburne, KCLE; Cleveland, KJCH; Coleman, KSTA; Colorado City, KWVC; Comanche, KCOM; Corpus Christi, KSIX; Corsicana, KXCL; Crockett, KIVY; Dalhart, KXIT; Dallas/Fort Worth, KTXQ; Dal Rio, KWMC; Denton, KDNT; Dimmitt, KDHN; Dumas, KMRE; Eagle Pass, KINL; Eastland, KERC; El Campo, KULP; El Paso, KTSM; Falfurrias, KPSO; Farwell, KZOL; Floydada, KFLP; Fort El Campo, KULP; El Paso, KTSM; Falfurrias, KPSO; Farwell, KZOL; Galveston, KILE; Gatesville, Stockton, KFST; Fredericksburg, KNAF; Gainesville, KGAF; Hamilton, KCLW; Henderson, KGRI; Houston, KMCS; Georgetown, KGTN; Gilmer, KHYM; Gladewater, KEES; Gonzales, KCTI; Graham, KSWA; Greenville, KGVJ; Hallettsville, KRJH; Hamilton, KCLW; Henderson, KGRI; Houston, KNUZ; Jacksonville, KOOJ; Jasper, KTXJ; Kermit, KERB; Kerrville, KERV; Kilgore, KOCA; Killeen, KIXS; Kingsville, KPUP; La Grange, KVLG; Lamesa, Kcot; Lampasas, KCVL; Laredo, KOYE; Lubbock, KLLL; Lufkin, KRBA; Marshall, KMHT; McAllen, KURV; McKinney, KMMK; Midland, KCRS; Mineola, KMoo; Monahans, KVKM; Morton, KRAN; Mt. Pleasant, KPXI; Nacogdoches, KSAF; Odessa, KKKK; Orange, KOGT; Palestine, KLLS; Pampa, KPDN; Paris, KPLT; Pecos, KIUN; Perryton, KEYE; Plainview, KVOP; Port Arthur, KYKR; San Angelo, KWLW; San Antonio, KCCW; San Marcos, KCNV; San Saba, KBAL; Seguin, KWED; Seymour, KSEY; Sherman, KDSX; Sonora, KVRN; Sweetwater, KXOX; Terrell, KTLR; Texarkana, KCMC; Tyler, KDOK; Vernon, KVWC; Victoria, KNAL; Waco, KWTX; Wichita Falls, KBID.
UTAH: Salt Lake City, KWMS.
VIRGINIA: Warrenton, WEER.

DALLAS COWBOYS WEEKLY

IS THE NEWSPAPER DEVOTED
EXCLUSIVELY TO —

AMERICA'S TEAM

The official fans newspaper •
Nine times larger than any
other • 40 action-packed pages
every week from training camp
through the Super Bowl,
monthly between seasons •
32 issues no matter when you
subscribe • postgame locker
room interviews, Tex
Schramm's column, Tom
Landry's view, Cowboy
confidential notes, 'at home'
features • Cheerleaders in
color!



**Get the Inside Story On
'America's Team' All Year Round**

SUBSCRIBE NOW! SEND \$15.95 TO:

DALLAS COWBOYS WEEKLY
Department PB
6116 North Central Expwy.
Dallas, TX 75206

\$15.95 FOR ONE YEAR, 32 ISSUES
(\$29.95 FOR TWO YEARS, \$41.95 THREE YEARS)
MASTER CHARGE AND VISA ALSO ACCEPTED

Texas Stadium Fact Sheet



GROUND BREAKING January 25, 1969
GRAND OPENING October 25, 1971
 (Cowboys 44, New England 21)

APPROXIMATE COST \$29,500,000
STADIUM AREA 10 Acres
STADIUM LENGTH 792 Feet
STADIUM WIDTH 633 Feet

HEIGHT
 Concourse to Top 117 Feet
 Field to Top 208 Feet

STEEL USED 2,600 Tons
CONCRETE USED 50,000 Cu. Yds.

BOWL EXCAVATION 250,000 Cu. Yds.
CAPACITY 65,101

Lower Level 34,398
 Upper Level 28,389
 Suite Levels 2,314

NUMBER OF ROWS
 Lower Level 45 Rows
 Upper Level 26 Rows

NUMBER OF CIRCLE SUITES 178
AVG. WIDTH OF SECTIONS 22 Seats

ROOF
 Material 22 Gauge Steel
 Area 7 1/2 Acres
 Size of Opening 2 1/4 Acres

TOTAL NO. OF REST ROOMS 86

PAVED PARKING 130 Acres

PARKING CAPACITY (Approximate)
 Cars 15,000
 Busses 500

FOOD SERVICE LOCATIONS 84

Lower Level 24
 Upper Level 28
 Suite Levels 8
 Specialty Stands 16
 Vendor Commissaries 8

DRINKING FOUNTAINS 115

ESCALATORS

Serving Upper Level 4
 Serving Suite Levels 2

BUTTRESSES

170 feet tall; 90 feet below the ground, 80 feet above the ground.

PUBLIC ADDRESS

SYSTEM 565 Speakers

LIGHTING

Forty 20,000 watt Zenon lights plus 448 multi-vapor units for a total of 1,433,000 watts.

SEATS

Molded plastic with armrests. 22 inches wide. First row 7 feet above the field at 50-yard line, 12 feet above at end zone.

TURF

Tartan. Approximately 91,000 square feet of turf with 10-foot wide track of material between the edge of field and the wall.

NFL Post-Season Games

SUNDAY, DECEMBER 23
 NFL FIRST ROUND PLAYOFFS

SATURDAY, DECEMBER 29
 AFC DIVISIONAL PLAYOFF
 NFC DIVISIONAL PLAYOFF

SUNDAY, DECEMBER 30
 AFC DIVISIONAL PLAYOFF
 AFC DIVISIONAL PLAYOFF

SUNDAY, JANUARY 6
 AFC CHAMPIONSHIP GAME
 NFC CHAMPIONSHIP GAME

SUNDAY, JANUARY 20
 SUPER BOWL XIV
 IN ROSE BOWL, PASADENA, CALIF.

SUNDAY, JANUARY 27
 AFC-NFC PRO BOWL
 AT HONOLULU, HAWAII

MONDAY, OCT. 22

Denver at Pittsburgh 9:00

THURSDAY, OCT. 25 (9th Weekend)

San Diego at Oakland 6:00

SUNDAY, OCT. 28Buffalo at Detroit 1:00
Chicago at San Francisco 1:00
Cleveland at St. Louis 1:00
Dallas at Pittsburgh 1:00
Green Bay at Miami 4:00
Kansas City at Denver 2:00
New England at Baltimore 2:00
New Orleans at Washington 1:00
N. Y. Giants at Los Angeles 1:00
New York Jets at Houston 12:00
Philadelphia at Cincinnati 4:00
Tampa Bay at Minnesota 1:00**MONDAY, OCT. 29**

Seattle at Atlanta 9:00

SUNDAY, NOV. 4 (10th Weekend)Cincinnati at Baltimore 2:00
Cleveland at Philadelphia 1:00
Dallas at New York Giants 1:00
Detroit at Chicago 3:00
Los Angeles at Seattle 1:00
Minnesota at St. Louis 1:00
New England at Buffalo 1:00
New Orleans at Denver 2:00
New York Jets at Green Bay 3:00
San Diego at Kansas City 1:00
San Francisco at Oakland 1:00
Tampa Bay at Atlanta 1:00
Washington at Pittsburgh 1:00**MONDAY, NOV. 5**

Houston at Miami 9:00

SUNDAY, NOV. 11 (11th Weekend)Atlanta at New York Giants 4:00
Baltimore at Miami 1:00
Buffalo at New York Jets 1:00
Los Angeles at Chicago 1:00
Minnesota vs. Green Bay at Milw. 1:00
New England at Denver 2:00
Pittsburgh at Kansas City 12:00
Oakland at Houston 12:00
St. Louis at Washington 1:00
San Diego at Cincinnati 1:00
San Francisco at New Orleans 1:00
Seattle at Cleveland 1:00
Tampa Bay at Detroit 1:00**MONDAY, NOV. 12**

Philadelphia at Dallas 8:00

SUNDAY, NOV. 18 (12th Weekend)Baltimore at New England 1:00
Cincinnati at Houston 3:00
Dallas at Washington 1:00
Denver at San Francisco 1:00
Detroit at Minnesota 1:00
Green Bay at Buffalo 1:00
Kansas City at Oakland 1:00
Miami at Cleveland 1:00
New Orleans at Seattle 1:00
New York Giants at Tampa Bay 4:00
New York Jets at Chicago 12:00
Pittsburgh at San Diego 1:00
St. Louis at Philadelphia 1:00**MONDAY, NOV. 19**

Atlanta at Los Angeles 6:00

THURSDAY, NOV. 22 (13th Weekend)
(Thanksgiving Day)Chicago at Detroit 12:30
Houston at Dallas 3:00**SUNDAY, NOV. 25**Buffalo at New England 1:00
Cleveland at Pittsburgh 1:00
Kansas City at San Diego 1:00
Los Angeles at San Francisco 1:00
Miami at Baltimore 4:00
Minnesota at Tampa Bay 1:00
New Orleans at Atlanta 1:00
Oakland at Denver 2:00
Philadelphia at Green Bay 1:00
St. Louis at Cincinnati 1:00
Washington at New York Giants 1:00**MONDAY, NOV. 26**

New York Jets at Seattle 6:00

THURSDAY, NOV. 29 (14th Weekend)

New England at Miami 8:30

SUNDAY, DEC. 2Atlanta at San Diego 1:00
Baltimore at New York Jets 1:00
Chicago at Tampa Bay 1:00
Cincinnati at Pittsburgh 1:00
Denver at Buffalo 1:00
Detroit at Philadelphia 1:00
Green Bay at Washington 1:00
Houston at Cleveland 1:00
Minnesota at Los Angeles 1:00
New York Giants at Dallas 3:00
San Francisco at St. Louis 1:00
Seattle at Kansas City 1:00**MONDAY, DEC. 3**

Oakland at New Orleans 8:00

SATURDAY, DEC. 8 (15th Weekend)Dallas at Philadelphia 12:30
Denver at Seattle 1:00**SUNDAY, DEC. 9**Buffalo at Minnesota 1:00
Chicago at Green Bay 12:00
Cincinnati at Washington 1:00
Cleveland at Oakland 1:00
Kansas City at Baltimore 2:00
Los Angeles at Atlanta 1:00
Miami at Detroit 1:00
New England at New York Jets 4:00
New York Giants at St. Louis 12:00
San Diego at New Orleans 3:00
Tampa Bay at San Francisco 1:00**MONDAY, DEC. 10**

Pittsburgh at Houston 8:00

SATURDAY, DEC. 15 (16th Weekend)Green Bay at Detroit 4:00
New York Jets at Miami 12:30**SUNDAY, DEC. 16**Baltimore at New York Giants 1:00
Buffalo at Pittsburgh 1:00
Cleveland at Cincinnati 1:00
Kansas City at Tampa Bay 1:00
Minnesota at New England 1:00
New Orleans at Los Angeles 1:00
Philadelphia at Houston 3:00
St. Louis at Chicago 1:00
San Francisco at Atlanta 1:00
Seattle at Oakland 1:00
Washington at Dallas 3:00**MONDAY, DEC. 17**

Denver at San Diego 6:00



1979 NATIONAL FOOTBALL LEAGUE SCHEDULE

(All times local)

SATURDAY, Sept. 1 (1st Weekend)

Detroit at Tampa Bay 8:00

SUNDAY, SEPT. 2

Atlanta at New Orleans 1:00
 Baltimore at Kansas City 3:00
 Cincinnati at Denver 2:00
 Cleveland at New York Jets 4:00
 Dallas at St. Louis 1:00
 Green Bay at Chicago 1:00
 Houston at Washington 1:00
 Miami at Buffalo 1:00
 New York Giants at Philadelphia 1:00
 Oakland at Los Angeles 1:00
 San Diego at Seattle 1:00
 San Francisco at Minnesota 12:00

MONDAY, SEPT. 3

Pittsburgh at New England 9:00

THURSDAY, SEPT. 6 (2nd Weekend)

Los Angeles at Denver 6:30

SUNDAY, SEPT. 9

Cincinnati at Buffalo 1:00
 Cleveland at Kansas City 3:00
 Dallas at San Francisco 1:00
 Houston at Pittsburgh 1:00
 Minnesota at Chicago 12:00
 New Orleans vs. G. Bay at Milw. 12:00
 New York Jets at New England 4:00
 Oakland at San Diego 1:00
 St. Louis at New York Giants 1:00
 Seattle at Miami 4:00
 Tampa Bay at Baltimore 2:00
 Washington at Detroit 1:00

MONDAY, SEPT. 10

Atlanta at Philadelphia 9:00

SUNDAY, SEPT. 16 (3rd Weekend)

Baltimore at Cleveland 1:00
 Buffalo at San Diego 1:00
 Chicago at Dallas 3:00
 Denver at Atlanta 1:00
 Detroit at New York Jets 1:00
 Kansas City at Houston 1:00
 Miami at Minnesota 1:00
 New England at Cincinnati 1:00
 Oakland at Seattle 1:00
 Philadelphia at New Orleans 12:00
 Pittsburgh at St. Louis 3:00
 San Francisco at Los Angeles 1:00
 Tampa Bay at Green Bay 1:00

MONDAY, SEPT. 17

New York Giants at Washington 9:00

SUNDAY, SEPT. 23 (4th Weekend)

Atlanta at Detroit 1:00
 Baltimore at Pittsburgh 1:00
 Chicago at Miami 4:00
 Green Bay at Minnesota 12:00
 Houston at Cincinnati 1:00
 Los Angeles at Tampa Bay 4:00
 New Orleans at San Francisco 1:00
 New York Jets at Buffalo 1:00
 Oakland at Kansas City 1:00
 Philadelphia at New York Giants 4:00
 San Diego at New England 1:00
 Seattle at Denver 2:00
 Washington at St. Louis 1:00

MONDAY, SEPT. 24

Dallas at Cleveland 9:00

SUNDAY, SEPT. 30 (5th Weekend)

Buffalo at Baltimore 2:00
 Cincinnati at Dallas 3:00
 Cleveland at Houston 1:00
 Denver at Oakland 1:00
 Kansas City at Seattle 1:00
 Miami at New York Jets 1:00
 Minnesota at Detroit 1:00
 N. Y. Giants at New Orleans 12:00
 Pittsburgh at Philadelphia 1:00
 St. Louis at Los Angeles 1:00
 San Francisco at San Diego 1:00
 Tampa Bay at Chicago 1:00
 Washington at Atlanta 1:00

MONDAY, OCT. 1

New England at Green Bay 8:00

SUNDAY, OCT. 7 (6th Weekend)

Chicago at Buffalo 1:00
 Dallas at Minnesota 3:00
 Detroit at New England 1:00
 Green Bay at Atlanta 1:00
 Kansas City at Cincinnati 1:00
 Los Angeles at New Orleans 3:00
 New York Jets at Baltimore 4:00
 Philadelphia at Washington 1:00
 Pittsburgh at Cleveland 1:00
 St. Louis at Houston 1:00
 San Diego at Denver 2:00
 Seattle at San Francisco 1:00
 Tampa Bay at New York Giants 1:00

MONDAY, OCT. 8

Miami at Oakland 6:00

SUNDAY, OCT. 14 (7th Weekend)

Atlanta at Oakland 1:00
 Buffalo at Miami 1:00
 Denver at Kansas City 1:00
 Detroit vs. Green Bay at Milw. 3:00
 Houston at Baltimore 2:00
 Los Angeles at Dallas 8:00
 New England at Chicago 1:00
 New Orleans at Tampa Bay 1:00
 Philadelphia at St. Louis 12:00
 Pittsburgh at Cincinnati 1:00
 San Francisco at N. Y. Giants 1:00
 Seattle at San Diego 1:00
 Washington at Cleveland 1:00

MONDAY, OCT. 15

Minnesota at New York Jets 9:00

SUNDAY, OCT. 21 (8th Weekend)

Atlanta at San Francisco 1:00
 Baltimore at Buffalo 1:00
 Chicago at Minnesota 1:00
 Cincinnati at Cleveland 1:00
 Detroit at New Orleans 1:00
 Green Bay at Tampa Bay 1:00
 Houston at Seattle 1:00
 Miami at New England 1:00
 New York Giants at Kansas City 3:00
 Oakland at New York Jets 1:00
 St. Louis at Dallas 1:00
 San Diego at Los Angeles 1:00
 Washington at Philadelphia 1:00

(Continued on Inside Back Cover)